

# OPERATIONS & MAINTENANCE REPORT

PRESENTATION TO GCTD BOARD OF DIRECTORS

June 3, 2026



# GCTD April 2026 K.P.I. Key Performance Indicators



TOTAL REVENUE MILES	170,224
TOTAL ROADCALLS	23
MAJOR ROADCALLS TOTAL	10
OTHER ROADCALLS TOTAL	12
MECHANIC DISPATCHED ROADCALLS	0
TOTAL BUS TRADES	23
SERVICE INTERRUPTIONS	9
BUSES TOWED	0

MILES BETWEEN MAJOR ROADCALLS	17,022
MILES BETWEEN OTHER ROADCALLS	14,185
<b>MBRC</b>	<b>7,401</b>


**7,500 Miles Goal**



**MBRC = Miles Between Road-calls**

Customer Service Interruptions	9
Miles Between Customer Service Interrupt	18914

**Customer Service Interruptions** are delays to GCTD customers of 5 minutes or more



**10,000 Miles Goal**

# GCTD April 2026 K.P.I. Key Performance Indicators



Bus #	Previous Hub	Current Hub	Difference	On Time	Date Completed
3505	296368	301115	4747	YES	4/5/2026
3508	49467	54175	4708	YES	4/8/2026
3510	77931	82579	4648	YES	4/22/2026
3513	33964	38795	4831	YES	4/18/2026
4046	38394	43210	4816	YES	4/16/2026
4048	50142	55046	4904	YES	4/12/2026
4049	82790	87564	4774	YES	4/23/2026
4050	134125	139012	4887	YES	4/24/2026
4052	38369	43196	4827	YES	4/30/2026
4056	300703	305679	4976	YES	4/21/2026
4057	20667	25624	4957	YES	4/12/2026
4058	241122	245884	4762	YES	4/9/2026
4059	89506	94245	4739	YES	4/14/2026
4060	53695	58665	4970	YES	4/23/2026
4062	177771	182499	4728	YES	4/21/2026
4063	57198	61832	4634	YES	4/2/2026
4064	3766	8983	5217	NO	4/27/2026
4066	129590	134352	4762	YES	4/6/2026
4068	6547	11382	4835	YES	4/9/2026
4069	57756	62602	4846	YES	4/8/2026
4074	61646	66408	4762	YES	4/3/2026
4076	104260	109074	4814	YES	4/28/2026
4077	100246	105218	4972	YES	4/27/2026
4078	106260	110850	4590	YES	4/13/2026
4079	57807	62544	4737	YES	4/16/2026
4080	62861	67563	4702	YES	4/30/2026
4082	53912	58753	4841	YES	4/17/2026
4084	9823	14786	4963	YES	4/9/2026
4085	9446	14277	4831	YES	4/12/2026
4086	9488	14235	4747	YES	4/5/2026

- 30 Buses Serviced
- 0 late services late by FTA or CHP guidelines
- 1 services late by GCTD standards.
- Great job by maintenance staff in keeping on track with scheduled maintenance.



# Fleet Composition Transformation Over the Last 16 years



## 2010

(8) 2001 NABI

(3) 2004 NABI

(26) 2007 New Flyer

(17) 2008 / 2009 NABI

**54 Buses Total Fleet**



## 2026

(5) 2008 NABI

(8) 2009 NABI

(8) 2015 Gillig

(5) 2016 Gillig

(5) 2019 Gillig

(3) 2021 Gillig

(9) 2022 Gillig

(4) 2023 Gillig

(5) 2024 Gillig

(9) 2025 Gillig

**61 Buses Total Fleet**

# GCTD Operations K.P.I. Key Performance Indicators



Missed service: 228 miles  
Boarding: 305,785  
Revenue Miles : 170,224 miles

On Time Performance: **86.3 %**



**90% goal**

Missed Service: **0.04 %**



**Less than 1% goal**

Preventable Accidents: **1**

**1 per 100,000 miles goal**

Customer Contacts:  
(1 Commendation)

**9**

**1 per 10,000 Boardings**

# Demand Response (DR) Operations



- GCTD rolled out our new scheduling software for our demand response service in January.
- Over the past months, GCTD has worked hard on learning and improving operations with the RideCo software.
- Along with the below KPI's, GCTD will also be generating and reporting Demand Response call center performance data in the coming months.

April 2026 KPI: On Time Performance: 93.35%  
Preventable Accidents: 2  
Customer Contacts: 3  
Commendations: 1  
Ridership: 9,373

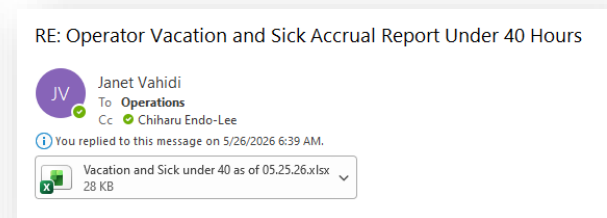



# Employee Spotlight: Janet Vahidi

## Operations & Maintenance Management Coordinator



- Janet is responsible for a wide variety of both payroll and administrative support functions in the Operations and Maintenance Departments.
- Janet is instrumental in assuring GCTD's bi-weekly payroll is handled with the highest level of accuracy and confidentiality.
- Additionally, Janet is involved in recruitment efforts and helps Operations with bidding.



# Tenya Howard: 30 Years



Bus Operator





30 Years

Great Customer  
Ambassador




# New Electric Vehicle Chargers



# Oxnard City & Port Hueneme CNG Fueling for May 2026



- Oxnard City May 2026:  
6,389 GGE of CNG fuel.
- Port Hueneme May 2026:  
247 GGE of CNG fuel



QUESTIONS?