

OPERATIONS & MAINTENANCE REPORT

PRESENTATION TO GCTD BOARD OF DIRECTORS

July 2, 2025



GCTD May 2025 K.P.I. Key Performance Indicators



TOTAL REVENUE MILES	155,715
TOTAL ROADCALLS	25
MAJOR ROADCALLS TOTAL	10
OTHER ROADCALLS TOTAL	13
MECHANIC DISPATCHED ROADCALLS	7
TOTAL BUS TRADES	25
SERVICE INTERRUPTIONS	6
BUSES TOWED	0

MILES BETWEEN MAJOR ROADCALLS	15,572
MILES BETWEEN OTHER ROADCALLS	11,978
MBRC	6,229

7,500 Miles Goal




MBRC = Miles Between Road-calls

Customer Service Interruptions are
delays to GCTD customers of 5 minutes
or more

Customer Service Interruptions	6
Miles Between Customer Service Interrupt	25952.5

10,000 Miles Goal



GCTD May 2025 K.P.I. Key Performance Indicators



Bus #	Last Engine Hrs	Current Hub	Difference	On Time	Date Completed
3502		33747	4538	YES	5/20/2025
3503		15840	4887	YES	5/13/2025
3504		28779	4950	YES	5/28/2025
3509		341892	4917	YES	5/6/2025
3511		128891	4892	YES	5/2/2025
3512		343565	4816	YES	5/24/2025
3513		10654	4696	YES	5/15/2025
3515		19956	5230	NO	5/12/2025
4038		150138	4942	YES	5/7/2025
4042		95173	4926	YES	5/17/2025
4043		80888	4892	YES	5/5/2025
4045		89550	4760	YES	5/19/2025
4046		14815	4711	YES	5/9/2025
4047		140579	4882	YES	5/31/2025
4051		114534	5041	NO	5/6/2025
4052	19884	5010	-141259	YES	5/10/2025
4053		208487	4700	YES	5/4/2025
4054		324003	4995	YES	5/27/2025
4058		212281	4957	YES	5/11/2025
4059		60629	4850	YES	5/21/2025
4060		24887	4353	YES	5/23/2025
4061		75983	4931	YES	5/17/2025
4066		105756	4942	YES	5/20/2025
4067		122284	4907	YES	5/24/2025
4068		119915	4632	YES	5/28/2025
4069		24385	4948	YES	5/3/2025
4070	10937	123171	4911	YES	5/22/2025
4071		125963	4799	YES	5/29/2025
4072		110646	4871	YES	5/24/2025
4073		93368	4931	YES	5/25/2025
4075	6635	52727	4830	YES	5/5/2025
4076		71115	5051	NO	5/14/2025
4077		67007	5108	NO	5/9/2025
4079		24651	4806	YES	5/18/2025
4083		26490	4824	YES	5/2/2025

- 37 Buses Serviced
- No late services late by FTA or CHP guidelines
- 4 services late by GCTD standards.



Great job by maintenance staff in keeping on track with scheduled maintenance

GCTD Operations K.P.I.

Key Performance Indicators



Missed service: 152 miles
Boarding: 318,618
Revenue Miles : 155,715 miles

On Time Performance: 85.1%



90% goal

Missed Service: 0.001%



Less than 1% goal

Preventable Accidents: 4

1 per 100,000 miles goal

Customer Contacts: 7

1 per 10,000 Boardings

Employee Spotlight: Lee Judie & Jeremy Kreiselmeyer

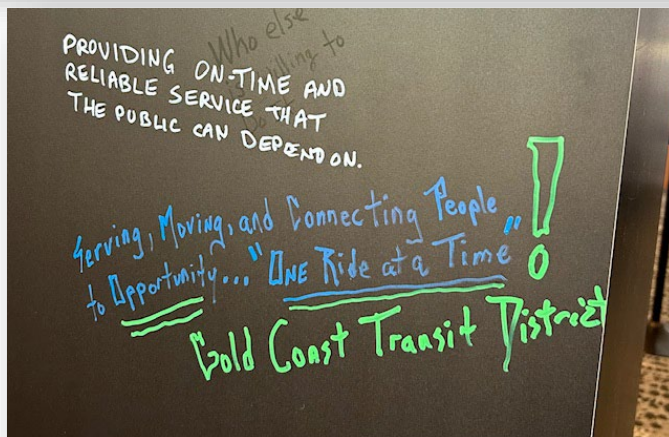


Maintenance Material Specialist



- Parts tracking and ordering
- Work order processing
- Fuel and data entry
- Inventory

CTAA / CALACT Conference



SCHEDULE AT A GLANCE				
SATURDAY MAY 31	MONDAY JUNE 2	TUESDAY JUNE 3	WEDNESDAY JUNE 4	THURSDAY JUNE 5
10 am - 6:30 pm CTAA National Rodeo Judge and Driver Registration, Testing, and Meetings. Full schedule available: ctaa.org/rodeo-2025	9 am - 10 am Opening General Session 10:15 am - 5 pm Intensives* 10:15am - 11:15am Workshop Block 1 11:30am - 12:15pm Workshop Block 2 12:15 pm - 2 pm CTAA Resources Luncheon 2 pm - 3:15 pm Workshop Block 3 3:30 pm - 4:45 pm Workshop Block 4 4:45 pm - 6:15 pm Welcome Reception	9 am - 3:30 pm Intensives* 9 am - 10:15 am Workshop Block 5 10:30 am - 11:45 am Workshop Block 6 12 pm - 1:30 pm Lunch on own 1:45 pm - 2:30 pm Workshop Block 7 2:45 pm - 6 pm Trade Show: Grand Opening and Reception 3 pm - 6 pm Bus Show 8:45 pm - 10:45 pm Trade Show Afterparty	9 am - 10 am Awards Ceremony and Annual Meeting 10 am - 12:15 pm Trade Show: Coffee and Innovation 10 am - 12:15 pm Bus Show 12:15 pm - 2 pm Lunch on own 2 pm - 2:45 pm Workshop Block 8 3 pm - 3:45 pm Workshop Block 9 7:00 pm Can't-miss Poolside Presentation 7:30 pm - 11 pm Big Night Out: California Love Party	11 am - 2 pm Tours in San Diego <div> Lunch provided Monday 2025. Breakfast and lunch is on your own. </div> <div> *Intensives begin on Monday and are all day. Be aware that if you choose to take a Monday or Tuesday intensive, you will be unable to attend some of the other EXPO events. </div>
SUNDAY JUNE 1				
6:30 am - 3:00 pm CTAA National Rodeo Competition 6:30 pm - 9:00 pm Rodeo Celebration (ticket required)				

UPDATED 5/21/25

CTAA / CALACT Conference



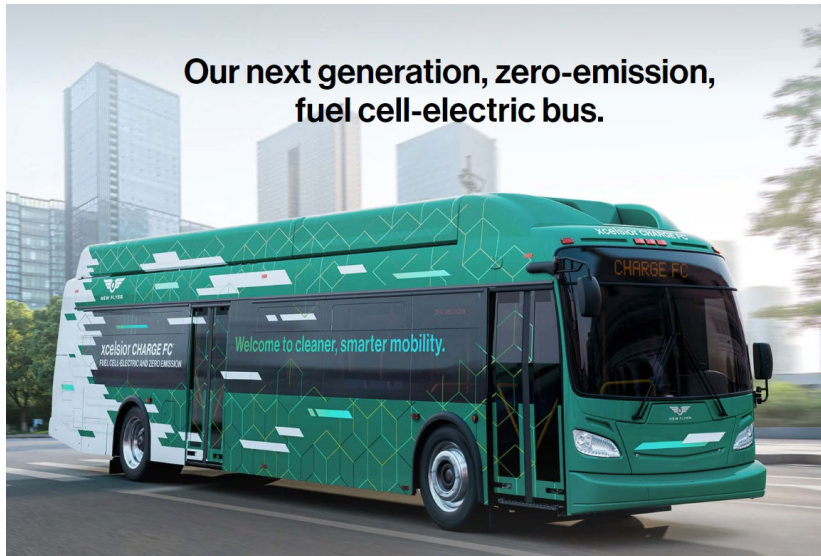
Oxnard City CNG Fueling



- Oxnard City continues to ramp up CNG fueling at GCTD.
- June 2025: 4,811 GGE of CNG fuel.
- Oxnard city is being charged the same rate as they were paying (cost at Patton Court) but is saving a tremendous amount of funds on staff time.



Hydrogen Station Project



QUESTIONS?