

OPERATIONS & MAINTENANCE REPORT

PRESENTATION TO GCTD BOARD OF DIRECTORS

September 6, 2023



GCTD Operations K.P.I.

Key Performance Indicators

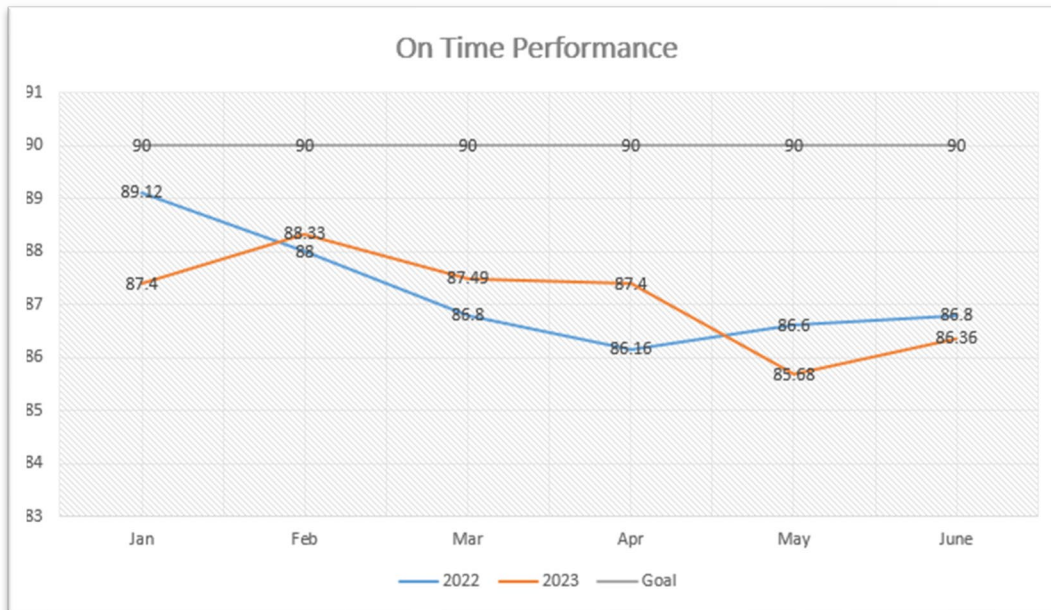
January 2023 to June 2023



On Time Performance: **87.1%**

90% goal

	Jan	Feb	Mar	Apr	May	June
2022	89.12	88	86.8	86.16	86.6	86.8
2023	87.4	88.33	87.49	87.4	85.68	86.36



GCTD Operations K.P.I.

Key Performance Indicators

January 2023 to June 2023



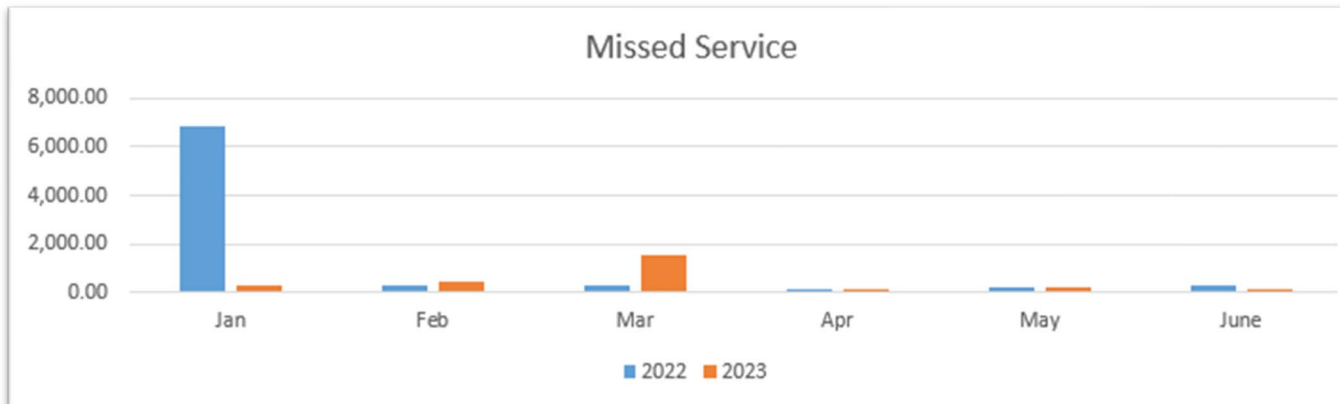
Missed Service:

0.01%



Less than 1% goal

	Jan	Feb	Mar	Apr	May	June
2022	6,829.72	293.9	269.4	138.69	180.3	305
2023	295.2	434.2	1549.8	157.8	187.58	121.07



GCTD Operations K.P.I.

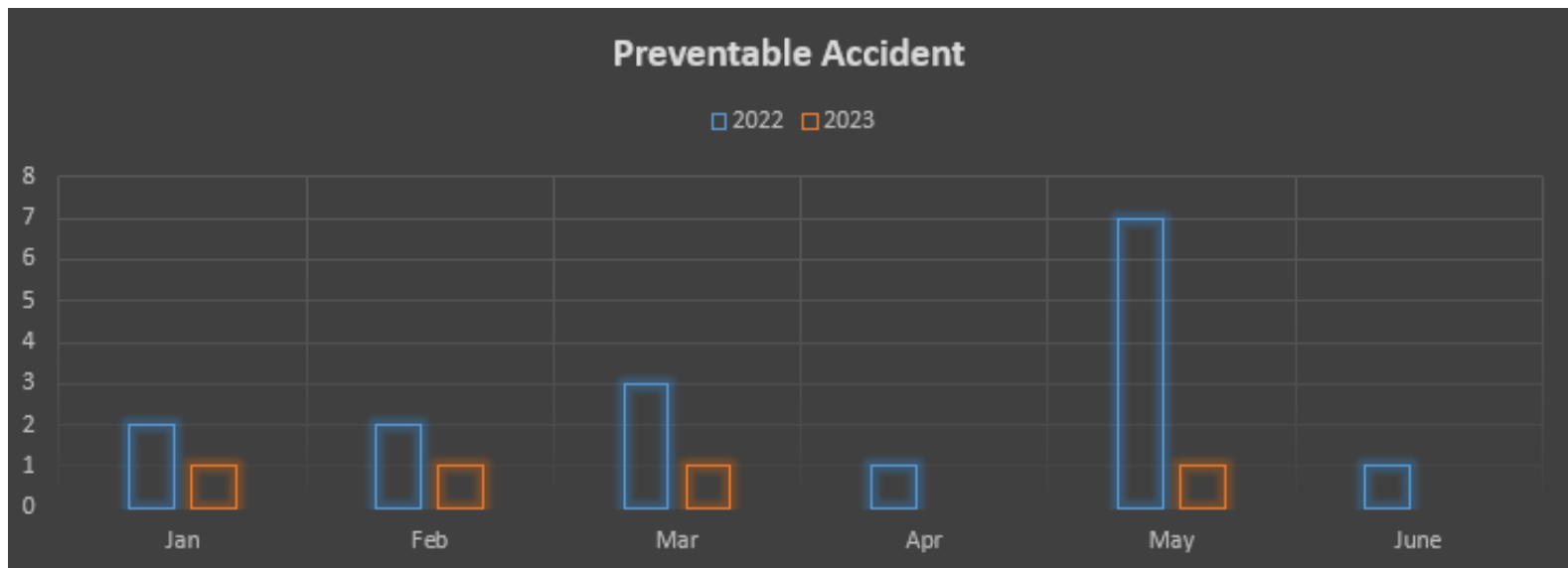
Key Performance Indicators

January 2023 to June 2023



Preventable Accidents: 1 per 100,000 miles goal

	Jan	Feb	Mar	Apr	May	June
2022	2	2	3	1	7	1
2023	1	1	1	0	1	0

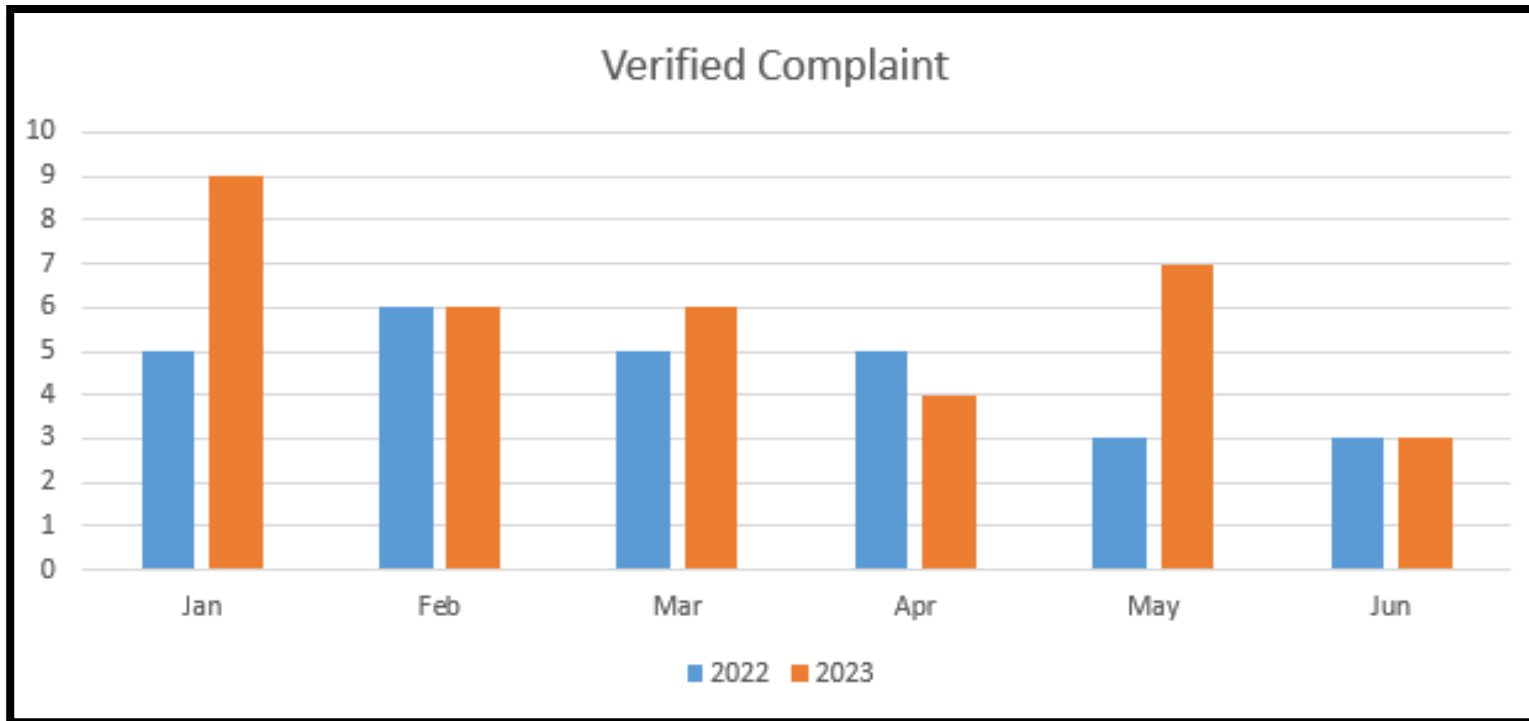


GCTD Operations K.P.I. Key Performance Indicators January 2023 to June 2023



Customer Contacts: 1 per 10,000 Boardings


**2023: 24 Verified Complaints
11 Commendations**





GCTD in Partnership with Sunline Transit will be providing in depth ZEB training

- Zero-Emission Bus Introduction
- ZEB Operations
- ZEB Maintenance
- ZEB Safety and Inspection
- ZEB Planning and Acquisition
- ZEB Planning & Deployment



C.T.A. Conference Employee Raffle



CALIFORNIA TRANSIT ASSOCIATION'S
58TH ANNUAL FALL CONFERENCE & EXPO

CONNECTING US

NOVEMBER 15-17, 2023
PASADENA
CONVENTION CENTER

Join us in Pasadena on Nov. 15-17, 2023

GCTD will be providing the opportunity for two (2) GCTD represented employees to attend the California Transit Association's 58th Annual Fall Expo and Convention.





CNG Fueling Partnership City of Oxnard

GCTD conducted a four-vehicle test on August 29th. Oxnard City staff was very impressed with the fueling times that the GCTD fueling station provided.



QUESTIONS?