



## AGENDA

### REGULAR BOARD OF DIRECTORS MEETING WEDNESDAY, FEBRUARY 1, 2023 – 10:00 AM.

GCTD ADMINISTRATIVE FACILITY  
1901 AUTO CENTER DRIVE  
OXNARD, CA 93036-7966  
[www.GoldCoastTransit.org](http://www.GoldCoastTransit.org)

**The meeting will be IN PERSON / HYBRID**  
**Hybrid / Remote Participation is available via ZOOM Webinar**  
<https://us02web.zoom.us/j/82171235527>

DUE TO THE THREAT OF NOVEL CORONAVIRUS (COVID-19), GOVERNOR NEWSOM DECLARED A STATE EMERGENCY, WHICH DECLARATION IS STILL IN EFFECT. IN ACCORDANCE WITH AB 361 AND AT THE RECOMMENDATION OF THE VENTURA COUNTY PUBLIC HEALTH OFFICER, THE MEETING WILL BE VIRTUAL. AB 361 ALLOWS THE DISTRICT TO HOLD BOARD MEETINGS VIA TELECONFERENCING AND ALLOWS FOR MEMBERS OF THE PUBLIC TO OBSERVE AND ADDRESS THE MEETING TELEPHONICALLY OR ELECTRONICALLY.

MEMBERS OF THE PUBLIC MAY PARTICIPATE IN THE BOARD MEETING EITHER **IN PERSON AT 1910 Auto Center Drive, Oxnard, CA, OR** EMAILING THEIR PUBLIC COMMENTS TO THE CLERK OF THE BOARD PRIOR TO 9:00 AM ON FEBRUARY 1, 2023. IN ADDITION, MEMBERS MAY PARTICIPATE IN THE MEETING BY LOGGING INTO ZOOM **HERE**. ANY MEMBER OF THE PUBLIC REQUESTING ACCOMMODATION TO PARTICIPATE IN THIS MEETING VIA PHONE MAY CONTACT THE CLERK OF THE BOARD PRIOR TO 9:00 AM ON FEBRUARY 1, 2023, AT 805-483-3959 X 160 OR ADELGADO@GCTD.ORG.

## CALL TO ORDER

## ROLL CALL

Chair – Matt LaVere, County of Ventura  
Vice Chair – Mike Johnson, City of Ventura  
Director – Bryan MacDonald, City of Oxnard  
Director – Martha McQueen-Legohn, City of Port Hueneme  
Director – Rachel Lang, City of Ojai

## CEREMONIAL CALENDAR

- **Pledge of Allegiance**
- **Employee Recognition – Bus Operators 10 Years of Service**
  - Jeremy Adams
  - Ramon Cadiz
  - Michael Pina
  - Claudia Thorp
  - Fred Torres

## GOLD COAST TRANSIT DISTRICT

## **GENERAL PUBLIC COMMENT PERIOD**

The GCTD Board of Directors will consider public comments for business matters that are not on the agenda. Each speaker is limited to three (3) minutes. The presiding officer shall enforce the time limit. Such matters cannot be discussed by the Board at the time of presentation but may be referred to the general manager/secretary for administrative action or public report at a later meeting or scheduled on a subsequent agenda for consideration. This rule shall not prohibit a member of the Board, at this time, from briefly responding to a public statement or question, or proposed initiative, as provided in Government Code Section 54954.2. Speakers are requested to complete a green speaker form, available from the Clerk of the Board, and file it with the Clerk before speaking.

## **BOARD OF DIRECTORS' REPORTS**

**AGENDA REVIEW** - Any changes to the agenda may be made at this time.

## **CONSENT AGENDA**

1. [Consider Approval of Minutes of December 7, 2022, Board of Directors Meeting](#)
2. [Consider Approval of Expenditures for the Months of October- December 2022](#)
3. [Consider Approval of Treasurer's Report for the Months of June-October 2022](#)
4. [Consider Approval of Financial Statements & Schedule of Money Transfers June-Oct 2022](#)
5. [Report of Contracts Awarded – Tanya Hawk, Buyer](#)
6. [Consider Approval of Extension of Contract with ECOLANE for Paratransit Scheduling Software – Marlana Kohler, Purchasing Manager & Margaret Heath-Schoep, Paratransit & Special Projects Manager](#)
7. [Consider Approval for Increase to Purchase Order with The Pun Group for Accounting Services – Marlana Kohler, Purchasing Manager](#)
8. [Consider Reconfirming Resolution 2021-09 Authorizing Virtual Board and Committee Meetings Pursuant to AB 361 - Vanessa Rauschenberger, General Manager](#)

## **GENERAL MANAGER'S REPORT**

9. [General Manager's Report – Vanessa Rauschenberger, General Manager](#)

## **FORMAL ITEMS - PUBLIC COMMENTS ON AGENDA ITEMS**

The GCTD Board of Directors will consider public comment on any item appearing on the agenda at the time that agenda item has been called by the presiding officer and after the staff report has been given. Each speaker is limited to five (5) minutes of comment total on all agenda items. Speakers are requested to complete a green speaker form, available from the Clerk of the Board or on the speaker's podium, and file it with the Clerk before speaking.

10. [Authorize General Manager Sign MOU with County of Ventura for IT Services – Vanessa Rauschenberger, General Manager](#)

**Gold Coast Transit District**  
Board of Directors Meeting  
February 1, 2023

Page 3 of 3

11. **Consider Approval of Contract Award to Center for Transportation and The Environment, Inc (CTE) for Hydrogen Fuel Station Consulting Services** – Marlena Kohler, Purchasing Manager & Jim Beck, Director of Operations & Maintenance
12. **Consider Approval of Contract Award to Transportation Management & Design, Inc for Short Range Transit Plan Consulting Services** – Marlena Kohler, Purchasing Manager & Cynthia Torres Duque, Director of Planning & Marketing

**INFORMATIONAL ITEMS**

13. **Fixed-Route & Flexible Services Quarterly Update – 2nd Quarter FY 2022-23** – Austin Novstrup, Planning Manager, Margaret Heath-Schoep, Paratransit & Special Projects Manager
14. **Receive and File Operations & Maintenance Update** – Jim Beck, Director of Operations & Maintenance
15. **Future Agenda Items** – Vanessa Rauschenberger, General Manager

The next regular meeting of the GCTD Board of Directors will be held on **MARCH 1, 2023, at 10:00 AM at 1901 Auto Center Drive, Oxnard, CA 93036**. Copies of administrative reports relating to the Board agenda are available online at [www.GoldCoastTransit.org](http://www.GoldCoastTransit.org) or from the Clerk of the Board, Gold Coast Transit District, 1901 Auto Center Drive, Oxnard, CA, 93036-7966.

IN COMPLIANCE WITH THE AMERICANS WITH DISABILITIES ACT, IF YOU NEED SPECIAL ASSISTANCE TO PARTICIPATE IN THE MEETING, PLEASE CONTACT THE CLERK OF THE BOARD AT (805) 483-3959, Ext. 160, OR E-MAIL [adelgado@gctd.org](mailto:adelgado@gctd.org) OR THROUGH THE CALIFORNIA RELAY SERVICE AT 711. NOTIFICATION 72 HOURS PRIOR TO THE MEETING WILL ENABLE GCTD TO MAKE REASONABLE ACCOMMODATIONS TO ENSURE ACCESSIBILITY TO THE MEETING.



Item #1

**MINUTES OF THE REGULAR BOARD OF DIRECTORS MEETING  
WEDNESDAY, DECEMBER 7, 2022 – 10:00 am.  
THIS MEETING WAS HELD IN PERSON & VIA ZOOM (HYBRID)**

**Call to Order**

Chair Bryan MacDonald called the regular meeting of the Board of Directors of Gold Coast Transit District to order at 10:02 am at the GCTD Administrative Facility, 1901 Auto Center Drive, Oxnard, California, and via Zoom. Due to COVID-19, this meeting was also made available via Zoom for the public.

**Roll Call**

Chair Bryan MacDonald – City of Oxnard  
Vice-Chair Matt LaVere – County of Ventura  
Director Mike Johnson – City of Ventura  
Director Richard Rollins – City of Port Hueneme  
Director Randy Haney – City of Ojai

**Staff Present**

Vanessa Rauschenberger, General Manager  
Steven DeBaun, General Counsel – Remote via-zoom  
Tania Escobar, Clerk of the Board  
Alex Zaretsky, Director of Human Resources  
Ana Perez, Human Resources Generalist  
Dawn Perkins, Director of Finance  
James Beck, Director of Operations & Maintenance  
Cynthia Torres Duque, Director of Planning & Marketing  
Chiharu Endo-Lee, Operations Manager  
Marlena Kohler, Purchasing Manager & DBE Officer  
Robert Keys, IT Manager  
Matt De La Rosa, IT Technician

**Ceremonial Calendar**

Director Haney led the pledge of allegiance.

**Employee Recognition**

- **Manuel Contreras, Mechanic II - 5 yrs.**
- **Alonzo Houston, Operator - 5 yrs.**
- **Efrain Avalos, Operations Supervisor – 15 yrs.**

Chair MacDonald thanked the employees for their service and stated all employees are the heart and soul of the agency.

**GOLD COAST TRANSIT DISTRICT**

### **General Public Comment**

None

### **Board of Directors Reports**

Chair MacDonald thanked Director Haney and Director Rollins for their service, efforts, and participation, which has been valuable with great respect.

Vice-Chair LaVere thanked Director Haney and Director Rollins for their two years, the opportunity to work with great board members, and their service to the community.

Director Johnson stated it had been a joy and privilege working with Director Haney and Director Rollins.

Director Haney expressed his gratitude for working with great board members and GCTD staff and truly cherished working for the community.

Director Rollins stated he was grateful for working with great board members and staff. He enjoyed being on the board for GCTD to experience the positive changes it has brought to the community. Director Rollins leaves knowing GCTD will continue to do great things for the community.

### **Consent Agenda**

1. [Consider Approval of Minutes of November 2, 2022, Board of Directors Meeting](#)
2. [Report of Contracts Awarded – Marlena Kohler, Purchasing Manager & DBE Officer](#)
3. [Consider Reconfirming Resolution 2021-09 Authorizing Virtual Board and Committee Meetings Pursuant to AB 361 - Vanessa Rauschenberger, General Manager](#)

Director Haney moved to approve Consent Agenda Items 1 through 3. Director Johnson seconded the motion.

**The motion passed unanimously.**

### **GENERAL MANAGER'S REPORT**

#### **4. General Manager's Report – Vanessa Rauschenberger, General Manager**

Ms. Rauschenberger commended Customer Service Representative Rocio Mendez, Bus Operator, Claudia Thorpe, and Supervisor Manny Barajas for being proactive in communication and coordination which resulted in the location of a missing person at the Oxnard Transit Center working with local police authority to ensure a safe outcome. Ms. Rauschenberger also recognized Tania Escobar, Planning & Marketing Intern, for filling in as Clerk of the Board and providing an excellent job.

Ms. Rauschenberger congratulated Bob Keys, IT Manager, on his retirement after a long career in Transit and IT.

Ms. Rauschenberger closed her December Holiday remarks by thanking her team for getting the bus ready for the Holidays. This year GCTD participated in the Downtown Oxnard Christmas Parade. A video from TikTok was presented to the board members, with employees and their families participating in the parade representing GCTD.

## **FORMAL ITEMS - PUBLIC COMMENTS ON AGENDA ITEMS**

The Gold Coast Transit District Board of Directors will consider public comment on any item appearing on the agenda at the time that agenda item has been called by the presiding officer and after the staff report has been given. Each speaker is limited to three (3) minutes of comment on all agenda items. Public members must submit their request by email to the Clerk of the Board before 9 am on the day of the Board Meeting.

### **THERE WERE NO PUBLIC COMMENTS**

#### **5. Election of Board Officers for 2023 – Vanessa Rauschenberger, General Manager**

Chair MacDonald nominated Vice Chair LaVere as GCTD's Chair for the calendar year 2023, and Director Johnson was nominated for Vice-Chair. Director Haney seconded the motion.

**The motion passed unanimously.**

#### **6. Consider Approval of Board of Directors Meeting Schedule for Calendar Year 2023 – Vanessa Rauschenberger, General Manager**

Ms. Rauschenberger stated schedule had been amended in the past to accommodate holidays and special events. However, at this moment, no events would affect regular meetings of the GCTD Board of Directors held at 10:00 am on the first Wednesday of each month.

January 4	May 3	September 6
February 1	June 7	October 4
March 1	July 5	November 1
April 5	August – <i>Dark</i>	December 6
*Special Meeting		January 3, 2024

### **Recommendation**

**It is recommended that the Board of Directors consider, amend, if necessary, and approve the proposed monthly Board meeting schedule for the calendar year 2023.**

Vice-Chair LaVere moved to approve Consider Approval of the Board of Directors Meeting Schedule for the Calendar Year 2023. Director Haney seconded the motion.

**The motion passed unanimously.**

#### **7. Consider ReAuthorization of Public Transportation Safety Plan (PTASP)– Alex Zaretsky, Director of Human Resources**

Mr. Zaretsky stated the FTA mandated Public Transportation Agencies in 2018 to have a Safety Plan (PTASP), which requires operators of public transportation systems to develop safety plans that include the processes and procedures to implement Safety Management Systems (SMS). In accordance with the Public Transportation Agency Plan (PTASP), the Final Rule requires all agencies that receive FTA's Urbanized Area Formula Grants to set safety performance targets in a Safety Plan that is reviewed and certified every year.

Director Johnson asked if more information on the types of Safety Incidents that are occurring could be brought back to the Board. Mr. Zaretsky stated he will provide the board with an update mid-year after the committee meets to review the accident data.

Ms. Rauschenberger thanked Mr. Zaretsky and the Safety Committee for developing a process for the team to analyze and prevent serious accidents.

### **RECOMMENDATION**

The report has the following action items for the Board of Directors.

Approval of GCTD's Public Transit Agency Safety Plan, update, and safety performance targets.

Vice-Chair LaVere moved to approve Consider ReAuthorization of Public Transportation Safety Plan (PTASP). Director Haney seconded the motion.

**The motion passed unanimously.**

**8. [Consider Adoption of Final Zero Emissions Transition Plan – James Beck, Director of Operations & Maintenance](#)**

Mr. Beck presented the ZEB Strategy and Rollout Plan to the board prepared by Stantec Consulting Services, Inc.

Director Johnson thanked Mr. Beck for his hard work and expressed the excitement he has experienced being a board member for the last two years, watching the plans for GCTD evolve.

### **RECOMMENDATION**

It is recommended that the Board of Directors approve the adoption of GCTD's ZEB Transition and Rollout Plan.

Director Rollins moved to approve Consider Adoption of Final Zero Emissions Transition Plan. Director Johnson seconded the motion.

**The motion passed unanimously.**

### **INFORMATIONAL ITEMS**

**9. [Receive Update and Presentation on Operations and Maintenance Departments – James Beck, Director of Operations and Maintenance](#)**

**The report was filed and received.**

**10. [Receive Update and Presentation on Upcoming January 2023 Service Changes – Austin Novstrup, Transit Planner II](#)**

**The report was filed and received.**

**11. [Future Agenda Items – Vanessa Rauschenberger, General Manager](#)**

Director Johnson requested a future agenda item on Transit Related Housing Legislation. Vice Chair LaVere would like a follow-up on the 301 property.

Chair MacDonald stated that it had been a pleasure being chair last year and thanked the board for being an excellent team to work with, very harmonious, and making significant changes to the community.

**The report was filed and received.**

**CLOSED SESSION**  
**NONE.**

**There being no further business, Chair MacDonald adjourned the Board of Directors meeting at 11:27 am.**

Minutes recorded by: Angie Delgado, Clerk of the Board of Directors

---

Vanessa Rauschenberger  
Secretary of the Board of Directors

---

Chair Bryan MacDonald  
Board of Directors

Unless otherwise determined by the Board of Directors, the next meeting of the GCTD Board of Directors will be on **February 1, 2022, at 10:00 am**. Copies of administrative reports relating to the Board agenda are available online at [www.gctd.org](http://www.gctd.org) or from the Clerk of the Board, Gold Coast Transit District, 1901 Auto Center Drive, Oxnard, CA 93036.





Item #2a

**DATE** February 1, 2023  
**TO** GCTD Board of Directors  
**FROM** Dawn Perkins, Director of Finance *slp*  
**SUBJECT** **Consider the Approval of Expenditures for the Month of October 2022.**

---

Attached is a list of expenditures for the month of October 2022 from the various GCTD Accounts.

If any member of the Board wishes to review a particular item, please contact me to have the necessary documentation on hand for the meeting.

Attachments:  
Accounts Payable Disbursement List – October 2022

**GENERAL MANAGER'S CONCURRENCE**

A handwritten signature in black ink, reading 'Vanessa Rauschenberger', is written over a horizontal line.

Vanessa Rauschenberger  
General Manager

**GOLD COAST TRANSIT DISTRICT**

CITY OF OJAI | CITY OF OXNARD | CITY OF PORT HUENEME | CITY OF VENTURA | COUNTY OF VENTURA  
1901 AUTO CENTER DRIVE, OXNARD, CA 93036-7966 | P 805.483.3959 | F 805.487.0925 | GCTD.ORG

# Accounts Payable Disbursement List

Vendor #	Name	Check #	Date	Amount	Voided	Comments
77460-C0121	CALIFORNIA PUBLIC EMPLOYEES RET.	ACH	10/31/2022	\$220,528.46	<input type="checkbox"/>	HEALTH INSURANCE
77460-C0133	CAL PERS	ACH	10/31/2022	\$87,516.30	<input type="checkbox"/>	PENSION CONTRIBUTIONS
77460-C1904	BENEFIT COORDINATORS COMPANY	ACH	10/31/2022	\$19,719.86	<input type="checkbox"/>	LONG TERM DISABILITY PREMIUMS
77460-E1320	EMPOWER RETIREMENT	ACH	10/31/2022	\$2,740.00	<input type="checkbox"/>	DEFERRED COMPENSATION CONT.
77460-M0926	MISSIONSQUARE RETIREMENT	ACH	10/31/2022	\$9,397.88	<input type="checkbox"/>	DEFERRED COMPENSATION CONT.
77460-S0518	SERVICE EMPLOYEES INT'L UNION LOC	ACH	10/31/2022	\$9,732.17	<input type="checkbox"/>	P/R DEDUCTION
77460-U2003	USCM/WEST	ACH	10/31/2022	\$15,656.00	<input type="checkbox"/>	P/R DEDUCTION
A0100	A 1 AUDIO VIDEO	84971	10/13/2022	\$4,285.00	<input type="checkbox"/>	AUDIO VIDEO BOARD RM
A0109	AFFORDABLE AUTO GLASS	84972	10/13/2022	\$250.00	<input type="checkbox"/>	AUTO GLASS REPAIR
A0608	AFFORDABLE TABLES AND CHAIRS	84966	10/11/2022	\$2,925.50	<input type="checkbox"/>	RENTAL FEES
A1219	ERICH KREIG	84931	10/5/2022	\$495.00	<input type="checkbox"/>	SERVICES
A1801	ARAMARK UNIFORM & CAREER APPAR	84973	10/13/2022	\$569.76	<input type="checkbox"/>	UNIFORMS
A1900	ASBURY ENVIRONMENTAL SERVICES	84932	10/5/2022	\$569.46	<input type="checkbox"/>	HAZ MAT DISPOSAL SERVICES
B0211	BEST BEST & KRIEGER LLP	84974	10/13/2022	\$12,720.50	<input type="checkbox"/>	GENERAL COUNSEL SERVICE
B0902	LOS ANGELES TRUCK CENTERS, LLC	84933	10/5/2022	\$109.51	<input type="checkbox"/>	PARTS/SERVICE
B1814	BROWN ARMSTRONG ACCOUNTANCY	84975	10/13/2022	\$2,900.00	<input type="checkbox"/>	FINANCIAL AUDIT SERVICES
C0103	CALIFORNIA HOSE, INC	84934	10/5/2022	\$241.23	<input type="checkbox"/>	PARTS
C0113	CALTIP	84935	10/5/2022	\$249,131.41	<input type="checkbox"/>	LIABILITY INSURANCE
C0511	CENTRAL COAST FILTER & SUPPLY INC.	84976	10/13/2022	\$3,462.09	<input type="checkbox"/>	PAINT
C1202	CLEAN ENERGY	84977	10/13/2022	\$93,302.55	<input type="checkbox"/>	REPAIRS
C1903	PUBLIC RISK INNOVATION SOLUTIONS	84936	10/5/2022		<input checked="" type="checkbox"/>	WORKER'S COMP/EAP PROVIDER
C1903	PUBLIC RISK INNOVATION SOLUTIONS	84937	10/5/2022		<input checked="" type="checkbox"/>	WORKER'S COMP/EAP PROVIDER
C1903	PUBLIC RISK INNOVATION SOLUTIONS	84938	10/5/2022	\$332,922.92	<input type="checkbox"/>	WORKER'S COMP/EAP PROVIDER
C1906	BENEFIT COORDINATORS CORP.	84939	10/5/2022		<input checked="" type="checkbox"/>	DENTAL PREMIUMS
C1906	BENEFIT COORDINATORS CORP.	84940	10/5/2022	\$11,976.50	<input type="checkbox"/>	DENTAL PREMIUMS
C2115	CUMMINS PACIFIC LLC	84978	10/13/2022	\$1,683.22	<input type="checkbox"/>	PARTS
D0114	DANIELS TIRE SERVICE	84941	10/5/2022	\$195.00	<input type="checkbox"/>	TIRES/SERVICES
D0519	DESTIN THOMAS COMMUNICATIONS	84979	10/13/2022	\$99.94	<input type="checkbox"/>	RADIO REPAIRS
D0928	WEX HEALTH, INC.	84980	10/13/2022	\$279.75	<input type="checkbox"/>	FSA ADMINISTRATION FEE
D2515	DYER SHEEHAN GROUP, INC.	84981	10/13/2022	\$8,505.00	<input type="checkbox"/>	301 REDEVELOPMENT CONSULTING
E0409	EDISON CO.	84942	10/5/2022	\$29,167.75	<input type="checkbox"/>	ELECTRICAL POWER
F0096	FRANKLIN TRUCK PARTS	84982	10/13/2022	\$40.13	<input type="checkbox"/>	REPAIR PARTS
F1806	FRESH & FABULOUS INC	84967	10/11/2022	\$1,930.50	<input type="checkbox"/>	CATERING
G0120	THE GAS COMPANY	84983	10/13/2022	\$36,989.00	<input type="checkbox"/>	NATURAL GAS
G0514	SOUTHERN COUNTIES FUELS	84943	10/5/2022	\$3,647.91	<input type="checkbox"/>	OIL/LUBE PRODUCTS

Vendor #	Name	Check #	Date	Amount	Voided	Comments
G0912	GILLIG LLC	84944	10/5/2022	\$1,073.76	<input type="checkbox"/>	PARTS
G1801	GRAINGER	84945	10/5/2022	\$69.95	<input type="checkbox"/>	MISC. PARTS/SUPPLIES
G2014	GYM PROVISIONS INC	84968	10/11/2022	\$34,962.93	<input type="checkbox"/>	GYM EQUIPMENT
H1520	DCH (OXNARD) INC	84946	10/5/2022	\$105.24	<input type="checkbox"/>	REPAIRS/SUPPLIES
I1414	IRON MOUNTAIN, INC.	84984	10/13/2022	\$135.03	<input type="checkbox"/>	SHREDING SERVICES
I1417	INSIGHT STRATEGIES, INC.	84985	10/13/2022	\$14,784.35	<input type="checkbox"/>	CONSULTING SERVICES
I1423	INTERSTATE BATTERIES	84986	10/13/2022	\$515.18	<input type="checkbox"/>	BATTERIES
I1445	INTERIOR DEMOLITION, INC.	85005	10/19/2022	\$4,983.57	<input type="checkbox"/>	INTERIOR DEMOLITION
K0511	KELLY CLEANING & SUPPLS, INC.	84947	10/5/2022	\$3,306.00	<input type="checkbox"/>	JANITORIAL SERVICES
K0915	KIMBALL MIDWEST	84987	10/13/2022	\$1,214.80	<input type="checkbox"/>	PARTS
L0523	LEWIS BRISBOIS BISGAARD & SMITH LL	84948	10/5/2022	\$110.62	<input type="checkbox"/>	LEGAL SERVICES
L0908	LIGHTGABLER	84988	10/13/2022	\$4,950.00	<input type="checkbox"/>	LEGAL SERVICES
M0104	MACVALLEY OIL COMPANY	84949	10/5/2022	\$611.83	<input type="checkbox"/>	FUEL
M0104	MACVALLEY OIL COMPANY	84989	10/13/2022	\$753.03	<input type="checkbox"/>	FUEL
M2220	MV TRANSPORTATION, INC.	84990	10/13/2022	\$164,743.50	<input type="checkbox"/>	GCT ACCESS SERVICE
N0132	NATURAL GREEN LANDSCAPE INC.	84991	10/13/2022	\$4,266.00	<input type="checkbox"/>	LANDSCAPING SERVICES
N0529	THE AFTERMARKET PARTS COMPANY,	84950	10/5/2022		<input checked="" type="checkbox"/>	PARTS/BUSES
N0529	THE AFTERMARKET PARTS COMPANY,	84951	10/5/2022	\$4,389.07	<input type="checkbox"/>	PARTS/BUSES
O1805	FIRST CALL AUTO PARTS	84952	10/5/2022	\$8.73	<input type="checkbox"/>	PARTS
O2402	VENTURA COUNTY AUTO SUPPLY	84953	10/5/2022	\$371.19	<input type="checkbox"/>	PARTS
O2402	VENTURA COUNTY AUTO SUPPLY	84992	10/13/2022	\$369.91	<input type="checkbox"/>	PARTS
P0119	PARKHOUSE TIRE, INC.	84993	10/13/2022	\$3,724.58	<input type="checkbox"/>	TIRES
P0919	PITNEY BOWES GLOBAL	84954	10/5/2022	\$317.98	<input type="checkbox"/>	POSTAGE MACHINE
P1602	PLEXUS GLOBAL	84994	10/13/2022	\$61.00	<input type="checkbox"/>	BACKGROUND & DRUG SCREENING
P1800	VANESSA GARCIA	84969	10/11/2022	\$656.00	<input type="checkbox"/>	EMPLOYEE EVENTS
R0126	RAYNE WATER CONDITIONING	84995	10/13/2022	\$188.80	<input type="checkbox"/>	WATER COOLER BREAK ROOM
R0504	RED WING SHOE STORE	84955	10/5/2022	\$130.30	<input type="checkbox"/>	SAFETY SHOES
R0510	ROMAINE ELECTRIC CORPORATION	84996	10/13/2022	\$686.96	<input type="checkbox"/>	BUS PARTS
R1400	ACCOMTEMPS A ROBERT HALF COMP	84997	10/13/2022	\$1,832.18	<input type="checkbox"/>	TEMPORARY HELP
S1624	SPX CORPORATION	84956	10/5/2022	\$809.85	<input type="checkbox"/>	PARTS
S1925	STANTEC CONSULTING SERVICES INC.	84957	10/5/2022	\$28,734.62	<input type="checkbox"/>	CONSULTING SERVICES
S2000	STAPLES ADVANTAGE	84998	10/13/2022	\$1,712.63	<input type="checkbox"/>	OFFICE SUPPLIES
S2119	SUPERIOR SANITARY SUPPLIES	84958	10/5/2022	\$95.79	<input type="checkbox"/>	SUPPLIES
S2126	SUPERIOR PRINTING & GRAPHICS, INC	84959	10/5/2022	\$679.54	<input type="checkbox"/>	PRINTING SERVICES
T0503	TEAMSTERS LOCAL 186	84960	10/5/2022	\$300.00	<input type="checkbox"/>	PAYROLL DEDUCTION
T0503	TEAMSTERS LOCAL 186	84999	10/13/2022	\$1,224.00	<input type="checkbox"/>	PAYROLL DEDUCTION
T0515	TELENET VOIP, INC.	85000	10/13/2022	\$270.00	<input type="checkbox"/>	MONITORING

Vendor #	Name	Check #	Date	Amount	Voided	Comments
T1506	GREG'S PETROLEUM SERVICE, INC	84961	10/5/2022	\$3,991.75	<input type="checkbox"/>	OIL SUPPLIER
T1910	TST PRIVATE SECURITY	85001	10/13/2022	\$7,251.96	<input type="checkbox"/>	SECURITY SERVICES
U1210	UnCOMPLICATE HR INC	84962	10/5/2022	\$4,975.00	<input type="checkbox"/>	HR CONSULTANT
U1423	UNITED WAY OF VENTURA CO.	85002	10/13/2022	\$84.00	<input type="checkbox"/>	P/R DEDUCTION
U1902	U.S. BANK	84963	10/5/2022	\$16,759.67	<input type="checkbox"/>	CALCARD PAYMENT
V0501	COUNTY OF VENTURA - IT SVCS. DEPT.	84964	10/5/2022	\$189.00	<input type="checkbox"/>	REPEATER SITE RENTAL
V0523	VENTURA HOSE-MAN	84965	10/5/2022	\$92.36	<input type="checkbox"/>	REPAIR PARTS/SUPPLIES
V1525	VOYAGER	85003	10/13/2022	\$997.94	<input type="checkbox"/>	CNG FUEL FOR ACCESS
V1809	VERIZON	85004	10/13/2022	\$1,846.68	<input type="checkbox"/>	PHONE SRVC - CSC
X0522	XIELO LLC	84970	10/11/2022	\$494.90	<input type="checkbox"/>	CATERING

**Total:** \$1,483,522.48



**DATE** February 1, 2023 **Item #2b**

**TO** GCTD Board of Directors

**FROM** Dawn Perkins, Director of Finance *slp*

**SUBJECT** **Consider the Approval of Expenditures for the Month of November 2022.**

---

Attached is a list of expenditures for the month of November 2022 from the various GCTD Accounts.

If any member of the Board wishes to review a particular item, please contact me to have the necessary documentation on hand for the meeting.

Attachments:  
Accounts Payable Disbursement List – November 2022

**GENERAL MANAGER'S CONCURRENCE**

A handwritten signature in black ink, reading 'Vanessa Rauschenberger', is written over a horizontal line.

Vanessa Rauschenberger  
General Manager

**GOLD COAST TRANSIT DISTRICT**

# Accounts Payable Disbursement List

Vendor #	Name	Check #	Date	Amount	Voided	Comments
77832-C0121	CALIFORNIA PUBLIC EMPLOYEES RET.	ACH	11/30/2022	\$215,432.20	<input type="checkbox"/>	HEALTH INSURANCE
77832-C0133	CAL PERS	ACH	11/30/2022	\$173,022.26	<input type="checkbox"/>	PENSION CONTRIBUTIONS
77832-C1904	BENEFIT COORDINATORS COMPANY	ACH	11/30/2022	\$9,651.38	<input type="checkbox"/>	LONG TERM DISABILITY PREMIUMS
77832-E1320	EMPOWER RETIREMENT	ACH	11/30/2022	\$2,700.00	<input type="checkbox"/>	DEFERRED COMPENSATION CONT.
77832-M0926	MISSIONSQUARE RETIREMENT	ACH	11/30/2022	\$7,597.88	<input type="checkbox"/>	DEFERRED COMPENSATION CONT.
77832-S0518	SERVICE EMPLOYEES INT'L UNION LOC	ACH	11/30/2022	\$9,558.72	<input type="checkbox"/>	P/R DEDUCTION
77832-U2003	USCM/WEST	ACH	11/30/2022	\$16,516.00	<input type="checkbox"/>	P/R DEDUCTION
A0109	AFFORDABLE AUTO GLASS	85006	11/2/2022	\$550.00	<input type="checkbox"/>	AUTO GLASS REPAIR
A0109	AFFORDABLE AUTO GLASS	85115	11/16/2022	\$300.00	<input type="checkbox"/>	AUTO GLASS REPAIR
A0109	AFFORDABLE AUTO GLASS	85156	11/30/2022	\$832.05	<input type="checkbox"/>	AUTO GLASS REPAIR
A0918	AIRGAS USA, LLC	85007	11/2/2022	\$113.34	<input type="checkbox"/>	MAINTENANCE SUPPLIES
A0918	AIRGAS USA, LLC	85116	11/16/2022	\$116.31	<input type="checkbox"/>	MAINTENANCE SUPPLIES
A1219	ERICH KREIG	85084	11/10/2022	\$495.00	<input type="checkbox"/>	SERVICES
A1308	AMERICAN MOVING PARTS	85008	11/2/2022	\$501.81	<input type="checkbox"/>	BRAKE SHOES
A1308	AMERICAN MOVING PARTS	85085	11/10/2022	\$8,178.90	<input type="checkbox"/>	BRAKE SHOES
A1801	ARAMARK UNIFORM & CAREER APPAR	85009	11/2/2022		<input checked="" type="checkbox"/>	UNIFORMS
A1801	ARAMARK UNIFORM & CAREER APPAR	85010	11/2/2022	\$3,115.40	<input type="checkbox"/>	UNIFORMS
A1801	ARAMARK UNIFORM & CAREER APPAR	85117	11/16/2022	\$185.35	<input type="checkbox"/>	UNIFORMS
A1807	ARCHROCK SERVICES, L.P.	85011	11/2/2022	\$8.76	<input type="checkbox"/>	CNG STATION SUPPLIES
A1807	ARCHROCK SERVICES, L.P.	85086	11/10/2022	\$1,161.23	<input type="checkbox"/>	CNG STATION SUPPLIES
A1900	ASBURY ENVIRONMENTAL SERVICES	85012	11/2/2022	\$85.00	<input type="checkbox"/>	HAZ MAT DISPOSAL SERVICES
A1900	ASBURY ENVIRONMENTAL SERVICES	85157	11/30/2022	\$65.00	<input type="checkbox"/>	HAZ MAT DISPOSAL SERVICES
A1920	ASSURANT EMPLOYEE BENEFITS	85013	11/2/2022	\$1,323.36	<input type="checkbox"/>	DENTAL PREMIUMS
A2020	AT&T	85014	11/2/2022	\$398.93	<input type="checkbox"/>	TELEPHONE SERVICES
A2020	AT&T	85158	11/30/2022	\$398.93	<input type="checkbox"/>	TELEPHONE SERVICES
A2119	AUSTIN NOVSTRUP	85015	11/2/2022	\$3,021.01	<input type="checkbox"/>	EXPENSE REIMBURSEMENT
B0211	BEST BEST & KRIEGER LLP	85118	11/16/2022	\$12,115.00	<input type="checkbox"/>	GENERAL COUNSEL SERVICE
B0504	JAMES BECK	85159	11/30/2022	\$813.98	<input type="checkbox"/>	EXPENSE REIMBURSEMENT
B0902	LOS ANGELES TRUCK CENTERS, LLC	85016	11/2/2022		<input checked="" type="checkbox"/>	PARTS/SERVICE
B0902	LOS ANGELES TRUCK CENTERS, LLC	85017	11/2/2022		<input checked="" type="checkbox"/>	PARTS/SERVICE
B0902	LOS ANGELES TRUCK CENTERS, LLC	85018	11/2/2022	\$10,696.42	<input type="checkbox"/>	PARTS/SERVICE
B0902	LOS ANGELES TRUCK CENTERS, LLC	85119	11/16/2022		<input checked="" type="checkbox"/>	PARTS/SERVICE
B0902	LOS ANGELES TRUCK CENTERS, LLC	85120	11/16/2022	\$8,158.04	<input type="checkbox"/>	PARTS/SERVICE
B0902	LOS ANGELES TRUCK CENTERS, LLC	85160	11/30/2022		<input checked="" type="checkbox"/>	PARTS/SERVICE
B0902	LOS ANGELES TRUCK CENTERS, LLC	85161	11/30/2022	\$7,272.75	<input type="checkbox"/>	PARTS/SERVICE

Vendor #	Name	Check #	Date	Amount	Voided	Comments
B1808	BRINK'S, INCORPORATED	85019	11/2/2022	\$932.06	<input type="checkbox"/>	ARMORED CAR SERVICES
B1808	BRINK'S, INCORPORATED	85121	11/16/2022	\$891.56	<input type="checkbox"/>	ARMORED CAR SERVICES
B1814	BROWN ARMSTRONG ACCOUNTANCY	85122	11/16/2022	\$9,473.50	<input type="checkbox"/>	FINANCIAL AUDIT SERVICES
C0103	CALIFORNIA HOSE, INC	85020	11/2/2022	\$247.22	<input type="checkbox"/>	PARTS
C0103	CALIFORNIA HOSE, INC	85123	11/16/2022	\$394.70	<input type="checkbox"/>	PARTS
C0113	CALTIP	85021	11/2/2022	\$14,471.30	<input type="checkbox"/>	LIABILITY INSURANCE
C0113	CALTIP	85087	11/10/2022	\$4,183.73	<input type="checkbox"/>	LIABILITY INSURANCE
C0149	CANON FINANCIAL SERVICES INC	85022	11/2/2022	\$348.52	<input type="checkbox"/>	PRINTING SERVICES
C0149	CANON FINANCIAL SERVICES INC	85088	11/10/2022	\$1,158.81	<input type="checkbox"/>	PRINTING SERVICES
C0922	CITI CARDS	85023	11/2/2022	\$1,916.31	<input type="checkbox"/>	OFFICE SUPPLIES
C0922	CITI CARDS	85162	11/30/2022	\$2,163.64	<input type="checkbox"/>	OFFICE SUPPLIES
C1202	CLEAN ENERGY	85024	11/2/2022	\$100,343.08	<input type="checkbox"/>	REPAIRS
C1504	COASTAL OCCUPATIONAL MEDICAL G	85025	11/2/2022	\$3,185.00	<input type="checkbox"/>	PHYSICALS/DRUG SCREENS
C1540	COMPUWAVE, INC.	85124	11/16/2022	\$2,540.06	<input type="checkbox"/>	LAPTOPS
C1550	LYNETTE COVERLY	85026	11/2/2022	\$8,796.25	<input type="checkbox"/>	PROFESSIONAL SERVICES
C1906	BENEFIT COORDINATORS CORP.	85027	11/2/2022		<input checked="" type="checkbox"/>	DENTAL PREMIUMS
C1906	BENEFIT COORDINATORS CORP.	85028	11/2/2022	\$11,880.40	<input type="checkbox"/>	DENTAL PREMIUMS
C2115	CUMMINS PACIFIC LLC	85089	11/10/2022		<input checked="" type="checkbox"/>	PARTS
C2115	CUMMINS PACIFIC LLC	85090	11/10/2022		<input checked="" type="checkbox"/>	PARTS
C2115	CUMMINS PACIFIC LLC	85091	11/10/2022	\$5,892.12	<input type="checkbox"/>	PARTS
C2118	R.M. CURTIS - WELDING	85125	11/16/2022	\$100.00	<input type="checkbox"/>	WELDING SERVICES
D0114	DANIELS TIRE SERVICE	85029	11/2/2022	\$195.00	<input type="checkbox"/>	TIRES/SERVICES
D0114	DANIELS TIRE SERVICE	85126	11/16/2022	\$1,395.82	<input type="checkbox"/>	TIRES/SERVICES
D0114	DANIELS TIRE SERVICE	85163	11/30/2022	\$195.00	<input type="checkbox"/>	TIRES/SERVICES
D0122	DAVMAR	85127	11/16/2022	\$274.76	<input type="checkbox"/>	CNG COMPRESSOR
D0928	WEX HEALTH, INC.	85030	11/2/2022	\$11,500.00	<input type="checkbox"/>	FSA ADMINISTRATION FEE
D0928	WEX HEALTH, INC.	85092	11/10/2022	\$280.20	<input type="checkbox"/>	FSA ADMINISTRATION FEE
D1505	DOCUPRODUCTS CORPORATION	85093	11/10/2022	\$853.36	<input type="checkbox"/>	TONER
D2515	DYER SHEEHAN GROUP, INC.	85128	11/16/2022	\$4,910.00	<input type="checkbox"/>	301 REDEVELOPMENT CONSULTING
E0409	EDISON CO.	85129	11/16/2022	\$24,388.34	<input type="checkbox"/>	ELECTRICAL POWER
E0412	EDM TECHNOLOGY, INC.	85164	11/30/2022	\$12,315.00	<input type="checkbox"/>	TRANSFER TICKETS
F0042	FERGUSON ENTERPRISES, INC	85031	11/2/2022	\$113.07	<input type="checkbox"/>	SUPPLIES
F0042	FERGUSON ENTERPRISES, INC	85165	11/30/2022	\$15.84	<input type="checkbox"/>	SUPPLIES
F0096	FRANKLIN TRUCK PARTS	85130	11/16/2022	\$235.61	<input type="checkbox"/>	REPAIR PARTS
F0505	FEDERAL EXPRESS CORP.	85032	11/2/2022	\$43.88	<input type="checkbox"/>	MAIL SERVICES
F0505	FEDERAL EXPRESS CORP.	85094	11/10/2022	\$115.33	<input type="checkbox"/>	MAIL SERVICES
F0505	FEDERAL EXPRESS CORP.	85131	11/16/2022	\$66.38	<input type="checkbox"/>	MAIL SERVICES

Vendor #	Name	Check #	Date	Amount	Voided	Comments
F0505	FEDERAL EXPRESS CORP.	85166	11/30/2022	\$21.84	<input type="checkbox"/>	MAIL SERVICES
F1221	FLUID NETWORKS	85095	11/10/2022	\$55.80	<input type="checkbox"/>	SERVICES
F1815	FRONTIER COMMUNICATIONS	85033	11/2/2022	\$1,435.68	<input type="checkbox"/>	INTERNET PRVDER - PTSIT CNTOR
F1815	FRONTIER COMMUNICATIONS	85132	11/16/2022	\$932.63	<input type="checkbox"/>	INTERNET PRVDER - PTSIT CNTOR
F1815	FRONTIER COMMUNICATIONS	85167	11/30/2022	\$462.78	<input type="checkbox"/>	INTERNET PRVDER - PTSIT CNTOR
G0120	THE GAS COMPANY	85034	11/2/2022	\$623.90	<input type="checkbox"/>	NATURAL GAS
G0120	THE GAS COMPANY	85096	11/10/2022	\$36,756.68	<input type="checkbox"/>	NATURAL GAS
G0120	THE GAS COMPANY	85168	11/30/2022	\$731.16	<input type="checkbox"/>	NATURAL GAS
G0514	SOUTHERN COUNTIES FUELS	85035	11/2/2022	\$3,543.20	<input type="checkbox"/>	OIL/LUBE PRODUCTS
G0912	GILLIG LLC	85036	11/2/2022		<input checked="" type="checkbox"/>	PARTS
G0912	GILLIG LLC	85037	11/2/2022		<input checked="" type="checkbox"/>	PARTS
G0912	GILLIG LLC	85038	11/2/2022	\$7,310.19	<input type="checkbox"/>	PARTS
G0912	GILLIG LLC	85133	11/16/2022	\$1,868.31	<input type="checkbox"/>	PARTS
G0912	GILLIG LLC	85169	11/30/2022		<input checked="" type="checkbox"/>	PARTS
G0912	GILLIG LLC	85170	11/30/2022	\$10,422.57	<input type="checkbox"/>	PARTS
G1801	GRAINGER	85039	11/2/2022	\$288.48	<input type="checkbox"/>	MISC. PARTS/SUPPLIES
G1801	GRAINGER	85171	11/30/2022	\$149.99	<input type="checkbox"/>	MISC. PARTS/SUPPLIES
G2014	GYM PROVISIONS INC	85134	11/16/2022	\$1,709.76	<input type="checkbox"/>	GYM EQUIPMENT
H1507	HOERBIGER SERVICE INC.	85040	11/2/2022	\$4,003.05	<input type="checkbox"/>	GEMINI COMPRESSOR PRTS
I1411	INIT INNOVATIONS IN TRANSPORTATI	85097	11/10/2022	\$21,310.27	<input type="checkbox"/>	SCHEDULING SOFTWARE
I1414	IRON MOUNTAIN, INC.	85098	11/10/2022	\$134.60	<input type="checkbox"/>	SHREDING SERVICES
I1423	INTERSTATE BATTERIES	85041	11/2/2022	\$82.92	<input type="checkbox"/>	BATTERIES
I1433	INSTRUMENT CONTROL SERVICES	85042	11/2/2022	\$3,601.20	<input type="checkbox"/>	PARTS
J2116	LEE JUDIE	85172	11/30/2022	\$189.20	<input type="checkbox"/>	EMPLOYEE REIMBURSEMENT
K0511	KELLY CLEANING & SUPPLS, INC.	85173	11/30/2022	\$3,306.00	<input type="checkbox"/>	JANITORIAL SERVICES
K0915	KIMBALL MIDWEST	85043	11/2/2022	\$266.57	<input type="checkbox"/>	PARTS
K0915	KIMBALL MIDWEST	85135	11/16/2022	\$373.97	<input type="checkbox"/>	PARTS
K0915	KIMBALL MIDWEST	85174	11/30/2022	\$1,616.02	<input type="checkbox"/>	PARTS
L0507	CHIHARU ENDO	85044	11/2/2022	\$46.25	<input type="checkbox"/>	EXP REIMBURSEMENT
L0507	CHIHARU ENDO	85175	11/30/2022	\$160.56	<input type="checkbox"/>	EXP REIMBURSEMENT
L1527	LOWE'S	85045	11/2/2022	\$452.59	<input type="checkbox"/>	SUPPLIES
L1527	LOWE'S	85176	11/30/2022	\$812.02	<input type="checkbox"/>	SUPPLIES
L2109	ROBERT LUCIO	85136	11/16/2022	\$1,105.05	<input type="checkbox"/>	TUITION AND BOOK REIMBURSEMENT
M0104	MACVALLEY OIL COMPANY	85046	11/2/2022	\$874.46	<input type="checkbox"/>	FUEL
M0104	MACVALLEY OIL COMPANY	85137	11/16/2022	\$967.56	<input type="checkbox"/>	FUEL
M0126	MARTIN'S PLUMBING &	85047	11/2/2022	\$2,100.00	<input type="checkbox"/>	PLUMBING SERVICES
M1275	KEN MIZUNO	85048	11/2/2022	\$27.00	<input type="checkbox"/>	REFUND GO ACCESS e-balance



Vendor #	Name	Check #	Date	Amount	Voided	Comments
M2116	MUNCIE RECLAMATION AND SUPPLY C	85049	11/2/2022	\$2,798.79	<input type="checkbox"/>	PARTS
M2116	MUNCIE RECLAMATION AND SUPPLY C	85138	11/16/2022	\$189.07	<input type="checkbox"/>	PARTS
M2116	MUNCIE RECLAMATION AND SUPPLY C	85177	11/30/2022	\$20.27	<input type="checkbox"/>	PARTS
M2220	MV TRANSPORTATION, INC.	85050	11/2/2022	\$190,770.61	<input type="checkbox"/>	GCT ACCESS SERVICE
M2220	MV TRANSPORTATION, INC.	85178	11/30/2022	\$205,581.21	<input type="checkbox"/>	GCT ACCESS SERVICE
N0124	NATIONAL AUTO BODY&PAINT	85051	11/2/2022	\$28,198.03	<input type="checkbox"/>	BODY WORK
N0124	NATIONAL AUTO BODY&PAINT	85179	11/30/2022	\$5,918.68	<input type="checkbox"/>	BODY WORK
N0132	NATURAL GREEN LANDSCAPE INC.	85099	11/10/2022	\$4,266.00	<input type="checkbox"/>	LANDSCAPING SERVICES
N0518	GOVERNMENTJOBS.COM	85100	11/10/2022	\$9,148.00	<input type="checkbox"/>	HR SOFTWARE
N0529	THE AFTERMARKET PARTS COMPANY,	85052	11/2/2022		<input checked="" type="checkbox"/>	PARTS/BUSES
N0529	THE AFTERMARKET PARTS COMPANY,	85053	11/2/2022		<input checked="" type="checkbox"/>	PARTS/BUSES
N0529	THE AFTERMARKET PARTS COMPANY,	85054	11/2/2022		<input checked="" type="checkbox"/>	PARTS/BUSES
N0529	THE AFTERMARKET PARTS COMPANY,	85055	11/2/2022		<input checked="" type="checkbox"/>	PARTS/BUSES
N0529	THE AFTERMARKET PARTS COMPANY,	85056	11/2/2022		<input checked="" type="checkbox"/>	PARTS/BUSES
N0529	THE AFTERMARKET PARTS COMPANY,	85057	11/2/2022	\$24,258.46	<input type="checkbox"/>	PARTS/BUSES
N0529	THE AFTERMARKET PARTS COMPANY,	85139	11/16/2022		<input checked="" type="checkbox"/>	PARTS/BUSES
N0529	THE AFTERMARKET PARTS COMPANY,	85140	11/16/2022		<input checked="" type="checkbox"/>	PARTS/BUSES
N0529	THE AFTERMARKET PARTS COMPANY,	85141	11/16/2022	\$8,628.75	<input type="checkbox"/>	PARTS/BUSES
N0529	THE AFTERMARKET PARTS COMPANY,	85180	11/30/2022	\$1,186.92	<input type="checkbox"/>	PARTS/BUSES
O1805	FIRST CALL AUTO PARTS	85058	11/2/2022	\$29.17	<input type="checkbox"/>	PARTS
O2402	VENTURA COUNTY AUTO SUPPLY	85059	11/2/2022	\$504.51	<input type="checkbox"/>	PARTS
O2402	VENTURA COUNTY AUTO SUPPLY	85142	11/16/2022	\$83.64	<input type="checkbox"/>	PARTS
O2414	CITY OF OXNARD	85060	11/2/2022		<input checked="" type="checkbox"/>	UTILITIES/TRASH
O2414	CITY OF OXNARD	85061	11/2/2022	\$4,486.74	<input type="checkbox"/>	UTILITIES/TRASH
O2414	CITY OF OXNARD	85101	11/10/2022		<input checked="" type="checkbox"/>	UTILITIES/TRASH
O2414	CITY OF OXNARD	85102	11/10/2022	\$4,522.92	<input type="checkbox"/>	UTILITIES/TRASH
P0119	PARKHOUSE TIRE, INC.	85062	11/2/2022	\$2,648.25	<input type="checkbox"/>	TIRES
P0119	PARKHOUSE TIRE, INC.	85143	11/16/2022	\$10,401.68	<input type="checkbox"/>	TIRES
P0119	PARKHOUSE TIRE, INC.	85181	11/30/2022	\$2,966.83	<input type="checkbox"/>	TIRES
P0203	PITNEY BOWES INC	85063	11/2/2022	\$114.71	<input type="checkbox"/>	POSTAGE MACH
P1601	PLATINUM TOW AND TRANSPORT INC.	85064	11/2/2022	\$300.00	<input type="checkbox"/>	TOWING SERVICES
P1602	PLEXUS GLOBAL	85103	11/10/2022	\$53.50	<input type="checkbox"/>	BACKGROUND & DRUG SCREENING
P1821	PROFORMA	85065	11/2/2022	\$1,555.17	<input type="checkbox"/>	ADVERTISING SERVICES
P1821	PROFORMA	85104	11/10/2022	\$5,012.78	<input type="checkbox"/>	ADVERTISING SERVICES
P1821	PROFORMA	85182	11/30/2022	\$4,940.59	<input type="checkbox"/>	ADVERTISING SERVICES
R0126	RAYNE WATER CONDITIONING	85066	11/2/2022	\$35.00	<input type="checkbox"/>	WATER COOLER BREAK ROOM
R0126	RAYNE WATER CONDITIONING	85144	11/16/2022	\$224.33	<input type="checkbox"/>	WATER COOLER BREAK ROOM

Vendor #	Name	Check #	Date	Amount	Voided	Comments
R0510	ROMAINE ELECTRIC CORPORATION	85067	11/2/2022	\$445.97	<input type="checkbox"/>	BUS PARTS
R0913	RINGLEADER, INC	85068	11/2/2022	\$374.46	<input type="checkbox"/>	TELEPHONE/LONG DISTANCE SRVC
R0913	RINGLEADER, INC	85145	11/16/2022	\$374.46	<input type="checkbox"/>	TELEPHONE/LONG DISTANCE SRVC
R1400	ACCONTEMPS A ROBERT HALF COMP	85069	11/2/2022	\$2,652.86	<input type="checkbox"/>	TEMPORARY HELP
R1400	ACCONTEMPS A ROBERT HALF COMP	85105	11/10/2022	\$885.70	<input type="checkbox"/>	TEMPORARY HELP
R1400	ACCONTEMPS A ROBERT HALF COMP	85146	11/16/2022	\$835.13	<input type="checkbox"/>	TEMPORARY HELP
R1400	ACCONTEMPS A ROBERT HALF COMP	85183	11/30/2022	\$1,223.15	<input type="checkbox"/>	TEMPORARY HELP
R2102	RUBBER NECK SIGNS	85070	11/2/2022	\$4,628.83	<input type="checkbox"/>	SERVICES
R2102	RUBBER NECK SIGNS	85155	11/29/2022	\$7,626.81	<input type="checkbox"/>	SERVICES
S0126	CALIFORNIA DEPT. OF TAX AND FEE A	85106	11/10/2022	\$257.58	<input type="checkbox"/>	CONSUMER USE TAX
S0810	SHI INTERNATIONAL CORP.	85071	11/2/2022	\$3,593.88	<input type="checkbox"/>	FIREWALL
S0908	MIKE REESE	85072	11/2/2022	\$92.48	<input type="checkbox"/>	BUS GRAPHICS
S1624	SPX CORPORATION	85073	11/2/2022	\$1,101.04	<input type="checkbox"/>	PARTS
S1925	STANTEC CONSULTING SERVICES INC.	85074	11/2/2022	\$1,245.05	<input type="checkbox"/>	CONSULTING SERVICES
S1925	STANTEC CONSULTING SERVICES INC.	85184	11/30/2022	\$2,017.10	<input type="checkbox"/>	CONSULTING SERVICES
S2000	STAPLES ADVANTAGE	85075	11/2/2022	\$784.18	<input type="checkbox"/>	OFFICE SUPPLIES
S2000	STAPLES ADVANTAGE	85107	11/10/2022	\$228.31	<input type="checkbox"/>	OFFICE SUPPLIES
S2119	SUPERIOR SANITARY SUPPLIES	85076	11/2/2022	\$2,162.45	<input type="checkbox"/>	SUPPLIES
S2119	SUPERIOR SANITARY SUPPLIES	85147	11/16/2022		<input checked="" type="checkbox"/>	SUPPLIES
S2119	SUPERIOR SANITARY SUPPLIES	85148	11/16/2022	\$3,638.72	<input type="checkbox"/>	SUPPLIES
S2119	SUPERIOR SANITARY SUPPLIES	85185	11/30/2022	\$2,254.80	<input type="checkbox"/>	SUPPLIES
S2126	SUPERIOR PRINTING & GRAPHICS, INC	85077	11/2/2022	\$2,742.93	<input type="checkbox"/>	PRINTING SERVICES
S2126	SUPERIOR PRINTING & GRAPHICS, INC	85108	11/10/2022	\$2,624.54	<input type="checkbox"/>	PRINTING SERVICES
S2126	SUPERIOR PRINTING & GRAPHICS, INC	85186	11/30/2022	\$403.13	<input type="checkbox"/>	PRINTING SERVICES
S2304	SCA OF CA LLC	85149	11/16/2022	\$490.00	<input type="checkbox"/>	SWEEPING SERVICES
T0415	3D OF OXNARD SUPPLY	85078	11/2/2022	\$185.71	<input type="checkbox"/>	SUPPLIES
T0415	3D OF OXNARD SUPPLY	85187	11/30/2022	\$258.76	<input type="checkbox"/>	SUPPLIES
T0503	TEAMSTERS LOCAL 186	85079	11/2/2022	\$200.00	<input type="checkbox"/>	PAYROLL DEDUCTION
T0503	TEAMSTERS LOCAL 186	85109	11/10/2022	\$1,142.00	<input type="checkbox"/>	PAYROLL DEDUCTION
T0503	TEAMSTERS LOCAL 186	85188	11/30/2022	\$300.00	<input type="checkbox"/>	PAYROLL DEDUCTION
T0817	THOMAS LINCOLN	85110	11/10/2022	\$732.83	<input type="checkbox"/>	TRAINING
T1506	GREG'S PETROLEUM SERVICE, INC	85080	11/2/2022	\$4,103.83	<input type="checkbox"/>	OIL SUPPLIER
T1506	GREG'S PETROLEUM SERVICE, INC	85150	11/16/2022	\$4,880.49	<input type="checkbox"/>	OIL SUPPLIER
T1910	TST PRIVATE SECURITY	85111	11/10/2022	\$6,922.86	<input type="checkbox"/>	SECURITY SERVICES
U1210	UnCOMplicate HR INC	85112	11/10/2022	\$2,415.00	<input type="checkbox"/>	HR CONSULTANT
U1902	U.S. BANK	85081	11/2/2022	\$25,445.88	<input type="checkbox"/>	CALCARD PAYMENT
V0112	VALLEY POWER SYSTEMS, INC.	85151	11/16/2022	\$383.54	<input type="checkbox"/>	REPAIR PARTS/SERVICE

Vendor #	Name	Check #	Date	Amount	Voided	Comments
V0501	COUNTY OF VENTURA - IT SVCS. DEPT.	85152	11/16/2022	\$189.00	<input type="checkbox"/>	REPEATER SITE RENTAL
V0523	VENTURA HOSE-MAN	85082	11/2/2022	\$335.82	<input type="checkbox"/>	REPAIR PARTS/SUPPLIES
V0523	VENTURA HOSE-MAN	85153	11/16/2022	\$55.78	<input type="checkbox"/>	REPAIR PARTS/SUPPLIES
V0537	VENTURA COUNTY TRANSPORTATION	85113	11/10/2022	\$1,313.60	<input type="checkbox"/>	SMARTCARD SLS
V0537	VENTURA COUNTY TRANSPORTATION	85189	11/30/2022	\$1,580.00	<input type="checkbox"/>	SMARTCARD SLS
V0556	VEHICLE TECHNICAL CONSULTANTS, IN	85083	11/2/2022	\$2,620.00	<input type="checkbox"/>	BUS LINE INSPECTION/BUY AMERIC
V1525	VOYAGER	85154	11/16/2022	\$855.40	<input type="checkbox"/>	CNG FUEL FOR ACCESS
V1809	VERIZON	85114	11/10/2022	\$1,743.89	<input type="checkbox"/>	PHONE SRVC - CSC

**Total:** \$1,445,135.68



Item #2c

**DATE** February 1, 2023  
**TO** GCTD Board of Directors  
**FROM** Dawn Perkins, Director of Finance *dp*  
**SUBJECT** **Consider the Approval of Expenditures for the Month of December 2022.**

---

Attached is a list of expenditures for the month of December 2022 from the various GCTD Accounts.

If any member of the Board wishes to review a particular item, please contact me to have the necessary documentation on hand for the meeting.

Attachments:  
Accounts Payable Disbursement List – December 2022

**GENERAL MANAGER'S CONCURRENCE**

A handwritten signature in black ink, reading 'Vanessa Rauschenberger', is written over a horizontal line.

Vanessa Rauschenberger  
General Manager

**GOLD COAST TRANSIT DISTRICT**

CITY OF OJAI | CITY OF OXNARD | CITY OF PORT HUENEME | CITY OF VENTURA | COUNTY OF VENTURA  
1901 AUTO CENTER DRIVE, OXNARD, CA 93036-7966 | P 805.483.3959 | F 805.487.0925 | GCTD.ORG

# Accounts Payable Disbursement List

Vendor #	Name	Check #	Date	Amount	Voided	Comments
78301-C0121	CALIFORNIA PUBLIC EMPLOYEES RET.	ACH	12/31/2022	\$215,007.20	<input type="checkbox"/>	HEALTH INSURANCE
78301-C0133	CAL PERS	ACH	12/31/2022	\$178,287.29	<input type="checkbox"/>	PENSION CONTRIBUTIONS
78301-C1904	BENEFIT COORDINATORS COMPANY	ACH	12/31/2022	\$9,722.67	<input type="checkbox"/>	LONG TERM DISABILITY PREMIUMS
78301-E1320	EMPOWER RETIREMENT	ACH	12/31/2022	\$4,000.00	<input type="checkbox"/>	DEFERRED COMPENSATION CONT.
78301-M0926	MISSIONSQUARE RETIREMENT	ACH	12/31/2022	\$13,877.77	<input type="checkbox"/>	DEFERRED COMPENSATION CONT.
78301-S0518	SERVICE EMPLOYEES INT'L UNION LOC	ACH	12/31/2022	\$14,317.52	<input type="checkbox"/>	P/R DEDUCTION
78301-U2003	USCM/WEST	ACH	12/31/2022	\$23,464.00	<input type="checkbox"/>	P/R DEDUCTION
A0109	AFFORDABLE AUTO GLASS	85237	12/14/2022	\$300.00	<input type="checkbox"/>	AUTO GLASS REPAIR
A0918	AIRGAS USA, LLC	85238	12/14/2022	\$113.34	<input type="checkbox"/>	MAINTENANCE SUPPLIES
A1219	ERICH KREIG	85239	12/14/2022	\$495.00	<input type="checkbox"/>	SERVICES
A1308	AMERICAN MOVING PARTS	85190	12/7/2022	\$2,034.37	<input type="checkbox"/>	BRAKE SHOES
A1617	APPLEONE EMPLOYMENT SERVICES	85281	12/22/2022	\$3,305.37	<input type="checkbox"/>	TEMPORARY HELP
A1801	ARAMARK UNIFORM & CAREER APPAR	85191	12/7/2022	\$569.20	<input type="checkbox"/>	UNIFORMS
A1801	ARAMARK UNIFORM & CAREER APPAR	85240	12/14/2022	\$188.26	<input type="checkbox"/>	UNIFORMS
A1801	ARAMARK UNIFORM & CAREER APPAR	85282	12/22/2022	\$377.26	<input type="checkbox"/>	UNIFORMS
A1900	ASBURY ENVIRONMENTAL SERVICES	85241	12/14/2022	\$130.00	<input type="checkbox"/>	HAZ MAT DISPOSAL SERVICES
A1900	ASBURY ENVIRONMENTAL SERVICES	85283	12/22/2022	\$684.46	<input type="checkbox"/>	HAZ MAT DISPOSAL SERVICES
A1920	ASSURANT EMPLOYEE BENEFITS	85192	12/7/2022	\$1,342.26	<input type="checkbox"/>	DENTAL PREMIUMS
A2020	AT&T	85284	12/22/2022	\$398.93	<input type="checkbox"/>	TELEPHONE SERVICES
A2502	MANUEL M. AYALA	85193	12/7/2022	\$126.25	<input type="checkbox"/>	WAGES PAYABLE
B0119	BARON INDUSTRIES	85285	12/22/2022	\$57.92	<input type="checkbox"/>	SUPPLIES
B0211	BEST BEST & KRIEGER LLP	85194	12/7/2022	\$13,596.50	<input type="checkbox"/>	GENERAL COUNSEL SERVICE
B0503	BECNEL UNIFORMS	85286	12/22/2022	\$184.09	<input type="checkbox"/>	UNIFORMS
B0902	LOS ANGELES TRUCK CENTERS, LLC	85195	12/7/2022	\$4,298.45	<input type="checkbox"/>	PARTS/SERVICE
B0902	LOS ANGELES TRUCK CENTERS, LLC	85242	12/14/2022	\$2,749.08	<input type="checkbox"/>	PARTS/SERVICE
B0902	LOS ANGELES TRUCK CENTERS, LLC	85287	12/22/2022	\$2,489.30	<input type="checkbox"/>	PARTS/SERVICE
B1808	BRINK'S, INCORPORATED	85243	12/14/2022	\$700.00	<input type="checkbox"/>	ARMORED CAR SERVICES
B2126	THE BUS COALITION	85244	12/14/2022	\$750.00	<input type="checkbox"/>	MEMBERSHIP DUES
C0103	CALIFORNIA HOSE, INC	85196	12/7/2022	\$795.95	<input type="checkbox"/>	PARTS
C0103	CALIFORNIA HOSE, INC	85288	12/22/2022	\$191.29	<input type="checkbox"/>	PARTS
C0113	CALTIP	85289	12/22/2022	\$5,067.01	<input type="checkbox"/>	LIABILITY INSURANCE
C1202	CLEAN ENERGY	85197	12/7/2022	\$61,024.73	<input type="checkbox"/>	REPAIRS
C1202	CLEAN ENERGY	85245	12/14/2022	\$1,562.50	<input type="checkbox"/>	REPAIRS
C1202	CLEAN ENERGY	85290	12/22/2022	\$61,193.77	<input type="checkbox"/>	REPAIRS
C1550	LYNETTE COVERLY	85198	12/7/2022	\$3,565.00	<input type="checkbox"/>	PROFESSIONAL SERVICES

Vendor #	Name	Check #	Date	Amount	Voided	Comments
C1550	LYNETTE COVERLY	85291	12/22/2022	\$4,628.75	<input type="checkbox"/>	PROFESSIONAL SERVICES
C1906	BENEFIT COORDINATORS CORP.	85199	12/7/2022		<input checked="" type="checkbox"/>	DENTAL PREMIUMS
C1906	BENEFIT COORDINATORS CORP.	85200	12/7/2022	\$11,561.10	<input type="checkbox"/>	DENTAL PREMIUMS
C2115	CUMMINS PACIFIC LLC	85201	12/7/2022		<input checked="" type="checkbox"/>	PARTS
C2115	CUMMINS PACIFIC LLC	85202	12/7/2022	\$1,302.29	<input type="checkbox"/>	PARTS
C2115	CUMMINS PACIFIC LLC	85246	12/14/2022	\$4,008.43	<input type="checkbox"/>	PARTS
C2115	CUMMINS PACIFIC LLC	85292	12/22/2022	\$3,823.04	<input type="checkbox"/>	PARTS
D0114	DANIELS TIRE SERVICE	85203	12/7/2022	\$630.42	<input type="checkbox"/>	TIRES/SERVICES
D0114	DANIELS TIRE SERVICE	85247	12/14/2022	\$495.67	<input type="checkbox"/>	TIRES/SERVICES
D0122	DAVMAR	85248	12/14/2022	\$274.76	<input type="checkbox"/>	CNG COMPRESSOR
D0928	WEX HEALTH, INC.	85249	12/14/2022	\$279.75	<input type="checkbox"/>	FSA ADMINISTRATION FEE
D2515	DYER SHEEHAN GROUP, INC.	85204	12/7/2022	\$3,053.75	<input type="checkbox"/>	301 REDEVELOPMENT CONSULTING
E0409	EDISON CO.	85293	12/22/2022	\$25,951.98	<input type="checkbox"/>	ELECTRICAL POWER
E0412	EDM TECHNOLOGY, INC.	85250	12/14/2022	\$18,750.00	<input type="checkbox"/>	TRANSFER TICKETS
E1930	EUROFINS TESTOIL INC	85294	12/22/2022	\$988.00	<input type="checkbox"/>	SERVICES
F0505	FEDERAL EXPRESS CORP.	85251	12/14/2022	\$19.11	<input type="checkbox"/>	MAIL SERVICES
F1221	FLUID NETWORKS	85205	12/7/2022	\$55.80	<input type="checkbox"/>	SERVICES
F1815	FRONTIER COMMUNICATIONS	85206	12/7/2022	\$90.80	<input type="checkbox"/>	INTERNET PRVDER - PTSIT CNTOR
F1815	FRONTIER COMMUNICATIONS	85252	12/14/2022	\$489.76	<input type="checkbox"/>	INTERNET PRVDER - PTSIT CNTOR
F1815	FRONTIER COMMUNICATIONS	85295	12/22/2022	\$1,031.14	<input type="checkbox"/>	INTERNET PRVDER - PTSIT CNTOR
G0120	THE GAS COMPANY	85253	12/14/2022	\$34,211.46	<input type="checkbox"/>	NATURAL GAS
G0514	SOUTHERN COUNTIES FUELS	85254	12/14/2022	\$1,505.25	<input type="checkbox"/>	OIL/LUBE PRODUCTS
G0912	GILLIG LLC	85207	12/7/2022		<input checked="" type="checkbox"/>	PARTS
G0912	GILLIG LLC	85208	12/7/2022	\$7,159.83	<input type="checkbox"/>	PARTS
G0912	GILLIG LLC	85255	12/14/2022		<input checked="" type="checkbox"/>	PARTS
G0912	GILLIG LLC	85256	12/14/2022	\$5,285.25	<input type="checkbox"/>	PARTS
G0912	GILLIG LLC	85296	12/22/2022		<input checked="" type="checkbox"/>	PARTS
G0912	GILLIG LLC	85297	12/22/2022	\$4,894.02	<input type="checkbox"/>	PARTS
G1801	GRAINGER	85257	12/14/2022	\$46.05	<input type="checkbox"/>	MISC. PARTS/SUPPLIES
H0502	MARY MARGARET SCHOEP	85209	12/7/2022	\$1,672.11	<input type="checkbox"/>	EXPENSE REIMBURSEMENT
I1414	IRON MOUNTAIN, INC.	85210	12/7/2022	\$135.86	<input type="checkbox"/>	SHREDING SERVICES
I1417	INSIGHT STRATEGIES, INC.	85258	12/14/2022	\$3,344.00	<input type="checkbox"/>	CONSULTING SERVICES
I1417	INSIGHT STRATEGIES, INC.	85298	12/22/2022	\$11,704.00	<input type="checkbox"/>	CONSULTING SERVICES
I1423	INTERSTATE BATTERIES	85259	12/14/2022	\$142.56	<input type="checkbox"/>	BATTERIES
I1423	INTERSTATE BATTERIES	85299	12/22/2022	\$530.91	<input type="checkbox"/>	BATTERIES
J2019	J-W POWER COMPANY	85300	12/22/2022	\$2,081.90	<input type="checkbox"/>	MAINTENANCE SUPPLIES
K0511	KELLY CLEANING & SUPPLS, INC.	85260	12/14/2022	\$3,306.00	<input type="checkbox"/>	JANITORIAL SERVICES

Vendor #	Name	Check #	Date	Amount	Voided	Comments
K0511	KELLY CLEANING & SUPPLS, INC.	85301	12/22/2022	\$1,500.00	<input type="checkbox"/>	JANITORIAL SERVICES
K0915	KIMBALL MIDWEST	85261	12/14/2022	\$1,698.58	<input type="checkbox"/>	PARTS
K0915	KIMBALL MIDWEST	85302	12/22/2022	\$1,124.45	<input type="checkbox"/>	PARTS
L0907	LIFT-U-INC.	85303	12/22/2022	\$401.28	<input type="checkbox"/>	WHEEL CHAIR PARTS
L0908	LIGHTGABLER	85262	12/14/2022	\$495.00	<input type="checkbox"/>	LEGAL SERVICES
M0104	MACVALLEY OIL COMPANY	85211	12/7/2022	\$881.42	<input type="checkbox"/>	FUEL
M0104	MACVALLEY OIL COMPANY	85263	12/14/2022	\$17.48	<input type="checkbox"/>	FUEL
M2116	MUNCIE RECLAMATION AND SUPPLY C	85212	12/7/2022	\$253.09	<input type="checkbox"/>	PARTS
M2116	MUNCIE RECLAMATION AND SUPPLY C	85264	12/14/2022	\$557.76	<input type="checkbox"/>	PARTS
M2220	MV TRANSPORTATION, INC.	85213	12/7/2022	\$9,610.78	<input type="checkbox"/>	GCT ACCESS SERVICE
N0132	NATURAL GREEN LANDSCAPE INC.	85265	12/14/2022	\$4,266.00	<input type="checkbox"/>	LANDSCAPING SERVICES
N0529	THE AFTERMARKET PARTS COMPANY,	85214	12/7/2022	\$767.44	<input type="checkbox"/>	PARTS/BUSES
N0529	THE AFTERMARKET PARTS COMPANY,	85266	12/14/2022		<input checked="" type="checkbox"/>	PARTS/BUSES
N0529	THE AFTERMARKET PARTS COMPANY,	85267	12/14/2022		<input checked="" type="checkbox"/>	PARTS/BUSES
N0529	THE AFTERMARKET PARTS COMPANY,	85268	12/14/2022	\$19,091.31	<input type="checkbox"/>	PARTS/BUSES
N0529	THE AFTERMARKET PARTS COMPANY,	85304	12/22/2022		<input checked="" type="checkbox"/>	PARTS/BUSES
N0529	THE AFTERMARKET PARTS COMPANY,	85305	12/22/2022	\$5,460.25	<input type="checkbox"/>	PARTS/BUSES
O1805	FIRST CALL AUTO PARTS	85306	12/22/2022	\$63.80	<input type="checkbox"/>	PARTS
O2402	VENTURA COUNTY AUTO SUPPLY	85215	12/7/2022	\$196.11	<input type="checkbox"/>	PARTS
O2402	VENTURA COUNTY AUTO SUPPLY	85269	12/14/2022	\$221.99	<input type="checkbox"/>	PARTS
O2413	CITY OF OXNARD	85307	12/22/2022		<input checked="" type="checkbox"/>	MONTHLY RENT OTC
O2413	CITY OF OXNARD	85308	12/22/2022	\$23,330.55	<input type="checkbox"/>	MONTHLY RENT OTC
O2414	CITY OF OXNARD	85309	12/22/2022		<input checked="" type="checkbox"/>	UTILITIES/TRASH
O2414	CITY OF OXNARD	85310	12/22/2022		<input checked="" type="checkbox"/>	UTILITIES/TRASH
O2414	CITY OF OXNARD	85311	12/22/2022	\$4,755.75	<input type="checkbox"/>	UTILITIES/TRASH
P0119	PARKHOUSE TIRE, INC.	85312	12/22/2022	\$18,215.90	<input type="checkbox"/>	TIRES
P0919	PITNEY BOWES GLOBAL	85216	12/7/2022	\$208.99	<input type="checkbox"/>	POSTAGE MACHINE
P1601	PLATINUM TOW AND TRANSPORT INC.	85270	12/14/2022	\$612.50	<input type="checkbox"/>	TOWING SERVICES
P1602	PLEXUS GLOBAL	85217	12/7/2022	\$26.75	<input type="checkbox"/>	BACKGROUND & DRUG SCREENING
R0126	RAYNE WATER CONDITIONING	85271	12/14/2022	\$223.80	<input type="checkbox"/>	WATER COOLER BREAK ROOM
R0510	ROMAINE ELECTRIC CORPORATION	85218	12/7/2022	\$1,717.41	<input type="checkbox"/>	BUS PARTS
R0510	ROMAINE ELECTRIC CORPORATION	85313	12/22/2022	\$3,078.45	<input type="checkbox"/>	BUS PARTS
R0913	RINGLEADER, INC	85314	12/22/2022	\$374.46	<input type="checkbox"/>	TELEPHONE/LONG DISTANCE SRVC
R1400	ACCONTEMPS A ROBERT HALF COMP	85219	12/7/2022	\$1,055.28	<input type="checkbox"/>	TEMPORARY HELP
R1400	ACCONTEMPS A ROBERT HALF COMP	85272	12/14/2022	\$654.93	<input type="checkbox"/>	TEMPORARY HELP
R2102	RUBBER NECK SIGNS	85220	12/7/2022	\$739.11	<input type="checkbox"/>	SERVICES
S0107	SAFETY-KLEEN SYSTEMS, INC.	85273	12/14/2022	\$1,013.94	<input type="checkbox"/>	SOLVENT TANK FLUID

Vendor #	Name	Check #	Date	Amount	Voided	Comments
S0500	SEARLE CREATIVE GROUP LLC	85315	12/22/2022	\$7,245.00	<input type="checkbox"/>	GRAPHICS
S1624	SPX CORPORATION	85221	12/7/2022	\$96.65	<input type="checkbox"/>	PARTS
S1925	STANTEC CONSULTING SERVICES INC.	85274	12/14/2022	\$4,080.35	<input type="checkbox"/>	CONSULTING SERVICES
S2000	STAPLES ADVANTAGE	85222	12/7/2022	\$1,023.96	<input type="checkbox"/>	OFFICE SUPPLIES
S2119	SUPERIOR SANITARY SUPPLIES	85223	12/7/2022	\$391.46	<input type="checkbox"/>	SUPPLIES
S2119	SUPERIOR SANITARY SUPPLIES	85275	12/14/2022	\$1,825.98	<input type="checkbox"/>	SUPPLIES
S2119	SUPERIOR SANITARY SUPPLIES	85316	12/22/2022	\$1,564.25	<input type="checkbox"/>	SUPPLIES
S2126	SUPERIOR PRINTING & GRAPHICS, INC	85224	12/7/2022	\$734.49	<input type="checkbox"/>	PRINTING SERVICES
S2128	SUNBELT RENTALS INC	85225	12/7/2022	\$2,970.93	<input type="checkbox"/>	RENTAL FEES
T0415	3D OF OXNARD SUPPLY	85317	12/22/2022	\$511.16	<input type="checkbox"/>	SUPPLIES
T0503	TEAMSTERS LOCAL 186	85276	12/14/2022	\$1,298.00	<input type="checkbox"/>	PAYROLL DEDUCTION
T0503	TEAMSTERS LOCAL 186	85318	12/22/2022	\$300.00	<input type="checkbox"/>	PAYROLL DEDUCTION
T0512	TELCOM COMMUNICATION	85277	12/14/2022	\$154.16	<input type="checkbox"/>	RADIO REPAIRS
T0515	TELENET VOIP, INC.	85226	12/7/2022	\$635.00	<input type="checkbox"/>	MONITORING
T1506	GREG'S PETROLEUM SERVICE, INC	85227	12/7/2022	\$2,134.85	<input type="checkbox"/>	OIL SUPPLIER
T1506	GREG'S PETROLEUM SERVICE, INC	85278	12/14/2022	\$3,220.26	<input type="checkbox"/>	OIL SUPPLIER
T1506	GREG'S PETROLEUM SERVICE, INC	85319	12/22/2022	\$2,080.68	<input type="checkbox"/>	OIL SUPPLIER
T1910	TST PRIVATE SECURITY	85228	12/7/2022	\$7,418.91	<input type="checkbox"/>	SECURITY SERVICES
U1210	UnCOMPLICATE HR INC	85229	12/7/2022	\$3,360.00	<input type="checkbox"/>	HR CONSULTANT
U1800	YVETT URTEAGA	85230	12/7/2022	\$576.73	<input type="checkbox"/>	EMPLOYEE REIMBURSEMENT
U1902	U.S. BANK	85231	12/7/2022	\$21,346.63	<input type="checkbox"/>	CALCARD PAYMENT
U1903	U.S. BANK ST. PAUL	85236	12/7/2022	\$474,993.37	<input type="checkbox"/>	DEBT SERVICE PAYMENT
V0112	VALLEY POWER SYSTEMS, INC.	85320	12/22/2022	\$2,615.22	<input type="checkbox"/>	REPAIR PARTS/SERVICE
V0501	COUNTY OF VENTURA - IT SVCS. DEPT.	85232	12/7/2022	\$189.00	<input type="checkbox"/>	REPEATER SITE RENTAL
V0523	VENTURA HOSE-MAN	85233	12/7/2022	\$24.05	<input type="checkbox"/>	REPAIR PARTS/SUPPLIES
V0537	VENTURA COUNTY TRANSPORTATION	85279	12/14/2022	\$1,273.60	<input type="checkbox"/>	SMARTCARD SLS
V1517	NEXUS HOLDING LLC	85234	12/7/2022	\$980.00	<input type="checkbox"/>	REPAIRS
V1525	VOYAGER	85280	12/14/2022	\$531.16	<input type="checkbox"/>	CNG FUEL FOR ACCESS
V1809	VERIZON	85235	12/7/2022	\$1,743.89	<input type="checkbox"/>	PHONE SRVC - CSC

**Total: \$1,428,354.79**





Item #3a

**DATE** February 1, 2023  
**TO** GCTD Board of Directors  
**FROM** Dawn Perkins, Director of Finance *dp*  
**SUBJECT** **Consider Approval of the Treasurer's Report as of June 30, 2022**

---

Following is a recap of GCTD cash, investment and special fund accounts as of June 30, 2022

**Cash Accounts**

Petty Cash	\$	500.00
Cash on Hand	\$	175.00
General	\$	689,834.45
Payroll	\$	25,313.21
Union Bank Money Market 2	\$	5,555,402.93
Local Agency Investment Funds	\$	102,270.24
<b>Total Cash on Hand</b>	<b>\$</b>	<b>6,373,495.83</b>

**Other Investments**


Special Capital Reserve Funds		
Ventura County Treasurer		
Gold Coast Transit District	\$	3,239,548.54
Member Transit Dist	\$	130,000.00
Market Valuation of Fund	\$	(8,889.22)
	<b>\$</b>	<b>3,360,659.32</b>

**Special Funds**

Prop 1B / PTMISEA / LCTOP	\$	63,065.71
2017 Certificates of Participation		
Payment Fund	\$	900,599.18
Project Fund	\$	287,894.64
Reserve Fund	\$	1,390,702.47
	<b>\$</b>	<b>2,579,196.29</b>

Note: County Treasurer's Report of Investments is available for review.

**GENERAL MANAGER'S CONCURRENCE**



Vanessa Rauschenberger  
General Manager

**GOLD COAST TRANSIT DISTRICT**



**DATE** February 1, 2023 **Item #3b**  
**TO** GCTD Board of Directors  
**FROM** Dawn Perkins, Director of Finance *dp*  
**SUBJECT** **Consider Approval of the Treasurer's Report as of July 31, 2022**

---

Following is a recap of GCTD cash, investment and special fund accounts as of July 31, 2022

**Cash Accounts**

Petty Cash	\$	500.00
Cash on Hand	\$	175.00
General	\$	(4,076,747.52)
Payroll	\$	145,831.21
Union Bank Money Market 2	\$	8,357,004.87
Local Agency Investment Funds	\$	102,459.25
<b>Total Cash on Hand</b>	<b>\$</b>	<b>4,529,222.81</b>

**Other Investments**

Special Capital Reserve Funds		
Ventura County Treasurer		
Gold Coast Transit District	\$	1,228,926.92
Member Transit Dist	\$	130,000.00
Market Valuation of Fund	\$	(8,889.22)
	\$	1,350,037.70

**Special Funds**

Prop 1B / PTMISEA / LCTOP	\$	58,880.22
2017 Certificates of Participation		
Payment Fund	\$	905,911.24
Project Fund	\$	288,051.54
Reserve Fund	\$	1,392,192.71
	\$	2,586,155.49

Note: County Treasurer's Report of Investments is available for review.

**GENERAL MANAGER'S CONCURRENCE**

Vanessa Rauschenberger  
General Manager

**GOLD COAST TRANSIT DISTRICT**



Item #3c

**DATE** February 1, 2023  
**TO** GCTD Board of Directors  
**FROM** Dawn Perkins, Director of Finance *slp*  
**SUBJECT** Consider Approval of the Treasurer's Report as of August 31, 2022

---

Following is a recap of GCTD cash, investment and special fund accounts as of August 31, 2022

**Cash Accounts**

Petty Cash	\$	500.00
Cash on Hand	\$	175.00
General	\$	(2,479,788.16)
Payroll	\$	145,831.21
Union Bank Money Market 2	\$	6,107,454.28
Local Agency Investment Funds	\$	102,459.25
<b>Total Cash on Hand</b>	<b>\$</b>	<b>3,876,631.58</b>

**Other Investments**

Special Capital Reserve Funds		
Ventura County Treasurer		
Gold Coast Transit District	\$	1,228,926.92
Member Transit Dist	\$	130,000.00
Market Valuation of Fund	\$	(8,889.22)
	\$	1,350,037.70

**Special Funds**

Prop 1B / PTMISEA / LCTOP	\$	58,880.22
2017 Certificates of Participation		
Payment Fund	\$	905,911.24
Project Fund	\$	288,051.54
Reserve Fund	\$	1,392,192.71
	\$	2,586,155.49

Note: County Treasurer's Report of Investments is available for review.

**GENERAL MANAGER'S CONCURRENCE**

Vanessa Rauschenberger  
General Manager

**GOLD COAST TRANSIT DISTRICT**



Item #3d

**DATE** February 1, 2023  
**TO** GCTD Board of Directors  
**FROM** Dawn Perkins, Director of Finance  
**SUBJECT** Consider Approval of the Treasurer's Report as of September 30, 2022

---

Following is a recap of GCTD cash, investment and special fund accounts as of September 30, 2022

**Cash Accounts**

Petty Cash	\$	500.00
Cash on Hand	\$	175.00
General	\$	(6,026,848.96)
Payroll	\$	145,831.21
Union Bank Money Market 2	\$	8,803,406.05
Local Agency Investment Funds	\$	102,459.25
<b>Total Cash on Hand</b>	<b>\$</b>	<b>3,025,522.55</b>

**Other Investments**

Special Capital Reserve Funds		
Ventura County Treasurer		
Gold Coast Transit District	\$	1,228,926.92
Member Transit Dist	\$	130,000.00
Market Valuation of Fund	\$	(8,889.22)
	\$	1,350,037.70

**Special Funds**

Prop 1B / PTMISEA / LCTOP	\$	58,880.22
2017 Certificates of Participation		
Payment Fund	\$	905,918.89
Project Fund	\$	288,465.87
Reserve Fund	\$	1,376,908.69
	\$	2,571,293.45

Note: County Treasurer's Report of Investments is available for review.

**GENERAL MANAGER'S CONCURRENCE**

Vanessa Rauschenberger  
General Manager

**GOLD COAST TRANSIT DISTRICT**



Item #3e

**DATE** February 1, 2023  
**TO** GCTD Board of Directors  
**FROM** Dawn Perkins, Director of Finance  
**SUBJECT** Consider Approval of the Treasurer's Report as of October 31, 2022.

---

Following is a recap of GCTD cash, investment and special fund accounts as of October 31, 2022

**Cash Accounts**

Petty Cash	\$	500.00
Cash on Hand	\$	175.00
General	\$	(6,030,120.64)
Payroll	\$	153,831.21
Union Bank Money Market 2	\$	8,523,614.07
Local Agency Investment Funds	\$	102,459.25
<b>Total Cash on Hand</b>	<b>\$</b>	<b>2,750,458.89</b>

**Other Investments**

Special Capital Reserve Funds		
Ventura County Treasurer		
Gold Coast Transit District	\$	1,228,926.92
Member Transit Dist	\$	130,000.00
Market Valuation of Fund	\$	(8,889.22)
	\$	1,350,037.70

**Special Funds**

Prop 1B / PTMISEA / LCTOP	\$	58,880.22
2017 Certificates of Participation		
Payment Fund	\$	905,927.59
Project Fund	\$	288,936.89
Reserve Fund	\$	1,374,549.90
	\$	2,569,414.38

Note: County Treasurer's Report of Investments is available for review.

**GENERAL MANAGER'S CONCURRENCE**

A handwritten signature in black ink, reading 'Vanessa Rauschenberger', is written over a horizontal line.

Vanessa Rauschenberger  
General Manager

**GOLD COAST TRANSIT DISTRICT**



**DATE** February 1, 2023 **Item #4a**

**TO** GCTD Board of Directors

**FROM** Dawn Perkins, Director of Finance *dp*

**SUBJECT** **Consider Approval of Financial Statements & Schedule of Money Transfers for June 2022**

---

Attached for the Board's approval is a copy of GCTD's Financial Statements and Schedule of Money Transfers covering the period ending June 30, 2022.

Attachments

**GENERAL MANAGER'S CONCURRENCE**



Vanessa Rauschenberger  
General Manager

**GOLD COAST TRANSIT DISTRICT**

# Gold Coast Transit District

## Balance Sheet

Division: 01 Gold Coast Transit District

As of: 1/23/2023

Fiscal Year: 2022    Period: 13    Jun-2022

### 1000000001 ASSETS

#### 1010000001 CASH

1010120001 CASH UNION BANK GENERAL	\$689,834.45	
1010220001 CASH UNION BANK PAYROLL	\$25,313.21	
1010610001 CASH UNION BANK MONEY MARKET 2	\$5,555,402.93	
1011200001 CASH ADMINISTRATION - PETTY CASH	\$500.00	
1011300001 CASH ON HAND	\$175.00	
1013000001 CASH STATE AGENCY INVESTMENT	\$100,952.95	
1013100001 MARKET VALUATION OF STATE AGENCY INVESTMENT	\$1,317.29	
1019900001 TOTAL CASH		\$6,373,495.83

#### 1020000001 ACCOUNTS RECEIVABLE

1020100001 ACCOUNTS RECEIVABLE TRADE	\$42,513.50	
1020200001 INTEREST RECEIVABLE	\$81.54	
1020210001 INTEREST RECEIVABLE - RESTRICTED ACCOUNTS	\$5,429.18	
1020210002 INTEREST RECEIVABLE - STA	\$0.00	
1020210003 INTEREST RECEIVABLE - SGR	\$0.00	
1020300001 RECEIVABLE OTHER	\$379,909.89	
1020400001 RECEIVABLE STA	\$59,738.32	
1021100001 RECEIVABLE FEDERAL OPERATIONS	\$5,941,649.00	
1023000001 RECEIVABLE SGR	\$18,364.30	
1029900001 TOTAL ACCOUNTS RECEIVABLE		\$6,447,685.73

#### 1030000001 INVENTORY

1031000001 MATERIALS/SUPPLIES INVENTORY	\$646,576.31	
1031000002 MATERIALS/SUPPLIES INVENTORY - GRANTS	\$0.00	
1031100001 MATERIALS/SUP INVTRY - CNG STATION	\$5,823.33	
1032200001 LUBE OILS INVENTORY	\$9,454.00	
1033000001 TIRE INVENTORY	\$17,894.96	
1033100001 EQUIPMENT INVENTORY	\$0.00	
1039900001 TOTAL INVENTORY		\$679,748.60

#### 1040000001 OTHER CURRENT ASSETS

1049900001 TOTAL OTHER CURRENT ASSETS		\$0.00
---------------------------------------	--	--------

#### 1050000001 WORK IN PROCESS

1050200001 WORK IN PROCESS - CAP PROJECTS	\$4,636.08	
1050210001 WORK IN PROCESS - NEW FACILITY	\$0.00	
1050211001 WORK IN PROCESS - NEW FAC, LANDSCAPE & GROUND	\$0.00	
1050212001 WORK IN PROCESS - NEW FAC - COP's INTEREST	\$0.00	
1050240001 WORK IN PROC - NEW BUSES	\$33,660.90	
1050240101 WORK IN PROC - FRB - PROJECTS	\$0.00	
1050240111 WORK IN PROC - FRB - REPOWER NF BUSES	\$0.00	
1050240121 WORK IN PROC ESS- FRB - REBUILD ENGINES	\$0.00	
1050241001 WORK IN PROCESS - PARATRANSIT BUSES	\$0.00	
1050242001 WORK IN PROCESS-VOICE ANNUNCIATOR	\$0.00	
1059900001 TOTAL WORK IN PROCESS		\$38,296.98

#### 1110000001 TANGIBLE TRANSIT PROPERTY

1110100001 LAND	\$300,298.43	
1110110001 LAND - NEW FACILITY	\$8,680,763.00	
1110200001 BUILDING	\$0.00	

# Gold Coast Transit District

## Balance Sheet

Division: 01 Gold Coast Transit District

As of: 1/23/2023

Fiscal Year: 2022    Period: 13    Jun-2022

1110210001 BUILDING - NEW FACILITY	\$43,543,693.83	
1110300001 REVENUE VEHICLES	\$34,565,920.52	
1110400001 OTHER VEHICLES	\$678,373.97	
1110500001 MAINTENANCE EQUIPMENT	\$1,334,991.75	
1110600001 OFFICE EQUIPMENT	\$1,107,602.81	
1110700001 OTHER EQUIPMENT	\$2,764,008.26	
1110800001 OTC LEASEHOLD IMPROVEMENTS	\$276,130.51	
1114000001 TOTAL TANGIBLE TRANSIT PROPERTY		\$93,251,783.08
1115200001 ACCUMULATED DEPRECIATION-BUILDING	(\$3,531,060.81)	
1115200101 ACCUMULATED DEPRECIATION-FEDERAL	\$0.00	
1115200111 ACCUMULATED DEPRECIATION-STATE	\$0.00	
1115200201 ACCUMULATED DEPRECIATION-LOCAL	\$0.00	
1115200301 ACCUMULATED DEPRECIATION-OPERATOR	\$0.00	
1115300001 ACCUMULATED DEPRECIATION-REVENUE VEHICLES	(\$22,852,441.36)	
1115300101 ACCUMULATED DEPRECIATION-FEDERAL	\$0.00	
1115300111 ACCUMULATED DEPRECIATION-STATE	\$0.00	
1115300201 ACCUMULATED DEPRECIATION-LOCAL	\$0.00	
1115300301 ACCUMULATED DEPRECIATION-OPERATOR	\$0.00	
1115400001 ACCUMULATED DEPRECIATION-OTHER VEHICLES	(\$535,693.03)	
1115400101 ACCUMULATED DEPRECIATION-FEDERAL	\$0.00	
1115400111 ACCUMULATED DEPRECIATION-STATE	\$0.00	
1115400201 ACCUMULATED DEPRECIATION-LOCAL	\$0.00	
1115500001 ACCUMULATED DEPRECIATION-MAINTENANCE EQUIP	(\$371,942.78)	
1115500101 ACCUMULATED DEPRECIATION-FEDERAL	\$0.00	
1115500111 ACCUMULATED DEPRECIATION-STATE	\$0.00	
1115500201 ACCUMULATED DEPRECIATION-LOCAL	\$0.00	
1115500301 ACCUMULATED DEPRECIATION-OPERATOR	\$0.00	
1115600001 ACCUMULATED DEPRECIATION-OFFICE EQUIPMENT	(\$918,175.10)	
1115600101 ACCUMULATED DEPRECIATION-FEDERAL	\$0.00	
1115600111 ACCUMULATED DEPRECIATION-STATE	\$0.00	
1115600201 ACCUMULATED DEPRECIATION-LOCAL	\$0.00	
1115700001 ACCUMULATED DEPRECIATION-OTHER EQUIPMENT	(\$1,378,813.51)	
1115700101 ACCUMULATED DEPRECIATION-FEDERAL	\$0.00	
1115700111 ACCUMULATED DEPRECIATION-STATE	\$0.00	
1115700201 ACCUMULATED DEPRECIATION-LOCAL	\$0.00	
1115700301 ACCUMULATED DEPRECIATION-OPERATOR	\$0.00	
1115800001 ACCUMULATED DEPRECIATION-OTC LEASEHOLD IMP	(\$188,358.44)	
1115800111 ACCUMULATED DEPRECIATION-STATE	\$0.00	
1115800201 ACCUMULATED DEPRECIATION-LOCAL	\$0.00	
1116000001 TOTAL ACCUMULATED DEPRECIATION		(\$29,776,485.03)
1119900001 NET TANGIBLE TRANSIT PROPERTY		\$63,475,298.05
1120000001 PARATRANSIT TANGIBLE TRANS PROPERTY		
1120300001 PARATRANSIT REVENUE VEHICLES	\$2,186,986.67	
1120600001 PARATRANSIT OFFICE EQUIPMENT	\$88,637.68	
1120700001 PARATRANSIT OTHER EQUIPMENT	\$79,551.26	
1124000001 TOTAL PARATRANSIT TANGIBLE PROPERTY		\$2,355,175.61
1125300001 ACCUMULATED DEPRECIATION PARATRANSIT REVENUE	(\$1,965,419.28)	
1125300101 ACCUMULATED DEPRECIATION-FEDERAL	\$0.00	
1125300111 ACCUMULATED DEPRECIATION-STATE	\$0.00	
1125300201 ACCUMULATED DEPRECIATION-LOCAL	\$0.00	
1125300301 ACCUMULATED DEPRECIATION-OPERATOR	\$0.00	
1125600001 ACCUMULATED DEPRECIATION PARATRANSIT OFF EQUI	(\$88,637.90)	
1125600101 ACCUMULATED DEPRECIATION-FEDERAL	\$0.00	
1125600111 ACCUMULATED DEPRECIATION-STATE	\$0.00	



# Gold Coast Transit District

## Balance Sheet

Division: 01 Gold Coast Transit District

As of: 1/23/2023

Fiscal Year: 2022    Period: 13    Jun-2022

1125600201	ACCUMULATED DEPRECIATION-LOCAL	\$0.00	
1125600301	ACCUMULATED DEPRECIATION-OPERATOR	\$0.00	
1125700001	ACCUMULATED DEPRECIATION PARATRANSIT OTHER E	(\$79,551.45)	
1125700101	ACCUMULATED DEPRECIATION-FEDERAL	\$0.00	
1125700111	ACCUMULATED DEPRECIATION-STATE	\$0.00	
1125700201	ACCUMULATED DEPRECIATION-LOCAL	\$0.00	
1126000001	TOTAL ACCUMULATED DEPRECIATION PARATRANSIT PR		(\$2,133,608.63)
1129900001	NET PARATRANSIT TANG PROPERTY		\$221,566.98
1210000001	INTANGIBLE ASSETS		
1210500001	OTHER INTANGIBLE ASSETS	\$39,401.32	
1214000001	TOTAL INTANGIBLE ASSETS		\$39,401.32
1214500001	ACCUMULATED DEPRECIATION - OTHER INT ASSETS	(\$39,401.32)	
1214500101	ACCUMULATED DEPRECIATION-FEDERAL	\$0.00	
1214500201	ACCUMULATED DEPRECIATION-LOCAL	\$0.00	
1216000001	TOTAL ACCUMULATED DEPRECIATION - INTANGIBLE AS		(\$39,401.32)
1219900001	NET INTANGIBLE ASSETS		\$0.00
1310000001	INVESTMENTS		
1319900001	TOTAL INVESTMENTS		\$0.00
1410000001	SPECIAL FUNDS		
1410110001	2017 CERTIFICATES OF PARTICIPATION	\$0.00	
1410111001	2017 CERTIFICATES OF PARTICIPATION- PAYMT FUND	\$900,599.18	
1410112001	2017 CERTIFICATES OF PARTICIPATION - RESV FUND	\$1,390,702.47	
1410200001	SPECIAL FUNDS CAPITAL IMPROVEMENT	\$3,239,548.54	
1410210001	MEMBER TRANSIT FAC CAPITAL RESERVE	\$130,000.00	
1410212001	MARKET VALUATION OF CAPITAL RESERVE FUND	(\$8,889.22)	
1410220001	2017 CERTIFICATES OF PARTICIPATION	\$0.00	
1410221001	2017 CERTIFICATES OF PARTICIPATION - PROJ FUND	\$287,894.64	
1410411001	DOR - CONTRIBUTIONS AFTER MD	\$2,318,825.00	
1410411002	DOR - PENSION RELATED	\$1,154,320.00	
1410411003	DOR - OPEB CONTRIBUTIONS	\$27,158.00	
1410411004	DOR - OPEB RELATED	\$28,099.00	
1410420001	DEFERRED COMPENSATION	\$5,512,325.16	
1419900001	TOTAL SPECIAL FUNDS		\$14,980,582.77
1510000001	OTHER ASSETS		
1510100001	PREPAID INSURANCE	\$0.00	
1510110001	PREPAID EXPENSES	\$46.54	
1510200001	DEPOSITS	\$1,482.00	
1519900001	TOTAL OTHER ASSETS		\$1,528.54
1999900001	TOTAL ASSETS		\$92,218,203.48
2000000001	LIABILITIES AND CAPITAL		
2010000001	ACCOUNTS PAYABLE		
2010100004	ACCOUNTS PAYABLE-TRADE	\$858,980.02	
2011000001	MISCELLANEOUS	\$1.00	
2019900001	TOTAL ACCOUNTS PAYABLE		\$858,981.02
2020000001	ACCRUED PAYROLL LIABILITIES		

# Gold Coast Transit District

## Balance Sheet

Division: 01 Gold Coast Transit District

As of: 1/23/2023

Fiscal Year: 2022    Period: 13    Jun-2022

2020100001	ACCRUED PAYROLL	\$547,649.79	
2020200001	PAYROLL TAX LIABILITY-FIT	\$505.95	
2020300001	PAYROLL TAX LIABILITY-SIT	(\$301.52)	
2020400001	PAYROLL TAX LIABILITY-SDI	\$1,542.64	
2020500001	PAYROLL TAX LIABILITY-FICA	(\$0.48)	
2020600001	PAYROLL TAX LIABILITY-MEDICARE	\$12.84	
2021000001	PAYROLL DEDUCTIONS-PERS	\$21,049.04	
2021010001	PAYROLL DEDUCTIONS-EMPLOYEE PERS	(\$141,432.90)	
2021011001	PAYROLL DEDUCTIONS-EMPLOYEE PERS PEPRA	(\$400,206.22)	
2021020001	PAYROLL DEDUCTIONS-EMPLOYER PERS	(\$214,472.94)	
2021100001	PAYROLL DEDUCTIONS-SURVIVORS BENEFITS	(\$1,856.95)	
2021230001	PAYROLL DEDUCTIONS-DIRECT DEPOSITS	\$0.00	
2021400001	PAYROLL DEDUCTIONS-UNION DUES	\$7,070.32	
2021500001	PAYROLL DEDUCTIONS-GARNISHMENT	\$3,138.01	
2021600001	PAYROLL DEDUCTIONS-DEFERRED COMPENSATION	\$14,915.95	
2021640001	PAYROLL DEDUCTIONS-FLEXIBLE BENEFITS	(\$15,255.84)	
2021650001	PAYROLL DEDUCTIONS-LIFE INSURANCE	\$1,249.65	
2021700001	PAYROLL DEDUCTIONS-UNION OTHER	\$200.57	
2021900001	PAYROLL DEDUCTIONS-UNITED WAY	\$15.00	
2022000001	ACCRUED SICK LEAVE	\$56,415.19	
2022000002	NONCURRENT SICK LEAVE	\$188,870.00	
2022100001	ACCRUED VACATION/COMP LEAVE	\$825,189.35	
2023100001	ACCRUED HEALTH BENEFITS	\$0.00	
2025000001	NET OPEB OBLIGATION	\$169,847.00	
2029900001	TOTAL ACCRUED PAYROLL LIABILITIES		\$1,064,144.45
2030000001	ACCRUED TAX LIABILITIES		
2030100001	SALES TAX PAYABLE	\$1.66	
2030400001	CONSUMER USE TAX PAYABLE	\$903.94	
2039900001	TOTAL ACCRUED TAX LIABILITIES		\$905.60
2050000001	OTHER CURRENT LIABILITIES		
2050110001	UNEARNED REVENUES	(\$0.10)	
2050210001	SMARTCARD COLLECTIONS FOR VCTC	(\$13,804.38)	
2059900001	TOTAL OTHER CURRENT LIABILITIES		(\$13,804.48)
2210000001	LONG-TERM DEBT		
2210111002	SERIES 2017-COP PREMIUM CURRENT	\$54,623.00	
2210210001	SERIES 2017 - CERTIFICATES OF PARTICIPATION	\$20,130,000.00	
2210210002	SERIES 2017-COP DEBT CURRENT	\$410,000.00	
2210211001	SERIES 2017- COPs - PREMIUM	\$1,365,580.00	
2210212001	SERIES 2017- COPs - ACCRUED INTEREST PAYABLE	\$468,546.84	
2219900001	TOTAL LONG TERM DEBT		\$22,428,749.84
2310000001	ESTIMATED LIABILITIES		
2310100001	NET PENSION LIABILITY	\$14,531,003.00	
2310110001	DIR - PENSION RELATED	\$72,442.00	
2310110002	DIR - CHANGES IN ASSUMPTIONS	\$0.00	
2310110003	DIR - DIFF BET PROJ AND ACT EXPERIENCE	\$0.00	
2310110004	DIR - OPEB RELATED	\$342,971.00	
2319900001	TOTAL ESTIMATED LIABILITIES		\$14,946,416.00
2410000001	DEFERRED CREDITS		
2410100001	DEFERRED COMPENSATION	\$5,512,325.16	
2410200001	DEFERRED INCOME - TDA	\$0.00	

# Gold Coast Transit District

## Balance Sheet

Division: 01 Gold Coast Transit District

As of: 1/23/2023

Fiscal Year: 2022 Period: 13 Jun-2022

2410220001 DEFERRED INC - STATE OF GOOD REPAIR		
2419900001 TOTAL DEFERRED CREDITS	\$5,512,325.16	
2999900001 TOTAL LIABILITIES		\$44,797,717.59
3000000001 CAPITAL		
3010000001 GOVERNMENT ENTITY OWNERSHIP		
3010100001 CITY OF OXNARD	\$0.00	
3019900001 TOTAL GOVERNMENT ENTITY OWNERSHIP		\$0.00
3040000001 GRANTS AND CAPITAL		
3040100001 FEDERAL GOVERNMENT CAPITAL GRANT	(\$2,422,154.28)	
3040110001 STATE GOVERNMENT CAPITAL GRANTS	(\$820,631.63)	
3040200001 LOCAL GOVERNMENT CAPITAL GRANTS	(\$149,602.12)	
3049900001 TOTAL GRANTS AND CAPITAL		(\$3,392,388.03)
3050000001 ACCUMULATED EARNINGS		
3050100001 ACCUMULATED EARNINGS	\$50,606,836.08	
3059900001 TOTAL ACCUMULATED EARNINGS		\$50,606,836.08
3109900001 TOTAL CAPITAL		\$47,214,448.05
3209900001 TOTAL CAPITAL AND LIABILITIES		\$92,012,165.64

# Gold Coast Transit District

## Income Statement

		Division: 01 Gold Coast Transit District		As of: 1/23/2023	
From Fiscal Year: 2022	From Period 1	Jul-2021	Jul-2021	Jul-2021	Jul-2021
Thru Fiscal Year: 2022	Thru Period 13	Jun-2022	Jun-2022	Jun-2022	Jun-2022
		Current Period		Year To Date	
4000000001 REVENUES					
4010000001 PASSENGER FARES					
4010100001 PASSENGER FARES-PASS PAID		\$1,836,479.40	5.07%	\$1,836,479.40	5.07%
4010102001 PASSENGER FARES - ORG PAID		\$112,519.11	0.31%	\$112,519.11	0.31%
4010110001 ADA PARATRANSIT FARES-PASS PAID		\$51,365.95	0.14%	\$51,365.95	0.14%
4010112001 ADA PARATRANSIT FARES - ORG PAID		\$64,675.00	0.18%	\$64,675.00	0.18%
4019900001 TOTAL PASSENGER FARES		\$2,065,039.46	5.70%	\$2,065,039.46	5.70%
4020000001 SPECIAL TRANSIT FARES					
4020400001 LOCAL ROUTE GUARANTEE - FIXED ROUTE		\$169.50	0.00%	\$169.50	0.00%
4020411001 LCTOP - FARE SUPPORT/TOKEN TRANSIT		\$8,347.58	0.02%	\$8,347.58	0.02%
4020411002 LCTOP SUPPORT FOR ROUTE 23		\$410,117.94	1.13%	\$410,117.94	1.13%
4020412001 LCTOP - FARE SUPPORT/ FREE FARE DAYS		\$0.00	0.00%	\$0.00	0.00%
4020413001 LCTOP FARE SUPPORT PROG-VCTC COL PASS PROGRAM		\$168,430.80	0.46%	\$168,430.80	0.46%
4029900001 TOTAL SPECIAL TRANSIT FARES		\$587,065.82	1.62%	\$587,065.82	1.62%
4060000001 AUXILIARY TRANSPORTATION REVENUE					
4060300001 REVENUE VEHICLE ADVERTISING		\$430,484.25	1.19%	\$430,484.25	1.19%
4069900001 TOTAL AUXILIARY TRANS REVENUES		\$430,484.25	1.19%	\$430,484.25	1.19%
4070000001 NONTRANSPORTATION REVENUES					
4070100001 INVESTMENT INCOME		\$1,868.38	0.01%	\$1,868.38	0.01%
4070101001 INVESTMENT INCOME-FAIR MARKET VALUATION		\$1,308.51	0.00%	\$1,308.51	0.00%
4070110002 INVESTMENT INCOME - STA		\$0.00	0.00%	\$0.00	0.00%
4070110003 INVESTMENT INCOME - SGR		\$0.00	0.00%	\$0.00	0.00%
4070111001 INVESTMENT INCOME SPCL FND CAP IMP-FAIR MRKT VAL		\$13,249.70	0.04%	\$13,249.70	0.04%
4070130001 SERIES 2017 - COPS - INTEREST EARNED		\$11,342.00	0.03%	\$11,342.00	0.03%
4070131001 SERIES 2017 - COP MARKET VALUATION		\$11,080.97	0.03%	\$11,080.97	0.03%
4070400001 SALE OF SCRAP MATERIAL		\$946.46	0.00%	\$946.46	0.00%
4070500001 INCOME FROM ENERGY CREDITS		\$841,642.55	2.32%	\$841,642.55	2.32%
4070600001 INSURANCE PROCEEDS		\$131,248.73	0.36%	\$131,248.73	0.36%
4070900001 OTHER		\$61,156.00	0.17%	\$61,156.00	0.17%
4079900001 TOTAL NONTRANSPORTATION REVENUES		\$1,073,843.30	2.96%	\$1,073,843.30	2.96%
4090000001 LOCAL GRANTS AND REIMBURSEMENTS					
4090100001 LOCAL TRANSPORTATION FUNDS		\$13,624,467.00	37.60%	\$13,624,467.00	37.60%
4099900001 TOTAL LOCAL GRANTS & REIMB		\$13,624,467.00	37.60%	\$13,624,467.00	37.60%
4110000001 STATE GRANTS AND REIMBURSEMENTS					
4110100001 STATE TRANSIT ASSISTANCE FUNDS		\$228,364.00	0.63%	\$228,364.00	0.63%
4110110001 STATE OF GOOD REPAIR FUNDS		\$115,756.27	0.32%	\$115,756.27	0.32%
4118000001 PROP 1B/PTMISEA ASSISTANCE CAPITAL PROJ		\$200,189.17	0.55%	\$200,189.17	0.55%
4119900001 TOTAL STATE GRANTS & REIMB		\$544,309.44	1.50%	\$544,309.44	1.50%
4130000001 FEDERAL GRANTS AND REIMBURSEMENT					
4130100001 SECTION 5307 - OPERATING ASSISTANCE.		\$6,686,158.00	18.45%	\$6,686,158.00	18.45%
4130200001 SECTION 5307 - PLANNING ASSISTANCE		\$0.00	0.00%	\$0.00	0.00%
4130300001 SECTION 5307 - PREVENTATIVE MAINTENANCE		\$2,538,780.00	7.01%	\$2,538,780.00	7.01%
4130400001 SECTION 5307 - ADA (PARATRANSIT) ASSISTANCE		\$954,685.00	2.63%	\$954,685.00	2.63%

# Gold Coast Transit District

## Income Statement

Division: 01 Gold Coast Transit District

As of: 1/23/2023

From Fiscal Year: 2022 Thru Fiscal Year: 2022	From Period 1 Thru Period 13	Jul-2021 Jun-2022 Current Period		Jul-2021 Jun-2022 Year To Date	
4130440002 SECTION 5307 JARC - SOUTH OXNARD MICROTRANSIT		\$0.00	0.00%	\$0.00	0.00%
4130460003 CMAQ DEMO PROJECT - VENTURA ROAD ROUTE 23		\$346,642.00	0.96%	\$346,642.00	0.96%
4130600001 SECTION 5307 FEDERAL OTHER		\$5,001,916.00	13.80%	\$5,001,916.00	13.80%
4130700001 SECTION 5310 FEDERAL OTHER		\$66,374.00	0.18%	\$66,374.00	0.18%
4130700004 SECTION 5310 MOBILITY GRANTS		\$63,816.19	0.18%	\$63,816.19	0.18%
4130900001 OTHER FEDERAL GRANTS/REIMBURSEMENTS		\$0.00	0.00%	\$0.00	0.00%
4131000001 CARES ACT PREVENTATIVE MAINTENANCE		\$0.00	0.00%	\$0.00	0.00%
4131110001 CARES ACT BUSINESS SYSTEMS UPGRADE		\$78,886.00	0.22%	\$78,886.00	0.22%
4131200001 FEMA		\$31,444.74	0.09%	\$31,444.74	0.09%
4131210001 ARP: 5307-9 PREVENTATIVE MAINTENANCE		\$1,289,680.00	3.56%	\$1,289,680.00	3.56%
4131220001 ARP - ADA PARATRANSIT SERVICE CONTRACT		\$826,014.00	2.28%	\$826,014.00	2.28%
4131230001 ARP: LATE NIGHT SAFE RIDES CONTRACT		\$26,100.00	0.07%	\$26,100.00	0.07%
4131240001 ARP: 5307-9 OPERATING ASSISTANCE		\$0.00	0.00%	\$0.00	0.00%
4132000001 SECTION 5339 - BUSES & FACILITIES		\$0.00	0.00%	\$0.00	0.00%
4139900001 TOTAL FEDERAL GRANTS & REIMBURSEMENTS		\$17,910,495.93	49.43%	\$17,910,495.93	49.43%
4310000001 DEPRECIATION OFFSET					
4319900001 TOTAL DEPRECIATION OFFSET		\$0.00	0.00%	\$0.00	0.00%
4800000001 TOTAL REVENUES		\$36,235,705.20	100.00%	\$36,235,705.20	100.00%
5000000001 EXPENSES					
5010000001 LABOR					
5010101001 LABOR-SALARY/WAGES OPERATIONS		\$6,791,668.51	20.95%	\$6,791,668.51	20.95%
5010101002 LABOR-SALARY/WAGES - OPERATORS OT		\$747,087.29	2.30%	\$747,087.29	2.30%
5010201101 LABOR-O/WAGES - OPERATIONS MGT		\$902,967.15	2.78%	\$902,967.15	2.78%
5010201201 LABOR-SALARY/WAGES - PARATRANSIT		\$166,114.44	0.51%	\$166,114.44	0.51%
5010204101 LABOR-SALARY/WAGES - VEHICLE MAINTENANCE		\$1,204,129.99	3.71%	\$1,204,129.99	3.71%
5010204102 LABOR-SALARY/WAGES - VEHICLE MAINTENANCE OT		\$7,042.41	0.02%	\$7,042.41	0.02%
5010204201 LABOR-SALARY/WAGES - NON-VEHICLE MAINTENANCE		\$363,461.41	1.12%	\$363,461.41	1.12%
5010204202 LABOR-SALARY/WAGES - NON VEHICLE MAINTENANCE OT		\$7,065.90	0.02%	\$7,065.90	0.02%
5010216001 LABOR-SALARY/WAGES - ADMINISTRATION		\$1,128,076.72	3.48%	\$1,128,076.72	3.48%
5010216002 LABOR-SALARY/WAGES - ADMINISTRATION OT		\$5,713.98	0.02%	\$5,713.98	0.02%
5010216201 LABOR-SALARY/WAGES - PLANNING/MARKETING		\$508,652.13	1.57%	\$508,652.13	1.57%
5010216202 LABOR-SALARY/WAGES - PLANNING/MARKETING OT		\$468.18	0.00%	\$468.18	0.00%
5010216701 LABOR-SALARY/WAGES - HUMAN RESOURCES		\$303,132.65	0.93%	\$303,132.65	0.93%
5019900001 TOTAL LABOR		\$12,135,580.76	37.43%	\$12,135,580.76	37.43%
5020000001 FRINGE BENEFITS					
5020101001 FICA - OPERATIONS		\$111,619.61	0.34%	\$111,619.61	0.34%
5020101101 FICA - OPERATIONS MANAGEMENT		\$14,685.76	0.05%	\$14,685.76	0.05%
5020101201 FICA - PARATRANSIT		\$2,425.55	0.01%	\$2,425.55	0.01%
5020104101 FICA - VEHICLE MAINTENANCE		\$20,030.96	0.06%	\$20,030.96	0.06%
5020104201 FICA - NON-VEHICLE MAINTENANCE		\$6,012.18	0.02%	\$6,012.18	0.02%
5020116001 FICA - ADMINISTRATION		\$19,444.74	0.06%	\$19,444.74	0.06%
5020116201 FICA - PLANNING/MARKETING		\$8,478.75	0.03%	\$8,478.75	0.03%
5020116701 FICA - HUMAN RESOURCES		\$4,512.72	0.01%	\$4,512.72	0.01%
5020201001 PENSION PLAN - OPERATIONS		(\$53,718.64)	-0.17%	(\$53,718.64)	-0.17%
5020201002 PENSION PLAN - OPS - EMPLOYER - FIXED AMT		\$846,253.92	2.61%	\$846,253.92	2.61%

# Gold Coast Transit District

## Income Statement

Division: 01 Gold Coast Transit District

As of: 1/23/2023

From Fiscal Year: 2022 Thru Fiscal Year: 2022	From Period 1 Thru Period 13	Jul-2021 Jun-2022 Current Period		Jul-2021 Jun-2022 Year To Date	
5020201011 PENSION PLAN - OPERATIONS - CLASSIC		\$27,876.20	0.09%	\$27,876.20	0.09%
5020201101 PENSION PLAN - OPERATIONS MANANGEMENT		\$44,312.50	0.14%	\$44,312.50	0.14%
5020201102 PENSION PLAN - OPERATIONS MGT - EMPLYR - FIXED AMT		\$90,919.80	0.28%	\$90,919.80	0.28%
5020201111 PENSION PLAN - OPERATIONS MANAGEMENT - CLASSIC		\$5,652.06	0.02%	\$5,652.06	0.02%
5020201201 PENSION PLAN - PARATRANSIT		\$8,387.45	0.03%	\$8,387.45	0.03%
5020201202 PENSION PLAN - PARATRANSIT - EMPLOYER - FIXED AMT		\$6,993.84	0.02%	\$6,993.84	0.02%
5020201211 PENSION PLAN - PARATRANSIT - CLASSIC		\$961.38	0.00%	\$961.38	0.00%
5020204101 PENSION PLAN - VEHICLE MAINTENANCE		\$79,035.76	0.24%	\$79,035.76	0.24%
5020204102 PENSION PLAN - VEHICLE MAINT - EMPLYR - FIXED AMT		\$146,870.52	0.45%	\$146,870.52	0.45%
5020204111 PENSION PLAN - VEHICLE MAINTENANCE - CLASSIC		\$5,589.50	0.02%	\$5,589.50	0.02%
5020204201 PENSION PLAN - NON-VEHICLE MAINTENANCE		\$15,595.50	0.05%	\$15,595.50	0.05%
5020204202 PENSION PLAN - NON-VEH MAT - EMPYR - FIXED AMT		\$48,956.88	0.15%	\$48,956.88	0.15%
5020204211 PENSION PLAN - NON-VEHICLE MAINTENANCE - CLASSIC		\$28.59	0.00%	\$28.59	0.00%
5020216001 PENSION PLAN - ADMINISTRATION		\$61,014.12	0.19%	\$61,014.12	0.19%
5020216002 PENSION PLAN - ADMINISTRATION - EMPLYR - FIXED AMT		\$76,932.24	0.24%	\$76,932.24	0.24%
5020216011 PENSION PLAN - ADMINISTRATION - CLASSIC		\$5,316.33	0.02%	\$5,316.33	0.02%
5020216201 PENSION PLAN - PLANNING/MARKETING		\$35,532.64	0.11%	\$35,532.64	0.11%
5020216202 PENSION PLAN - PLANNING/MARK - EMPLYR - FIXED AMT		\$62,944.56	0.19%	\$62,944.56	0.19%
5020216211 PENSION PLAN - PLANNING/MARKETING - CLASSIC		\$2,977.09	0.01%	\$2,977.09	0.01%
5020216701 PENSION PLAN - HUMAN RESOURCES - EMPLYR		\$16,779.66	0.05%	\$16,779.66	0.05%
5020216702 PENSION PLAN - HUMAN RESOURCES- EMPLYR - FIXED AMT		\$27,975.34	0.09%	\$27,975.34	0.09%
5020216711 PENSION PLAN - HUMAN RESOURCES - CLASSIC		\$1,050.62	0.00%	\$1,050.62	0.00%
5020220101 PENSION EXPENSE (INC) - OPERATIONS		\$0.00	0.00%	\$0.00	0.00%
5020220111 PENSION EXPENSE (INC) - OPERATIONS MANAGEMENT		\$0.00	0.00%	\$0.00	0.00%
5020220121 PENSION EXPENSE (INC) - PARATRANSIT		\$0.00	0.00%	\$0.00	0.00%
5020220411 PENSION EXPENSE (INC) - VEHICLE MAINTENANCE		\$0.00	0.00%	\$0.00	0.00%
5020220421 PENSION EXPENSE (INC) - NON VEHICLE MAINTENANCE		\$0.00	0.00%	\$0.00	0.00%
5020221601 PENSION EXPENSE (INC) - ADMINISTRATION		\$0.00	0.00%	\$0.00	0.00%
5020221621 PENSION EXPENSE (INC) - PLANNING/MARKETING		\$0.00	0.00%	\$0.00	0.00%
5020221671 PENSION EXPENSE (INC) - HUMAN RESOURCES		\$0.00	0.00%	\$0.00	0.00%
5020230101 LONG-TERM DISABILITY - OPERATIONS		\$24,473.96	0.08%	\$24,473.96	0.08%
5020230111 LONG-TERM DISABILITY - OPERATIONS MANAGEMENT		\$3,617.11	0.01%	\$3,617.11	0.01%
5020230121 LONG-TERM DISABILITY - PARATRANSIT		\$643.70	0.00%	\$643.70	0.00%
5020230411 LONG-TERM DISABILITY - VEH MAINT		\$4,660.68	0.01%	\$4,660.68	0.01%
5020230421 LONG-TERM DISABILITY - NON-VEHICLE MAINTENANCE		\$1,604.01	0.00%	\$1,604.01	0.00%
5020231601 LONG-TERM DISABILITY - ADMINISTRATION		\$5,070.73	0.02%	\$5,070.73	0.02%
5020231621 LONG-TERM DISABILITY - PLANNING/MARKETING		\$2,462.31	0.01%	\$2,462.31	0.01%
5020231671 LONG-TERM DISABILITY - HUMAN RESOURCES		\$1,550.59	0.00%	\$1,550.59	0.00%
5020301001 HEALTH INSURANCE - OPERATIONS		\$1,197,297.51	3.69%	\$1,197,297.51	3.69%
5020301002 HEALTH INSURANCE - POST RETIREMENT - OPERATIONS		\$0.00	0.00%	\$0.00	0.00%
5020301003 HEALTH INSURANCE - OPEB DEF CONTS - OPERATIONS		\$0.00	0.00%	\$0.00	0.00%
5020301004 HEALTH INSURANCE - OPEB GASB 75 EXP - OPERATIONS		\$0.00	0.00%	\$0.00	0.00%

# Gold Coast Transit District

## Income Statement

Division: 01 Gold Coast Transit District

As of: 1/23/2023

From Fiscal Year: 2022 Thru Fiscal Year: 2022	From Period 1 Thru Period 13	Jul-2021 Jun-2022 Current Period		Jul-2021 Jun-2022 Year To Date	
5020301101 HEALTH INSURANCE - OPERATIONS MANAGEMENT		\$113,072.92	0.35%	\$113,072.92	0.35%
5020301102 HEALTH INS - POST RETIREMENT - OPERATIONS MGT		\$0.00	0.00%	\$0.00	0.00%
5020301103 HEALTH INSURANCE - OPEB DEF CONTS - OPERATIONS MGT		\$0.00	0.00%	\$0.00	0.00%
5020301104 HEALTH INSURANCE - OPEB GASB 75 EXP - OPS MGT		\$0.00	0.00%	\$0.00	0.00%
5020301201 HEALTH INSURANCE - PARATRANSIT		\$19,766.04	0.06%	\$19,766.04	0.06%
5020301202 HEALTH INSURANCE -POST RETIREMENT - PARATRANSIT		\$0.00	0.00%	\$0.00	0.00%
5020301203 HEALTH INSURANCE - OPEB DEF CONTS - PTRANSIT		\$0.00	0.00%	\$0.00	0.00%
5020301204 HEALTH INSURANCE - OPEB GASB 75 EXP - PTRANSIT		\$0.00	0.00%	\$0.00	0.00%
5020304101 HEALTH INSURANCE - VEHICLE MAINTENANCE		\$202,707.25	0.63%	\$202,707.25	0.63%
5020304102 HEALTH INSURANCE - POST RETIREMENT - VEHICLE MAINT		\$0.00	0.00%	\$0.00	0.00%
5020304103 HEALTH INSURANCE - OPEB DEF CONTS - VEHICLE MAINT		\$0.00	0.00%	\$0.00	0.00%
5020304104 HEALTH INSURANCE - OPEB GASB 75 EXP - VEHICLE MAIN		\$0.00	0.00%	\$0.00	0.00%
5020304201 HEALTH INSURANCE - NON-VEHICLE MAINTENANCE		\$102,611.88	0.32%	\$102,611.88	0.32%
5020304202 HEALTH INSURANCE - POST RETIREMENT - NON-VEH MAINT		\$0.00	0.00%	\$0.00	0.00%
5020304203 HEALTH INSURANCE - OPEB DEF CONTS - NON VEH MAINT		\$0.00	0.00%	\$0.00	0.00%
5020304204 HEALTH INSURANCE - OPEB GASB 75 EXP - NON VEH MAIN		\$0.00	0.00%	\$0.00	0.00%
5020316001 HEALTH INSURANCE - ADMINISTRATION		\$111,869.30	0.35%	\$111,869.30	0.35%
5020316002 HEALTH INS - POST RETIREMENT - ADMIN		\$0.00	0.00%	\$0.00	0.00%
5020316003 HEALTH INS - RETIREES - CURRENT YEAR		\$25,423.46	0.08%	\$25,423.46	0.08%
5020316004 HEALTH INS - OPEB DEF CONTS - ADM		\$0.00	0.00%	\$0.00	0.00%
5020316005 HEALTH INS - OPEB GASB 75 EXP - ADM		\$0.00	0.00%	\$0.00	0.00%
5020316006 HEALTH INS - OPEB DEF CONTS - RET		\$0.00	0.00%	\$0.00	0.00%
5020316007 HEALTH INS - OPEB GASB 75 EXP - RET		\$0.00	0.00%	\$0.00	0.00%
5020316201 HEALTH INS - PLAN/MARKETING		\$87,139.86	0.27%	\$87,139.86	0.27%
5020316202 HEALTH INS - POST RETIREMENT - PLAN/MARKETING		\$0.00	0.00%	\$0.00	0.00%
5020316203 HEALTH INS - OPEB DEF CONTS - P&M		\$0.00	0.00%	\$0.00	0.00%
5020316204 HEALTH INS - OPEB GASB 75 EXP - P&M		\$0.00	0.00%	\$0.00	0.00%
5020316701 HEALTH INS - HUMAN RESOURCES		\$36,456.84	0.11%	\$36,456.84	0.11%
5020316702 HEALTH INS - RETIREES -HUMAN RESOURCES		\$0.00	0.00%	\$0.00	0.00%
5020316703 HEALTH INS - OPEB DEF CONTS - HR		\$0.00	0.00%	\$0.00	0.00%
5020316704 HEALTH INS - OPEB GASB 75 EXP - HR		\$0.00	0.00%	\$0.00	0.00%
5020401001 DENTAL PLANS - OPERATIONS		\$61,534.50	0.19%	\$61,534.50	0.19%
5020401101 DENTAL PLANS - OPERATIONS MGT		\$7,713.16	0.02%	\$7,713.16	0.02%
5020401201 DENTAL PLANS - PARATRANSIT		\$608.64	0.00%	\$608.64	0.00%
5020404101 DENTAL PLANS - VEHICLE MAIN		\$11,151.63	0.03%	\$11,151.63	0.03%
5020404201 DENTAL PLANS - NON-VEH MAINT		\$5,253.26	0.02%	\$5,253.26	0.02%
5020416001 DENTAL PLANS - ADMIN		\$8,271.29	0.03%	\$8,271.29	0.03%
5020416201 DENTAL PLANS - PLAN/MARKETING		\$5,815.11	0.02%	\$5,815.11	0.02%
5020416701 DENTAL PLANS - HUMAN RESOURCES		\$3,524.86	0.01%	\$3,524.86	0.01%
5020501001 LIFE INSURANCE - OPERATIONS		\$50,141.86	0.15%	\$50,141.86	0.15%
5020501101 LIFE INSURANCE -OPERATIONS MGT		\$5,659.83	0.02%	\$5,659.83	0.02%
5020501201 LIFE INSURANCE - PARATRANSIT		\$709.46	0.00%	\$709.46	0.00%
5020504101 LIFE INSURANCE - VEHICLE MAINT		\$7,613.51	0.02%	\$7,613.51	0.02%
5020504201 LIFE INSURANCE - NON-VEH MAINT		\$2,511.25	0.01%	\$2,511.25	0.01%

# Gold Coast Transit District

## Income Statement

Division: 01 Gold Coast Transit District

As of: 1/23/2023

From Fiscal Year: 2022 Thru Fiscal Year: 2022	From Period 1 Thru Period 13	Jul-2021 Jun-2022 Current Period		Jul-2021 Jun-2022 Year To Date	
5020516001 LIFE INSURANCE - ADMIN		\$7,182.02	0.02%	\$7,182.02	0.02%
5020516201 LIFE INSURANCE -PLAN/MARKETING		\$2,587.80	0.01%	\$2,587.80	0.01%
5020516701 LIFE INSURANCE - HUMAN RESOURCES		\$1,481.07	0.00%	\$1,481.07	0.00%
5020701001 UNEMP INS - OPERATIONS		\$29,285.76	0.09%	\$29,285.76	0.09%
5020801001 WORKERS COMPENSATION - OPERATIONS		\$756,783.60	2.33%	\$756,783.60	2.33%
5020801101 WORKERS COMPENSATION - OPERATIONS MANAGEMENT		\$78,816.90	0.24%	\$78,816.90	0.24%
5020801201 WORKERS COMPENSATION - PARATRANSIT		\$10,830.30	0.03%	\$10,830.30	0.03%
5020804101 WORKERS COMPENSATION - VEHICLE MAINTENANCE		\$132,820.71	0.41%	\$132,820.71	0.41%
5020804201 WORKERS COMPENSATION - NON-VEHICLE MAINTENANCE		\$54,069.87	0.17%	\$54,069.87	0.17%
5020816001 WORKERS COMPENSATION - ADMINISTRATION		\$75,663.99	0.23%	\$75,663.99	0.23%
5020816201 WORKERS COMPENSATION -PLANNING/MARKETING		\$50,947.04	0.16%	\$50,947.04	0.16%
5020816701 WORKERS COMPENSATION - HUMAN RESOURCES		\$20,065.92	0.06%	\$20,065.92	0.06%
5020901001 SICK LEAVE - OPERATIONS		\$239,242.89	0.74%	\$239,242.89	0.74%
5020901101 SICK LEAVE - OPERATIONS MANAGEMENT		\$40,311.78	0.12%	\$40,311.78	0.12%
5020901201 SICK LEAVE - PARATRANSIT		\$587.74	0.00%	\$587.74	0.00%
5020904101 SICK LEAVE - VEHICLE MAINTENANCE		\$53,672.94	0.17%	\$53,672.94	0.17%
5020904201 SICK LEAVE - NON-VEHICLE MAINTENANCE		\$9,418.23	0.03%	\$9,418.23	0.03%
5020916001 SICK LEAVE - ADMINISTRATION		\$36,972.59	0.11%	\$36,972.59	0.11%
5020916201 SICK LEAVE -PLANNING/MARKETING		\$14,978.18	0.05%	\$14,978.18	0.05%
5020916701 SICK LEAVE - HUMAN RESOURCES		\$7,752.29	0.02%	\$7,752.29	0.02%
5021001001 HOLIDAY - OPERATIONS		\$112,530.51	0.35%	\$112,530.51	0.35%
5021001002 HOLIDAY - OPERATIONS (WORKED)		\$112,296.85	0.35%	\$112,296.85	0.35%
5021001101 HOLIDAY - OPERATIONS MANAGEMENT		\$23,902.12	0.07%	\$23,902.12	0.07%
5021001201 HOLIDAY - PARATRANSIT		\$4,757.96	0.01%	\$4,757.96	0.01%
5021004101 HOLIDAY - VEHICLE MAINTENANCE		\$33,088.25	0.10%	\$33,088.25	0.10%
5021004201 HOLIDAY - NON-VEHICLE MAINTENANCE		\$9,922.41	0.03%	\$9,922.41	0.03%
5021016001 HOLIDAY - ADMINISTRATION		\$33,045.24	0.10%	\$33,045.24	0.10%
5021016002 HOLIDAY - ADMINISTRATION (WORKED)		\$223.90	0.00%	\$223.90	0.00%
5021016201 HOLIDAY -PLANNING/MARKETING		\$17,326.05	0.05%	\$17,326.05	0.05%
5021016701 HOLIDAY - HUMAN RESOURCES		\$7,745.61	0.02%	\$7,745.61	0.02%
5021101001 VACATION - OPERATIONS		\$519,483.69	1.60%	\$519,483.69	1.60%
5021101101 VACATION - OPERATIONS MANAGEMENT		\$117,172.48	0.36%	\$117,172.48	0.36%
5021101201 VACATION - PARATRANSIT		\$10,581.30	0.03%	\$10,581.30	0.03%
5021104101 VACATION - VEHICLE MAINTENANCE		\$94,273.65	0.29%	\$94,273.65	0.29%
5021104201 VACATION - NON-VEHICLE MAINTENANCE		\$23,951.64	0.07%	\$23,951.64	0.07%
5021116001 VACATION - ADMINISTRATION		\$128,061.46	0.39%	\$128,061.46	0.39%
5021116201 VACATION - PLANNING/MARKETING		\$37,737.57	0.12%	\$37,737.57	0.12%
5021116701 VACATION - HUMAN RESOURCES		\$29,104.44	0.09%	\$29,104.44	0.09%
5021201001 OTHER PAID ABSENCE - OPERATIONS		\$104,579.06	0.32%	\$104,579.06	0.32%
5021201101 OTHER PAID ABSENCE - OPERATIONS MANAGEMENT		\$5,723.68	0.02%	\$5,723.68	0.02%
5021201201 OTHER PAID ABSENCE - PARATRANSIT		\$999.00	0.00%	\$999.00	0.00%
5021204101 OTHER PAID ABSENCE - VEHICLE MAINTENANCE		\$30,715.94	0.09%	\$30,715.94	0.09%
5021204201 OTHER PAID ABSENCE - NON-VEHICLE MAINTENANCE		\$10,985.94	0.03%	\$10,985.94	0.03%
5021216001 OTHER PAID ABSENCE - ADMINISTRATION		\$3,153.17	0.01%	\$3,153.17	0.01%
5021216201 OTHER PAID ABSENCE -PLAN/MARKETING		\$1,572.76	0.00%	\$1,572.76	0.00%
5021301001 UNIFORMS - OPERATIONS		\$78,652.32	0.24%	\$78,652.32	0.24%
5021301101 UNIFORMS - OPERATIONS MANAGEMENT		\$2,839.22	0.01%	\$2,839.22	0.01%
5021301201 UNIFORMS - PARATRANSIT		\$41.47	0.00%	\$41.47	0.00%
5021304101 UNIFORMS - VEHICLE MAINTENANCE		\$11,710.57	0.04%	\$11,710.57	0.04%
5021304201 UNIFORMS - NON-VEHICLE MAINTENANCE		\$2,017.36	0.01%	\$2,017.36	0.01%



# Gold Coast Transit District

## Income Statement

Division: 01 Gold Coast Transit District

As of: 1/23/2023

From Fiscal Year: 2022 Thru Fiscal Year: 2022	From Period 1 Thru Period 13	Jul-2021 Jun-2022 Current Period		Jul-2021 Jun-2022 Year To Date	
5021316001 UNIFORMS - ADMINISTRATION		\$1,405.60	0.00%	\$1,405.60	0.00%
5021316201 UNIFORMS - PLANNING/MARKETING		\$425.83	0.00%	\$425.83	0.00%
5021316701 UNIFORMS - HUMAN RESOURCES		\$84.08	0.00%	\$84.08	0.00%
5021401001 OTHER FRINGE BENEFITS - OPERATIONS		(\$366.56)	0.00%	(\$366.56)	0.00%
5021401101 OTHER FRINGE BENEFITS - OPERATIONS MANAGEMENT		\$216.26	0.00%	\$216.26	0.00%
5021401201 OTHER FRINGE BENEFITS - PARATRANSIT		\$31.44	0.00%	\$31.44	0.00%
5021404101 OTHER FRINGE BENEFITS - VEHICLE MAINTENANCE		\$353.97	0.00%	\$353.97	0.00%
5021404201 OTHER FRINGE BENEFITS - NON-VEHICLE MAINTENANCE		\$147.18	0.00%	\$147.18	0.00%
5021416001 OTHER FRINGE BENEFITS - ADMINISTRATION		(\$2,308.89)	-0.01%	(\$2,308.89)	-0.01%
5021416201 OTHER FRINGE BENEFITS - PLANNING/MARKETING		\$137.49	0.00%	\$137.49	0.00%
5021416701 OTHER FRINGE BENEFITS - HUMAN RESOURCES		\$51.87	0.00%	\$51.87	0.00%
5021501001 O/BEN PHYS/DRUG TESTING-OPERATIONS		\$52,758.70	0.16%	\$52,758.70	0.16%
5021501101 O/BEN PHYS/DRUG TESTING-OPS MT		\$392.49	0.00%	\$392.49	0.00%
5021501201 O/BEN PHYS/DRUG TESTING-PARA		\$56.07	0.00%	\$56.07	0.00%
5021504101 O/BEN PHYS/DRUG TESTING-MAINT		\$408.51	0.00%	\$408.51	0.00%
5021504201 O/BEN PHYS/DRUG TESTING-NON-VEH MAINT		\$544.68	0.00%	\$544.68	0.00%
5021516001 O/BEN PHYS/DRUG TESTING-ADMIN		\$530.47	0.00%	\$530.47	0.00%
5021516201 O/BEN PHYS/DRUG TESTING-PLAN		\$494.35	0.00%	\$494.35	0.00%
5021516701 O/BEN PHYS/DRUG TESTING- HUMAN RES		\$104.13	0.00%	\$104.13	0.00%
5021601201 EDUCATIONAL ASSISTANCE-PARA		\$909.00	0.00%	\$909.00	0.00%
5021604101 EDUCATIONAL ASSISTANCE-MAINT		\$1,600.00	0.00%	\$1,600.00	0.00%
5021604201 EDUCATIONAL ASSISTANCE-NON-VEH MAINT		\$400.00	0.00%	\$400.00	0.00%
5021616001 EDUCATIONAL ASSISTANCE-ADMIN		\$1,601.00	0.00%	\$1,601.00	0.00%
5021616701 EDUCATIONAL ASSISTANCE - HUMAN RES		\$4,980.00	0.02%	\$4,980.00	0.02%
5021701001 FFCRA COVID - OPERATIONS		\$27,524.73	0.08%	\$27,524.73	0.08%
5021701101 FFCRA COVID - OPERATIONS MGMT		\$4,343.57	0.01%	\$4,343.57	0.01%
5021704101 FFCRA COVID - VEHICLE MAINT		\$10,018.26	0.03%	\$10,018.26	0.03%
5021704201 FFCRA COVID - NON-VEHICLE MAINT		\$449.76	0.00%	\$449.76	0.00%
5021716201 FFCRA COVID - PLAN/MARKETING		\$2,598.40	0.01%	\$2,598.40	0.01%
5021801001 EFMLA COVID - OPERATIONS		\$14,444.50	0.04%	\$14,444.50	0.04%
5021801101 EFMLA COVID - OPERATIONS MGMT		\$797.82	0.00%	\$797.82	0.00%
5021804101 EFMLA COVID - VEHICLE MAINT		\$3,752.10	0.01%	\$3,752.10	0.01%
5021816201 EFMLA COVID - PLAN/MARKETING		\$474.80	0.00%	\$474.80	0.00%
5021901001 SB95 - COVID - OPERATIONS		\$17,428.26	0.05%	\$17,428.26	0.05%
5021901101 SB95 - COVID - OPERATIONS MGMT		\$2,141.47	0.01%	\$2,141.47	0.01%
5021904101 SB95 - COVID - MAINT		\$7,253.45	0.02%	\$7,253.45	0.02%
5021904201 SB95 - COVID - NON-VEH MAINT		\$1,374.96	0.00%	\$1,374.96	0.00%
5021916201 SB95 - COVID - PLAN & MKTG		\$188.93	0.00%	\$188.93	0.00%
5022001001 REFERRAL BONUS - OPERATIONS		\$18,500.00	0.06%	\$18,500.00	0.06%
5029900001 TOTAL FRINGE BENEFITS		\$7,230,300.56	22.30%	\$7,230,300.56	22.30%
5030000001 SERVICES					
5030116001 LEGAL		\$897,966.78	2.77%	\$897,966.78	2.77%
5030216001 AUDIT		\$56,600.00	0.17%	\$56,600.00	0.17%
5030301001 CONT MAINT SERV - OPERATIONS		\$15,316.32	0.05%	\$15,316.32	0.05%
5030301201 CONT MAINT SERV - PARATRANSIT		\$60,796.50	0.19%	\$60,796.50	0.19%
5030304101 CONT MAINT SERV-VEHICLE MAINT		\$134,826.27	0.42%	\$134,826.27	0.42%
5030304201 CONT MAINT SERV-NON-VEH MAINT		\$129,930.77	0.40%	\$129,930.77	0.40%
5030316001 CONT MAINT SERV - ADMIN		\$36,658.67	0.11%	\$36,658.67	0.11%
5030316011 CONT MAINT SERV - IT		\$58,292.72	0.18%	\$58,292.72	0.18%
5030316201 CONT MAINT SERV - PLAN/MRKTG		\$93,211.82	0.29%	\$93,211.82	0.29%
5030316701 CONT MAINT SERV - HUMAN RESOURCES		\$52,800.00	0.16%	\$52,800.00	0.16%

# Gold Coast Transit District

## Income Statement

Division: 01 Gold Coast Transit District

As of: 1/23/2023

From Fiscal Year: 2022 Thru Fiscal Year: 2022	From Period 1 Thru Period 13	Jul-2021 Jun-2022 Current Period		Jul-2021 Jun-2022 Year To Date	
5030401001 O/PROF SERV - OPERATIONS		\$78,605.14	0.24%	\$78,605.14	0.24%
5030401201 O/PROF SERV - PARATRANSIT		\$1,440.90	0.00%	\$1,440.90	0.00%
5030404101 O/PROF SERV - VEHICLE MAINT		\$13,602.67	0.04%	\$13,602.67	0.04%
5030404201 O/PROF SERV - NON VEH MAINT		\$3,885.81	0.01%	\$3,885.81	0.01%
5030416001 O/PROF SERV - ADMIN		\$434,530.10	1.34%	\$434,530.10	1.34%
5030416701 O/PROF SERV - HUMAN RESOURCES		\$16,827.63	0.05%	\$16,827.63	0.05%
5030504201 TEMPORARY HELP - NON-VEH MAINT		\$18,394.24	0.06%	\$18,394.24	0.06%
5030516001 TEMPORARY HELP - ADMIN		\$116,346.61	0.36%	\$116,346.61	0.36%
5030604201 SECURITY SERV - VEHICLE MAINT		\$261,621.72	0.81%	\$261,621.72	0.81%
5030701001 ADA PARATRANSIT SERVICES		\$2,600,495.98	8.02%	\$2,600,495.98	8.02%
5030704201 CNG STATION EXPENSE		\$41,691.33	0.13%	\$41,691.33	0.13%
5039900001 TOTAL SERVICES		\$5,123,841.98	15.80%	\$5,123,841.98	15.80%
5040000001 MATERIALS AND SUPPLIES					
5040101002 FUEL/LUBE - OPS CNG VEH		\$1,075,941.65	3.32%	\$1,075,941.65	3.32%
5040101201 FUEL/LUBE - PARATRANSIT		\$9,574.87	0.03%	\$9,574.87	0.03%
5040101202 FUEL/LUBE-PARATRANSIT CNG VEH		\$74,193.54	0.23%	\$74,193.54	0.23%
5040104101 FUELS/LUBRICANTS-VEHICLE MAINT		\$143,008.95	0.44%	\$143,008.95	0.44%
5040201001 TIRES/TUBES - OPERATIONS		\$0.00	0.00%	\$0.00	0.00%
5040204101 TIRES/TUBES - VEHICLE MAINT		\$125,530.16	0.39%	\$125,530.16	0.39%
5040404101 REPAIR PARTS - VEHICLE MAINT		\$652,012.39	2.01%	\$652,012.39	2.01%
5040404102 REPAIR PARTS - VEHICLE MAINT - GRANTS		\$0.00	0.00%	\$0.00	0.00%
5040404201 REPAIR PARTS - FACILITY MAINT		\$5,575.33	0.02%	\$5,575.33	0.02%
5040604101 OTHER SHOP MATLS-VEHICLE MAINT		\$109,551.14	0.34%	\$109,551.14	0.34%
5040704101 TOOL ALLOWANCE - VEHICLE MAINT		\$11,611.75	0.04%	\$11,611.75	0.04%
5040704201 TOOL ALLOWANCE - NON-VEH MAINT		\$1,210.53	0.00%	\$1,210.53	0.00%
5040901001 TELEPHONE - OPERATIONS		\$5,049.99	0.02%	\$5,049.99	0.02%
5040901101 TELEPHONE - OPERATIONS MGT		\$1,350.18	0.00%	\$1,350.18	0.00%
5040901201 TELEPHONE - PARATRANSIT		\$588.54	0.00%	\$588.54	0.00%
5040904101 TELEPHONE - VEHICLE MAINT		\$2,615.98	0.01%	\$2,615.98	0.01%
5040916001 TELEPHONE - ADMIN		\$23,015.96	0.07%	\$23,015.96	0.07%
5040916201 TELEPHONE-PLANNING & MARKETING		\$1,834.86	0.01%	\$1,834.86	0.01%
5040916701 TELEPHONE - HUMAN RESOURCES		\$1,973.34	0.01%	\$1,973.34	0.01%
5041016001 OFFICE SUPPLIES - ADMIN		\$19,765.97	0.06%	\$19,765.97	0.06%
5041116001 COPIER COSTS		\$11,714.12	0.04%	\$11,714.12	0.04%
5041216001 POSTAGE		\$1,870.87	0.01%	\$1,870.87	0.01%
5042001001 O/MAT & SUPPLIES - OPERATIONS		\$9,461.11	0.03%	\$9,461.11	0.03%
5042001201 O/MAT & SUPPLIES - PARATRANSIT		\$5,550.32	0.02%	\$5,550.32	0.02%
5042004101 O/MAT & SUPPLIES-VEHICLE-MAINT		\$28,394.21	0.09%	\$28,394.21	0.09%
5042004201 O/MAT & SUPPLIES-NON-VEH MAINT		\$120,141.48	0.37%	\$120,141.48	0.37%
5042016001 O/MAT & SUPPLIES - ADMIN		\$69,707.28	0.21%	\$69,707.28	0.21%
5042016003 O/MAT & SUPPLIES - SUSPENSE ACCOUNT		(\$11,362.43)	-0.04%	(\$11,362.43)	-0.04%
5042016011 O/MAT & SUPPLIES - IT		\$50,935.54	0.16%	\$50,935.54	0.16%
5042016201 O/MAT & SUPPLIES - PLAN/MRKTG		\$1,312.82	0.00%	\$1,312.82	0.00%
5042016701 O/MAT & SUPPLIES - HUMAN RESOURCES		\$7,714.05	0.02%	\$7,714.05	0.02%
5043001001 TICKETS/SCHEDLS - OPERATIONS		\$11,565.50	0.04%	\$11,565.50	0.04%
5043001201 TICKETS/SCHEDLS - PARATRANSIT		\$3,552.25	0.01%	\$3,552.25	0.01%
5045016001 DISCOUNTS		(\$0.51)	0.00%	(\$0.51)	0.00%
5049900001 TOTAL MATERIALS AND SUPPLIES		\$2,574,961.74	7.94%	\$2,574,961.74	7.94%
5050000001 UTILITIES					
5050101002 ELECTRICITY - CNG STATION		\$270,591.82	0.83%	\$270,591.82	0.83%
5050104201 ELECTRIC - NON-VEH MAINT		\$12,654.28	0.04%	\$12,654.28	0.04%

# Gold Coast Transit District

## Income Statement

Division: 01 Gold Coast Transit District

As of: 1/23/2023

From Fiscal Year: 2022 Thru Fiscal Year: 2022	From Period 1 Thru Period 13	Jul-2021 Jun-2022 Current Period		Jul-2021 Jun-2022 Year To Date	
5050204201 GAS - NON-VEH MAINT		\$12,553.15	0.04%	\$12,553.15	0.04%
5050304201 WATER - NON-VEH MAINT		\$26,745.95	0.08%	\$26,745.95	0.08%
5050404201 SEWER - NON-VEH MAINT		\$3,528.97	0.01%	\$3,528.97	0.01%
5050504201 REFUSE - NON-VEH MAINT		\$9,847.14	0.03%	\$9,847.14	0.03%
5059900001 TOTAL UTILITIES		\$335,921.31	1.04%	\$335,921.31	1.04%
5060000001 CASUALTY AND LIABILITY COSTS					
5060216001 OTHER INSURANCE EXPENSE		\$170,127.46	0.52%	\$170,127.46	0.52%
5060416001 CLAIMS EXPENSE		\$81,762.30	0.25%	\$81,762.30	0.25%
5061016101 LOSSES FROM ASSET WRITE OFFS		\$56,842.67	0.18%	\$56,842.67	0.18%
5069916001 TOTAL CASUALTY AND LIABILITY		\$308,732.43	0.95%	\$308,732.43	0.95%
5070000001 FUEL TAXES					
5079900001 TOTAL FUEL TAXES		\$0.00	0.00%	\$0.00	0.00%
5090000001 MISCELLANEOUS EXPENSE					
5090116001 DUES AND SUBSCRIPTIONS		\$75,106.34	0.23%	\$75,106.34	0.23%
5090201002 TRAVEL AND MEETINGS - OPERATIONS		\$1,857.72	0.01%	\$1,857.72	0.01%
5090201102 TRAVEL AND MEETINGS - OPS MGMT		\$4,641.11	0.01%	\$4,641.11	0.01%
5090201202 TRAVEL AND MEETINGS - PARATRANSIT		\$6,038.04	0.02%	\$6,038.04	0.02%
5090204102 TRAVEL AND MEETINGS - VEH MAINT		\$675.52	0.00%	\$675.52	0.00%
5090216002 TRAVEL AND MEETINGS - ADMIN		\$2,579.49	0.01%	\$2,579.49	0.01%
5090304201 ENVIRONMENTAL FEES		\$14,437.34	0.04%	\$14,437.34	0.04%
5090316001 OFFICERS AND DIRECTORS EXPENSE		(\$33,983.44)	-0.10%	(\$33,983.44)	-0.10%
5090416701 EMPLOYEE EVENTS - HUMAN RESOURCES		\$16,813.05	0.05%	\$16,813.05	0.05%
5090501001 TRAINING - OPERATIONS		\$1,088.66	0.00%	\$1,088.66	0.00%
5090501101 TRAINING - OPERATIONS MGT		\$3,677.00	0.01%	\$3,677.00	0.01%
5090504101 TRAINING - VEHICLE MAINT		\$21,427.60	0.07%	\$21,427.60	0.07%
5090504201 TRAINING NON VEH MAINT		\$905.81	0.00%	\$905.81	0.00%
5090516001 TRAINING - ADMIN		\$2,255.00	0.01%	\$2,255.00	0.01%
5090601201 ADVT/PROMOTIONS - PARATRANSIT		\$1,750.19	0.01%	\$1,750.19	0.01%
5090601202 ADVT/PROMOTIONS - PARA - CAP GRANTS		\$0.00	0.00%	\$0.00	0.00%
5090616001 ADVT/PROMOTIONS - ADMIN		\$120.18	0.00%	\$120.18	0.00%
5090616201 ADVT/PROMOTIONS-PLAN MARKETING		\$83,852.22	0.26%	\$83,852.22	0.26%
5090616205 ADVT/PROMOTIONS-P/M TOKEN TRANSIT		\$16,257.99	0.05%	\$16,257.99	0.05%
5090616701 ADVT/PROMOTIONS - HUMAN RESOURCES		\$18,904.59	0.06%	\$18,904.59	0.06%
5090816001 CASH OVER/SHORT		(\$5.00)	0.00%	(\$5.00)	0.00%
5090916001 REFUNDS		\$409.78	0.00%	\$409.78	0.00%
5092016001 NONCAPITAL EQUIPMENT		\$7,364.00	0.02%	\$7,364.00	0.02%
5099900001 TOTAL MISCELLANEOUS EXPENSE		\$246,173.19	0.76%	\$246,173.19	0.76%
5110000001 INTEREST EXPENSE					
5110110001 INTEREST EXPENSE - LONG TERM		\$0.00	0.00%	\$0.00	0.00%
5110210001 INTEREST EXPENSE - SHORT TERM		\$16,711.87	0.05%	\$16,711.87	0.05%
5119900001 TOTAL INTEREST EXPENSE		\$16,711.87	0.05%	\$16,711.87	0.05%
5120000001 LEASES					
5120016001 LEASE - OXNARD TRANS CENTER		\$12,449.04	0.04%	\$12,449.04	0.04%
5120916001 TOTAL LEASES		\$12,449.04	0.04%	\$12,449.04	0.04%
5130000001 TANGIBLE DEPN AND AMORTIZATION					
5130116001 BUILDING		\$1,141,370.30	3.52%	\$1,141,370.30	3.52%
5130216001 REVENUE VEHICLES		\$1,717,622.30	5.30%	\$1,717,622.30	5.30%

# Gold Coast Transit District

## Income Statement

		Division: 01 Gold Coast Transit District		As of: 1/23/2023	
From Fiscal Year: 2022	From Period 1	Jul-2021	Jul-2021		
Thru Fiscal Year: 2022	Thru Period 13	Jun-2022	Jun-2022		
		Current Period	Year To Date		
5130316001 OTHER VEHICLES		\$53,697.61	0.17%	\$53,697.61	0.17%
5130416001 MAINTENANCE SHOP EQUIPMENT		\$238,504.39	0.74%	\$238,504.39	0.74%
5130516001 OFFICE EQUIPMENT		\$65,556.37	0.20%	\$65,556.37	0.20%
5130616001 OTHER EQUIPMENT		\$166,735.15	0.51%	\$166,735.15	0.51%
5130716001 OTC LEASEHOLD IMPROVEMENTS		\$23,405.76	0.07%	\$23,405.76	0.07%
5130916001 TOTAL TRANSIT DEPN & AMORT		\$3,406,891.88	10.51%	\$3,406,891.88	10.51%
5131000001 PARATRANSIT DEPRECIATION & AMORT					
5131216001 PARATRANSIT REVENUE VEHICLES		\$103,719.30	0.32%	\$103,719.30	0.32%
5131516001 PARATRANSIT OFFICE EQUIPMENT		\$10,758.17	0.03%	\$10,758.17	0.03%
5131616001 PARATRANSIT OTHER EQUIPMENT		\$0.00	0.00%	\$0.00	0.00%
5131916001 TOTAL PARA DEPN & AMORT.		\$114,477.47	0.35%	\$114,477.47	0.35%
5132000001 INTANGIBLE ASSETS DEPN & AMORT					
5132916001 TOTAL INT'BLE ASSETS DEPN & AMORT		\$0.00	0.00%	\$0.00	0.00%
5164100001 MISCELLANEOUS FEES					
5164116001 CREDIT CARD FEES		\$2,127.19	0.01%	\$2,127.19	0.01%
5164116002 TOKEN TRANSIT FEES		\$11,942.17	0.04%	\$11,942.17	0.04%
5164916001 TOTAL MISCELLANEOUS FEES		\$14,069.36	0.04%	\$14,069.36	0.04%
5170000001 DEBT SERVICE EXPENSE					
5170110001 SERIES 2017 - COPS - INT EXP		\$1,013,763.59	3.13%	\$1,013,763.59	3.13%
5170120001 SERIES 2017 - COPS - PREM AMORT		(\$109,246.00)	-0.34%	(\$109,246.00)	-0.34%
5179900001 TOTAL DEBT SERVICE EXPENSE		\$904,517.59	2.79%	\$904,517.59	2.79%
5180000001 FEMA EXPENSE					
5189900001 TOTAL FEMA EXPENSE		\$0.00	0.00%	\$0.00	0.00%
5200000001 CONTINGENCY					
5200999001 TOTAL CONTINGENCY		\$0.00	0.00%	\$0.00	0.00%
5500000001 TOTAL EXPENSES		\$32,424,629.18	100.00%	\$32,424,629.18	100.00%
6000000001 PROFIT/LOSS		\$3,811,076.02	11.75%	\$3,811,076.02	11.75%

**Gold Coast Transit District  
Schedule of Money Transfers  
For the Months of June 2022**

<b>Date</b>	<b>Description</b>	<b>Accounts</b>		<b>Amount</b>
		<b>From</b>	<b>To</b>	
6/1/2022	Transfer for AP & Payroll	UB Money Market 2	UB General Account	466,650.43
6/9/2022	Transfer for AP	UB Money Market 2	UB General Account	579,726.05
6/15/2022	Transfer for AP & Payroll	UB Money Market 2	UB General Account	1,431,488.83
6/22/2022	Transfer for AP	UB Money Market 2	UB General Account	122,315.78
6/29/2022	Transfer for AP & Payroll	UB Money Market 2	UB General Account	479,953.19

**Gold Coast Transit District**  
**Payroll Information**

<b>Pay Date</b>	<b>Period End</b>	<b>Gross Earnings</b>	<b>Net Pay</b>	<b>Payroll Tax</b>	<b>Non-tax Deductions</b>
3-Jun-22	28-May-22	\$ 497,059.21	\$ 357,689.37	\$ 7,112.36	\$ 77,516.95
17-Jun-22	11-Jun-22	\$ 489,797.48	\$ 352,415.55	\$ 6,986.82	\$ 78,548.40
		<b>\$ 986,856.69</b>	<b>\$ 710,104.92</b>	<b>\$ 14,099.18</b>	<b>\$ 156,065.35</b>



Item #4b

**DATE** February 1, 2023  
**TO** GCTD Board of Directors  
**FROM** Dawn Perkins, Director of Finance *dp*  
**SUBJECT** **Consider Approval of Financial Statements & Schedule of Money Transfers for July 2022**

---

Attached for the Board's approval is a copy of GCTD's Financial Statements and Schedule of Money Transfers covering the period ending July 31, 2022.

Attachments

**GENERAL MANAGER'S CONCURRENCE**

Vanessa Rauschenberger  
General Manager

**GOLD COAST TRANSIT DISTRICT**

CITY OF OJAI | CITY OF OXNARD | CITY OF PORT HUENEME | CITY OF VENTURA | COUNTY OF VENTURA  
1901 AUTO CENTER DRIVE, OXNARD, CA 93036-7966 | P 805.483.3959 | F 805.487.0925 | GCTD.ORG

# Gold Coast Transit District

## Balance Sheet

Division: 01 Gold Coast Transit District

As of: 1/23/2023

Fiscal Year: 2023    Period: 1    Jul-2022

### 1000000001 ASSETS

#### 1010000001 CASH

1010120001 CASH UNION BANK GENERAL	(\$4,076,747.52)	
1010220001 CASH UNION BANK PAYROLL	\$145,831.21	
1010500001 CASH SPECIAL DEPOSITS, OTHER	\$0.00	
1010610001 CASH UNION BANK MONEY MARKET 2	\$8,357,004.87	
1011200001 CASH ADMINISTRATION - PETTY CASH	\$500.00	
1011300001 CASH ON HAND	\$175.00	
1012000001 CASH CERTIFICATE OF DEPOSIT	\$0.00	
1013000001 CASH STATE AGENCY INVESTMENT	\$101,141.96	
1013100001 MARKET VALUATION OF STATE AGENCY INVESTMENT	\$1,317.29	
1019900001 TOTAL CASH		\$4,529,222.81

#### 1020000001 ACCOUNTS RECEIVABLE

1020100001 ACCOUNTS RECEIVABLE TRADE	\$80,804.25	
1020200001 INTEREST RECEIVABLE	\$81.54	
1020210001 INTEREST RECEIVABLE - RESTRICTED ACCOUNTS	\$2,746.10	
1020210002 INTEREST RECEIVABLE - STA	\$45.00	
1020210003 INTEREST RECEIVABLE - SGR	\$10.00	
1020300001 RECEIVABLE OTHER	\$1,636,533.56	
1020400001 RECEIVABLE STATE	\$0.00	
1021000001 RECEIVABLE FEDERAL CAP/PLAN.	\$0.00	
1021100001 RECEIVABLE FEDERAL OPERATIONS	\$3,539,691.00	
1022000001 RECEIVABLE STATE CAPITAL	\$0.00	
1023000001 RECEIVABLE OTHER GOVERNMENT AGENCIES	\$80,732.00	
1029900001 TOTAL ACCOUNTS RECEIVABLE		\$5,340,643.45

#### 1030000001 INVENTORY

1031000001 MATERIALS/SUPPLIES INVENTORY	\$663,433.14	
1031000002 MATERIALS/SUPPLIES INVENTORY - GRANTS	\$0.00	
1031000003 MAT/SUPPLIES CNG STATION - GRANTS	\$0.00	
1031100001 MATERIALS/SUP INVTRY - CNG STATION	\$5,102.13	
1032100001 OIL INVENTORY	\$0.00	
1032200001 LUBE OILS INVENTORY	\$142,563.14	
1032300001 SYNTHETIC TRANS OIL INVENTORY	\$0.00	
1033000001 TIRE INVENTORY	\$19,245.91	
1033100001 EQUIPMENT INVENTORY	\$0.00	
1034000001 OTHER	\$0.00	
1035000001 ALLOWANCE INVENTORY DISPOSITION	\$0.00	
1039900001 TOTAL INVENTORY		\$830,344.32

#### 1040000001 OTHER CURRENT ASSETS

1040100001 OTHER CURRENT ASSETS	\$0.00	
1040500001 ADVANCES	\$0.00	
1049900001 TOTAL OTHER CURRENT ASSETS		\$0.00

#### 1050000001 WORK IN PROCESS

1050200001 WORK IN PROCESS - CAP PROJECTS	\$4,636.08	
1050210001 WORK IN PROCESS - NEW FACILITY	\$10.00	
1050211001 WORK IN PROCESS - NEW FAC, LANDSCAPE & GROUND	\$0.00	
1050212001 WORK IN PROCESS - NEW FAC - COP's INTEREST	\$5,272.00	
1050240001 WORK IN PROC - NEW BUSES	\$33,660.90	



# Gold Coast Transit District

## Balance Sheet

Division: 01 Gold Coast Transit District

As of: 1/23/2023

Fiscal Year: 2023    Period: 1    Jul-2022

1050240101	WORK IN PROC - FRB - PROJECTS	\$0.00	
1050240111	WORK IN PROC - FRB - REPOWER NF BUSES	\$0.00	
1050240121	WORK IN PROC ESS- FRB - REBUILD ENGINES	\$0.00	
1050241001	WORK IN PROCESS - PARATRANSIT BUSES	\$0.00	
1050242001	WORK IN PROCESS-VOICE ANNUNCIATOR	\$0.00	
1059900001	TOTAL WORK IN PROCESS		\$43,578.98
1110000001	TANGIBLE TRANSIT PROPERTY		
1110100001	LAND	\$300,298.43	
1110110001	LAND - NEW FACILITY	\$8,680,763.00	
1110200001	BUILDING	\$0.00	
1110210001	BUILDING - NEW FACILITY	\$43,543,693.83	
1110300001	REVENUE VEHICLES	\$34,565,920.52	
1110400001	OTHER VEHICLES	\$680,455.97	
1110500001	MAINTENANCE EQUIPMENT	\$1,342,647.75	
1110600001	OFFICE EQUIPMENT	\$1,107,602.81	
1110700001	OTHER EQUIPMENT	\$2,764,008.26	
1110800001	OTC LEASEHOLD IMPROVEMENTS	\$276,130.51	
1114000001	TOTAL TANGIBLE TRANSIT PROPERTY		\$93,261,521.08
1115200001	ACCUMULATED DEPRECIATION-BUILDING	\$0.00	
1115200101	ACCUMULATED DEPRECIATION-FEDERAL	(\$1,455,140.13)	
1115200111	ACCUMULATED DEPRECIATION-STATE	(\$435,762.35)	
1115200201	ACCUMULATED DEPRECIATION-LOCAL	\$645.81	
1115200301	ACCUMULATED DEPRECIATION-OPERATOR	(\$79.04)	
1115300001	ACCUMULATED DEPRECIATION-REVENUE VEHICLES	\$0.00	
1115300101	ACCUMULATED DEPRECIATION-FEDERAL	(\$17,520,862.28)	
1115300111	ACCUMULATED DEPRECIATION-STATE	(\$2,103,831.53)	
1115300201	ACCUMULATED DEPRECIATION-LOCAL	(\$1,599,368.56)	
1115300301	ACCUMULATED DEPRECIATION-OPERATOR	(\$11,540.73)	
1115400001	ACCUMULATED DEPRECIATION-OTHER VEHICLES	\$0.00	
1115400101	ACCUMULATED DEPRECIATION-FEDERAL	(\$355,331.05)	
1115400111	ACCUMULATED DEPRECIATION-STATE	\$0.00	
1115400201	ACCUMULATED DEPRECIATION-LOCAL	(\$70,729.89)	
1115400301	ACCUMULATED DEPRECIATION-OPERATOR	\$0.00	
1115500001	ACCUMULATED DEPRECIATION-MAINTENANCE EQUIP	\$0.00	
1115500101	ACCUMULATED DEPRECIATION-FEDERAL	(\$191,303.78)	
1115500111	ACCUMULATED DEPRECIATION-STATE	(\$87,152.68)	
1115500201	ACCUMULATED DEPRECIATION-LOCAL	(\$18,166.61)	
1115500301	ACCUMULATED DEPRECIATION-OPERATOR	\$0.00	
1115600001	ACCUMULATED DEPRECIATION-OFFICE EQUIPMENT	\$0.00	
1115600101	ACCUMULATED DEPRECIATION-FEDERAL	(\$698,562.07)	
1115600111	ACCUMULATED DEPRECIATION-STATE	(\$183,786.89)	
1115600201	ACCUMULATED DEPRECIATION-LOCAL	(\$111,789.57)	
1115600301	ACCUMULATED DEPRECIATION-OPERATOR	\$0.00	
1115700001	ACCUMULATED DEPRECIATION-OTHER EQUIPMENT	\$0.00	
1115700101	ACCUMULATED DEPRECIATION-FEDERAL	(\$1,237,570.96)	
1115700111	ACCUMULATED DEPRECIATION-STATE	(\$113,052.26)	
1115700201	ACCUMULATED DEPRECIATION-LOCAL	(\$39,999.80)	
1115700301	ACCUMULATED DEPRECIATION-OPERATOR	(\$13,416.60)	
1115800001	ACCUMULATED DEPRECIATION-OTC LEASEHOLD IMP	\$0.00	
1115800101	ACCUMULATED DEPRECIATION-FEDERAL	\$0.00	
1115800111	ACCUMULATED DEPRECIATION-STATE	(\$56,633.44)	
1115800201	ACCUMULATED DEPRECIATION-LOCAL	(\$108,319.24)	
1115800301	ACCUMULATED DEPRECIATION-OPERATOR	\$0.00	
1116000001	TOTAL ACCUMULATED DEPRECIATION		(\$26,411,753.65)

# Gold Coast Transit District

## Balance Sheet

Division: 01 Gold Coast Transit District

As of: 1/23/2023

Fiscal Year: 2023    Period: 1    Jul-2022

1119900001 NET TANGIBLE TRANSIT PROPERTY		\$66,849,767.43
1120000001 PARATRANSIT TANGIBLE TRANS PROPERTY		
1120300001 PARATRANSIT REVENUE VEHICLES	\$2,186,986.67	
1120600001 PARATRANSIT OFFICE EQUIPMENT	\$88,637.68	
1120700001 PARATRANSIT OTHER EQUIPMENT	\$79,551.26	
1124000001 TOTAL PARATRANSIT TANGIBLE PROPERTY		\$2,355,175.61
1125300001 ACCUMULATED DEPRECIATION PARATRANSIT REVENUE	\$0.00	
1125300101 ACCUMULATED DEPRECIATION-FEDERAL	\$0.02	
1125300111 ACCUMULATED DEPRECIATION-STATE	(\$1,869,407.04)	
1125300201 ACCUMULATED DEPRECIATION-LOCAL	\$0.43	
1125300301 ACCUMULATED DEPRECIATION-OPERATOR	(\$59,316.87)	
1125600001 ACCUMULATED DEPRECIATION PARATRANSIT OFF EQUI	\$0.00	
1125600101 ACCUMULATED DEPRECIATION-FEDERAL	(\$19,271.09)	
1125600111 ACCUMULATED DEPRECIATION-STATE	(\$53,790.83)	
1125600201 ACCUMULATED DEPRECIATION-LOCAL	(\$4,817.73)	
1125600301 ACCUMULATED DEPRECIATION-OPERATOR	(\$0.08)	
1125700001 ACCUMULATED DEPRECIATION PARATRANSIT OTHER E	\$0.00	
1125700101 ACCUMULATED DEPRECIATION-FEDERAL	(\$51,213.66)	
1125700111 ACCUMULATED DEPRECIATION-STATE	(\$15,534.39)	
1125700201 ACCUMULATED DEPRECIATION-LOCAL	(\$12,803.40)	
1125700301 ACCUMULATED DEPRECIATION-OPERATOR	\$0.00	
1126000001 TOTAL ACCUMULATED DEPRECIATION PARATRANSIT PR		(\$2,086,154.64)
1129900001 NET PARATRANSIT TANG PROPERTY		\$269,020.97
1210000001 INTANGIBLE ASSETS		
1210500001 OTHER INTANGIBLE ASSETS	\$39,401.32	
1214000001 TOTAL INTANGIBLE ASSETS		\$39,401.32
1214500001 ACCUMULATED DEPRECIATION - OTHER INT ASSETS	\$0.00	
1214500101 ACCUMULATED DEPRECIATION-FEDERAL	(\$30,268.12)	
1214500111 ACCUMULATED DEPRECIATION-STATE	\$0.00	
1214500201 ACCUMULATED DEPRECIATION-LOCAL	(\$9,133.20)	
1214500301 ACCUMULATED DEPRECIATION-OPERATOR	\$0.00	
1216000001 TOTAL ACCUMULATED DEPRECIATION - INTANGIBLE AS		(\$39,401.32)
1219900001 NET INTANGIBLE ASSETS		\$0.00
1310000001 INVESTMENTS		
1310100001 OTHER INVESTMENTS	\$0.00	
1319900001 TOTAL INVESTMENTS		\$0.00
1410000001 SPECIAL FUNDS		
1410110001 2017 CERTIFICATES OF PARTICIPATION	\$0.00	
1410111001 2017 CERTIFICATES OF PARTICIPATION- PAYMT FUND	\$905,911.24	
1410112001 2017 CERTIFICATES OF PARTICIPATION - RESV FUND	\$1,392,192.71	
1410113001 2017 CERTIFICATES OF PARTICIPAT - COST OF ISS	\$0.00	
1410200001 SPECIAL FUNDS CAPITAL IMPROVEMENT	\$1,228,926.92	
1410201001 CAPITAL RESERVE FOR FY 2016	\$0.00	
1410210001 MEMBER TRANSIT FAC CAPITAL RESERVE	\$130,000.00	
1410211001 MEMBER TRANS FACILITY CAPITAL RESERVE FY 2016	\$0.00	
1410212001 MARKET VALUATION OF CAPITAL RESERVE FUND	(\$8,889.22)	
1410220001 2017 CERTIFICATES OF PARTICIPATION	\$0.00	
1410221001 2017 CERTIFICATES OF PARTICIPATION - PROJ FUND	\$288,051.54	
1410300001 RESTRICTED CASH	\$0.00	
1410411001 DOR - CONTRIBUTIONS AFTER MD	\$2,318,825.00	
1410411002 DOR - PENSION RELATED	\$1,154,320.00	

# Gold Coast Transit District

## Balance Sheet

Division: 01 Gold Coast Transit District

As of: 1/23/2023

Fiscal Year: 2023    Period: 1    Jul-2022

1410411003 DOR - OPEB CONTRIBUTIONS	\$27,158.00	
1410411004 DOR - OPEB RELATED	\$28,099.00	
1410420001 DEFERRED COMPENSATION	\$4,827,536.22	
1419900001 TOTAL SPECIAL FUNDS		\$12,292,131.41
1510000001 OTHER ASSETS		
1510100001 PREPAID INSURANCE	\$272,236.94	
1510110001 PREPAID EXPENSES	\$1,235,271.05	
1510200001 DEPOSITS	\$1,482.00	
1511000001 SPARE COMPONENTS	\$0.00	
1519900001 TOTAL OTHER ASSETS		\$1,508,989.99
1999900001 TOTAL ASSETS		\$91,663,699.36
2000000001 LIABILITIES AND CAPITAL		
2010000001 ACCOUNTS PAYABLE		
2010100004 ACCOUNTS PAYABLE-TRADE	\$355,945.15	
2010200001 CONTRACT RETENTIONS	\$0.00	
2010300001 DUE OTHER GOVERNMENT AGENCIES	\$0.00	
2011000001 MISCELLANEOUS	\$59,972.39	
2019990001 TOTAL ACCOUNTS PAYABLE		\$415,917.54
2020000001 ACCRUED PAYROLL LIABILITIES		
2020100001 ACCRUED PAYROLL	\$232,575.64	
2020100002 WAGES PAYABLE	\$0.00	
2020200001 PAYROLL TAX LIABILITY-FIT	(\$505.95)	
2020300001 PAYROLL TAX LIABILITY-SIT	\$301.52	
2020400001 PAYROLL TAX LIABILITY-SDI	(\$1,542.64)	
2020500001 PAYROLL TAX LIABILITY-FICA	\$0.48	
2020600001 PAYROLL TAX LIABILITY-MEDICARE	(\$12.84)	
2021000001 PAYROLL DEDUCTIONS-PERS	(\$21,049.04)	
2021010001 PAYROLL DEDUCTIONS-EMPLOYEE PERS	(\$269,644.37)	
2021011001 PAYROLL DEDUCTIONS-EMPLOYEE PERS PEPPRA	\$485,773.06	
2021020001 PAYROLL DEDUCTIONS-EMPLOYER PERS	\$228,087.27	
2021100001 PAYROLL DEDUCTIONS-SURVIVORS BENEFITS	\$3,363.48	
2021200001 PAYROLL DEDUCTIONS-VCFCU	\$0.00	
2021230001 PAYROLL DEDUCTIONS-DIRECT DEPOSITS	\$7,381.62	
2021300001 PAYROLL DEDUCTIONS-OCFCU	\$0.00	
2021400001 PAYROLL DEDUCTIONS-UNION DUES	\$27,394.90	
2021500001 PAYROLL DEDUCTIONS-GARNISHMENT	(\$3,286.58)	
2021600001 PAYROLL DEDUCTIONS-DEFERRED COMPENSATION	(\$27,809.30)	
2021610001 PAYROLL DEDUCTION - DEFERRED COMP EMPLOYEE LO	\$0.00	
2021640001 PAYROLL DEDUCTIONS-FLEXIBLE BENEFITS	\$31,662.23	
2021650001 PAYROLL DEDUCTIONS-LIFE INSURANCE	\$30,787.19	
2021700001 PAYROLL DEDUCTIONS-UNION OTHER	(\$7,703.46)	
2021800001 PAYROLL DEDUCTIONS-UN DIIP	\$0.00	
2021900001 PAYROLL DEDUCTIONS-UNITED WAY	(\$115.00)	
2022000001 ACCRUED SICK LEAVE	\$56,415.19	
2022000002 NONCURRENT SICK LEAVE	\$188,870.00	
2022100001 ACCRUED VACATION/COMP LEAVE	\$825,189.35	
2023000001 ACCRUED WORKERS COMPENSATION	\$0.00	
2023100001 ACCRUED HEALTH BENEFITS	\$2,601,887.60	

# Gold Coast Transit District

## Balance Sheet

Division: 01 Gold Coast Transit District

As of: 1/23/2023

Fiscal Year: 2023    Period: 1    Jul-2022

2024000001 DUE TO PERS	\$0.00	
2025000001 NET OPEB OBLIGATION	\$169,847.00	
2029900001 TOTAL ACCRUED PAYROLL LIABILITIES		\$4,557,867.35
2030000001 ACCRUED TAX LIABILITIES		
2030100001 SALES TAX PAYABLE	\$1.66	
2030200001 PAYROLL TAXES PAYABLE	\$0.00	
2030300001 CNG USE FUEL TAX PAYABLE	\$0.00	
2030400001 CONSUMER USE TAX PAYABLE	\$903.94	
2039900001 TOTAL ACCRUED TAX LIABILITIES		\$905.60
2050000001 OTHER CURRENT LIABILITIES		
2050110001 UNEARNED REVENUES	(\$0.10)	
2050200001 REFUNDABLE DEPOSITS	\$0.00	
2050210001 SMARTCARD COLLECTIONS FOR VCTC	\$7,008.74	
2050300001 FUNDS HELD IN TRUST	\$0.00	
2050400001 PREPAID MAINTENANCE COSTS	\$0.00	
2050500001 NOTES PAYABLE	\$0.00	
2050700001 UZA SPECIAL FUND	\$0.00	
2059900001 TOTAL OTHER CURRENT LIABILITIES		\$7,008.64
2210000001 LONG-TERM DEBT		
2210111002 SERIES 2017-COP PREMIUM CURRENT	\$54,623.00	
2210210001 SERIES 2017 - CERTIFICATES OF PARTICIPATION	\$20,635,803.65	
2210210002 SERIES 2017-COP DEBT CURRENT	\$390,000.00	
2210211001 SERIES 2017- COPs - PREMIUM	\$1,420,203.00	
2210212001 SERIES 2017- COPs - ACCRUED INTEREST PAYABLE	(\$485,803.65)	
2210212002 SERIES 2017-COP PREMIUM CURRENT	\$0.00	
2219900001 TOTAL LONG TERM DEBT		\$22,014,826.00
2310000001 ESTIMATED LIABILITIES		
2310100001 NET PENSION LIABILITY	\$14,531,003.00	
2310110001 DIR - PENSION RELATED	\$72,442.00	
2310110002 DIR - CHANGES IN ASSUMPTIONS	\$0.00	
2310110003 DIR - DIFF BET PROJ AND ACT EXPERIENCE	\$0.00	
2310110004 DIR - OPEB RELATED	\$342,971.00	
2310200001 SELF INSURED RETENTION PL/PD	\$0.00	
2319900001 TOTAL ESTIMATED LIABILITIES		\$14,946,416.00
2410000001 DEFERRED CREDITS		
2410100001 DEFERRED COMPENSATION	\$4,827,536.22	
2410200001 DEFERRED INCOME - TDA	\$495,262.00	
2410210001 DEFERRED INCOME - NON TDA	\$0.00	
2410220001 DEFERRED INC - STATE OF GOOD REPAIR		
2410221001 PROJECT - NEAR ZERO ENG REPLACEMENT	\$0.00	
2419900001 TOTAL DEFERRED CREDITS		\$5,322,798.22
2999900001 TOTAL LIABILITIES		\$47,265,739.35
3000000001 CAPITAL		
3010000001 GOVERNMENT ENTITY OWNERSHIP		

# Gold Coast Transit District

## Balance Sheet

Division: 01 Gold Coast Transit District

As of: 1/23/2023

Fiscal Year: 2023 Period: 1 Jul-2022

3010100001 CITY OF OXNARD	(\$617,472.61)	
3010200001 CITY OF SAN BUENAVENTURA	\$0.00	
3019900001 TOTAL GOVERNMENT ENTITY OWNERSHIP		(\$617,472.61)
3040000001 GRANTS AND CAPITAL		
3040100001 FEDERAL GOVERNMENT CAPITAL GRANTS	\$0.00	
3040110001 STATE GOVMT CAPITAL GRANTS	\$0.00	
3040200001 LOCAL GOVMT CAPITAL GRANTS	\$0.00	
3049900001 TOTAL GRANTS AND CAPITAL		\$0.00
3050000001 ACCUMULATED EARNINGS		
3050100001 ACCUMULATED EARNINGS	\$48,137,163.49	
3059900001 TOTAL ACCUMULATED EARNINGS		\$48,137,163.49
3109900001 TOTAL CAPITAL		\$47,519,690.88
3209900001 TOTAL CAPITAL AND LIABILITIES		\$94,785,430.23

# Gold Coast Transit District

## Income Statement

Division: 01 Gold Coast Transit District

As of: 1/23/2023

From Fiscal Year: 2023 Thru Fiscal Year: 2023	From Period 1 Thru Period 1	Jul-2022 Current Period	Jul-2022 Year To Date	
4000000001 REVENUES				
4010000001 PASSENGER FARES				
4010100001 PASSENGER FARES-PASS PAID		\$115,764.00	59.70%	\$115,764.00 59.70%
4010102001 PASSENGER FARES - ORG PAID		\$4,749.53	2.45%	\$4,749.53 2.45%
4010110001 ADA PARATRANSIT FARES-PASS PAID		\$2,803.00	1.45%	\$2,803.00 1.45%
4010112001 ADA PARATRANSIT FARES - ORG PAID		\$150.00	0.08%	\$150.00 0.08%
4019900001 TOTAL PASSENGER FARES		\$123,466.53	63.67%	\$123,466.53 63.67%
4020000001 SPECIAL TRANSIT FARES				
4020100001 SPECIAL TRANSIT FARES		\$0.00	0.00%	\$0.00 0.00%
4020400001 LOCAL ROUTE GUARANTEE - FIXED ROUTE		\$0.00	0.00%	\$0.00 0.00%
4020400002 LOCAL ROUTE GUARANTEE - PARATRANSIT		\$0.00	0.00%	\$0.00 0.00%
4020410002 MEDI-CAL ADMIN ACTIVITIES (MAA) REIM FARES		\$0.00	0.00%	\$0.00 0.00%
4020411001 LCTOP - FARE SUPPORT/TOKEN TRANSIT		\$0.00	0.00%	\$0.00 0.00%
4020411002 LCTOP SUPPORT FOR ROUTE 23		\$0.00	0.00%	\$0.00 0.00%
4020412001 LCTOP - FARE SUPPORT/ FREE FARE DAYS		\$0.00	0.00%	\$0.00 0.00%
4020413001 LCTOP FARE SUPPORT PROG-VCTC COL PASS PROGRAM		\$7,743.00	3.99%	\$7,743.00 3.99%
4029900001 TOTAL SPECIAL TRANSIT FARES		\$7,743.00	3.99%	\$7,743.00 3.99%
4060000001 AUXILIARY TRANSPORTATION REVENUE				
4060200001 OTHER		\$0.00	0.00%	\$0.00 0.00%
4060300001 REVENUE VEHICLE ADVERTISING		\$26,258.75	13.54%	\$26,258.75 13.54%
4060990001 ALTERNATIVE FUEL EXCISE TAX CREDIT		\$0.00	0.00%	\$0.00 0.00%
4069900001 TOTAL AUXILIARY TRANS REVENUES		\$26,258.75	13.54%	\$26,258.75 13.54%
4070000001 NONTRANSPORTATION REVENUES				
4070100001 INVESTMENT INCOME		\$250.37	0.13%	\$250.37 0.13%
4070101001 INVESTMENT INCOME-FAIR MARKET VALUATION		\$0.00	0.00%	\$0.00 0.00%
4070110001 INVESTMENT INCOME SPECIAL FUND CAPITAL IMPROVEMENT		\$0.00	0.00%	\$0.00 0.00%
4070110002 INVESTMENT INCOME - STA		\$0.00	0.00%	\$0.00 0.00%
4070110003 INVESTMENT INCOME - SGR		\$0.00	0.00%	\$0.00 0.00%
4070111001 INVESTMENT INCOME SPCL FND CAP IMP-FAIR MRKT VAL		\$0.00	0.00%	\$0.00 0.00%
4070120001 INVESTMENT INCOME SPECIAL FUND		\$0.00	0.00%	\$0.00 0.00%
4070130001 SERIES 2017 - COPS - INTEREST EARNED		\$717.62	0.37%	\$717.62 0.37%
4070131001 SERIES 2017 - COP MARKET VALUATION		\$6,241.58	3.22%	\$6,241.58 3.22%
4070200001 SALE OF CNG FUEL		\$0.00	0.00%	\$0.00 0.00%
4070300001 SALE OF EQUIPMENT		\$0.00	0.00%	\$0.00 0.00%
4070400001 SALE OF SCRAP MATERIAL		\$334.81	0.17%	\$334.81 0.17%
4070500001 INCOME FROM ENERGY CREDITS		\$27,363.74	14.11%	\$27,363.74 14.11%
4070600001 INSURANCE PROCEEDS		\$0.00	0.00%	\$0.00 0.00%
4070900001 OTHER		\$15.00	0.01%	\$15.00 0.01%
4079900001 TOTAL NONTRANSPORTATION REVENUES		\$34,923.12	18.01%	\$34,923.12 18.01%
4090000001 LOCAL GRANTS AND REIMBURSEMENTS				
4090100001 LOCAL TRANSPORTATION FUNDS		\$0.00	0.00%	\$0.00 0.00%
4090200001 LTF PLANNING REVENUES		\$0.00	0.00%	\$0.00 0.00%
4090300001 LTF REVENUE-SUBGRANT/PASS THRU		\$0.00	0.00%	\$0.00 0.00%
4090310001 LOCAL REVENUE-PASS THRU VCAPCD		\$0.00	0.00%	\$0.00 0.00%

# Gold Coast Transit District

## Income Statement

Division: 01 Gold Coast Transit District

As of: 1/23/2023

From Fiscal Year: 2023 Thru Fiscal Year: 2023	From Period 1 Thru Period 1	Jul-2022 Current Period	Jul-2022 Year To Date	
4090400001 OTHER LOCAL		\$0.00	0.00%	\$0.00 0.00%
4099900001 TOTAL LOCAL GRANTS & REIMB		\$0.00	0.00%	\$0.00 0.00%
4110000001 STATE GRANTS AND REIMBURSEMENTS				
4110100001 STATE TRANSIT ASSISTANCE FUNDS		\$0.00	0.00%	\$0.00 0.00%
4110110001 STATE OF GOOD REPAIR FUNDS		\$0.00	0.00%	\$0.00 0.00%
4110710001 STATE - HVIP ENGINE REPL PROGRAM		\$0.00	0.00%	\$0.00 0.00%
4118000001 PROP 1B/PTMISEA ASSISTANCE CAPITAL PROJ		\$0.00	0.00%	\$0.00 0.00%
4119000001 OTHER STATE ASSISTANCE		\$0.00	0.00%	\$0.00 0.00%
4119900001 TOTAL STATE GRANTS & REIMB		\$0.00	0.00%	\$0.00 0.00%
4130000001 FEDERAL GRANTS AND REIMBURSEMENT				
4130100001 SECTION 5307 OPERATING ASSISTANCE.		\$0.00	0.00%	\$0.00 0.00%
4130200001 SECTION 5307 PLANNING ASSISTANCE		\$0.00	0.00%	\$0.00 0.00%
4130300001 SECTION 5307 PREVENTATIVE MAINTENANCE		\$0.00	0.00%	\$0.00 0.00%
4130400001 ADA ASSISTANCE		\$0.00	0.00%	\$0.00 0.00%
4130410001 DEMO PROJECT - NYELAND ACRES		\$0.00	0.00%	\$0.00 0.00%
4130420001 DEMO PROJECT - VENTURA		\$0.00	0.00%	\$0.00 0.00%
4130430001 DEMO PROJECT - MARKET-VALENTINE SHUTTLE		\$0.00	0.00%	\$0.00 0.00%
4130440001 DEMO PROJECT - VINEYARD CORRIDOR ROUTE		\$0.00	0.00%	\$0.00 0.00%
4130440002 SECTION 5307 JARC - SOUTH OXNARD MICROTRANSIT		\$0.00	0.00%	\$0.00 0.00%
4130450001 JARC FUNDING FOR ROUTE 19		\$0.00	0.00%	\$0.00 0.00%
4130450002 JARC FUNDING FOR ROUTE 20		\$0.00	0.00%	\$0.00 0.00%
4130460001 DEMO PROJECT - VICTORIA ROUTE		\$0.00	0.00%	\$0.00 0.00%
4130460002 DEMO PROJECT - CMAQ ROUTE 22 WC NA		\$0.00	0.00%	\$0.00 0.00%
4130460003 DEMO PROJECT - CMAQ VENTURA ROAD ROUTE 23		\$0.00	0.00%	\$0.00 0.00%
4130500001 SECTION 5307 PASS THROUGH		\$0.00	0.00%	\$0.00 0.00%
4130600001 SECTION 5307 FEDERAL OTHER		\$0.00	0.00%	\$0.00 0.00%
4130700001 SECTION 5310 FEDERAL OTHER		\$0.00	0.00%	\$0.00 0.00%
4130700004 SECTION 5310 MOBILITY GRANTS		\$0.00	0.00%	\$0.00 0.00%
4130800001 CARES ACT OPERATING ASSIST.		\$0.00	0.00%	\$0.00 0.00%
4130900001 OTHER FEDERAL GRANTS/REIMBURSEMENTS		\$0.00	0.00%	\$0.00 0.00%
4131000001 CARES ACT PREVENTATIVE MAINTENANCE		\$0.00	0.00%	\$0.00 0.00%
4131100001 CARES ACT ADA ASSISTANCE		\$0.00	0.00%	\$0.00 0.00%
4131110001 CARES ACT BUSINESS SYSTEMS UPGRADE		\$0.00	0.00%	\$0.00 0.00%
4131200001 FEMA		\$0.00	0.00%	\$0.00 0.00%
4131210001 ARP: 5307-9 PREVENTATIVE MAINTENANCE		\$0.00	0.00%	\$0.00 0.00%
4131220001 ARP: ADA PARATRANSIT SERVICE CONTRACT		\$0.00	0.00%	\$0.00 0.00%
4131230001 ARP: ADA LATE NIGHT SAFE RIDES CONTRACT		\$1,529.00	0.79%	\$1,529.00 0.79%
4132000001 SECTION 5339 - BUSES & FACILITIES		\$0.00	0.00%	\$0.00 0.00%
4139900001 TOTAL FEDERAL GRANTS & REIMBURSEMENTS		\$1,529.00	0.79%	\$1,529.00 0.79%
4310000001 DEPRECIATION OFFSET				
4310100001 DEPRECIATION OFFSET		\$0.00	0.00%	\$0.00 0.00%
4319900001 TOTAL DEPRECIATION OFFSET		\$0.00	0.00%	\$0.00 0.00%
4800000001 TOTAL REVENUES		\$193,920.40	100.00%	\$193,920.40 100.00%
5000000001 EXPENSES				
5010000001 LABOR				
5010100001 LABOR - OPERATORS		\$0.00	0.00%	\$0.00 0.00%

# Gold Coast Transit District

## Income Statement

Division: 01 Gold Coast Transit District

As of: 1/23/2023

From Fiscal Year: 2023 Thru Fiscal Year: 2023	From Period 1 Thru Period 1	Jul-2022 Current Period	Jul-2022 Year To Date	
5010101001 LABOR-SALARY/WAGES OPERATIONS		\$708,992.79	21.38%	\$708,992.79 21.38%
5010101002 LABOR-SALARY/WAGES - OPERATORS OT		\$80,885.74	2.44%	\$80,885.74 2.44%
5010201101 LABOR-O/WAGES - OPERATIONS MGT		\$112,384.24	3.39%	\$112,384.24 3.39%
5010201201 LABOR-SALARY/WAGES - PARATRANSIT		\$18,237.36	0.55%	\$18,237.36 0.55%
5010204101 LABOR-SALARY/WAGES - VEHICLE MAINTENANCE		\$114,394.36	3.45%	\$114,394.36 3.45%
5010204102 LABOR-SALARY/WAGES - VEHICLE MAINTENANCE OT		\$0.00	0.00%	\$0.00 0.00%
5010204201 LABOR-SALARY/WAGES - NON-VEHICLE MAINTENANCE		\$45,662.05	1.38%	\$45,662.05 1.38%
5010204202 LABOR-SALARY/WAGES - NON VEHICLE MAINTENANCE OT		\$0.00	0.00%	\$0.00 0.00%
5010216001 LABOR-SALARY/WAGES - ADMINISTRATION		\$121,498.15	3.66%	\$121,498.15 3.66%
5010216002 LABOR-SALARY/WAGES - ADMINISTRATION OT		\$0.00	0.00%	\$0.00 0.00%
5010216201 LABOR-SALARY/WAGES - PLANNING/MARKETING		\$53,381.83	1.61%	\$53,381.83 1.61%
5010216202 LABOR-SALARY/WAGES - PLANNING/MARKETING OT		\$0.00	0.00%	\$0.00 0.00%
5010216701 LABOR-SALARY/WAGES - HUMAN RESOURCES		\$29,645.98	0.89%	\$29,645.98 0.89%
5010216702 LABOR-SALARY/WAGES - HUMAN RESOURCES OT		\$0.00	0.00%	\$0.00 0.00%
5019900001 TOTAL LABOR		\$1,285,082.50	38.76%	\$1,285,082.50 38.76%
5020000001 FRINGE BENEFITS				
5020101001 FICA - OPERATIONS		\$12,739.67	0.38%	\$12,739.67 0.38%
5020101101 FICA - OPERATIONS MANAGEMENT		\$2,026.53	0.06%	\$2,026.53 0.06%
5020101201 FICA - PARATRANSIT		\$280.69	0.01%	\$280.69 0.01%
5020104101 FICA - VEHICLE MAINTENANCE		\$2,094.24	0.06%	\$2,094.24 0.06%
5020104201 FICA - NON-VEHICLE MAINTENANCE		\$993.70	0.03%	\$993.70 0.03%
5020116001 FICA - ADMINISTRATION		\$2,241.62	0.07%	\$2,241.62 0.07%
5020116201 FICA - PLANNING/MARKETING		\$1,022.59	0.03%	\$1,022.59 0.03%
5020116701 FICA - HUMAN RESOURCES		\$648.62	0.02%	\$648.62 0.02%
5020201001 PENSION PLAN - OPERATIONS		\$157,211.99	4.74%	\$157,211.99 4.74%
5020201002 PENSION PLAN - OPS - EMPLOYER - FIXED AMT		\$83,891.63	2.53%	\$83,891.63 2.53%
5020201011 PENSION PLAN - OPERATIONS - CLASSIC		\$12,173.56	0.37%	\$12,173.56 0.37%
5020201101 PENSION PLAN - OPERATIONS MANAGEMENT		\$26,010.99	0.78%	\$26,010.99 0.78%
5020201102 PENSION PLAN - OPERATIONS MGT - EMPLOYER - FIXED AMT		\$9,987.10	0.30%	\$9,987.10 0.30%
5020201111 PENSION PLAN - OPERATIONS MANAGEMENT - CLASSIC		\$3,313.70	0.10%	\$3,313.70 0.10%
5020201201 PENSION PLAN - PARATRANSIT		\$3,970.60	0.12%	\$3,970.60 0.12%
5020201202 PENSION PLAN - PARATRANSIT - EMPLOYER - FIXED AMT		\$1,331.61	0.04%	\$1,331.61 0.04%
5020201211 PENSION PLAN - PARATRANSIT - CLASSIC		\$448.17	0.01%	\$448.17 0.01%
5020204101 PENSION PLAN - VEHICLE MAINTENANCE		\$28,797.45	0.87%	\$28,797.45 0.87%
5020204102 PENSION PLAN - VEHICLE MAINT - EMPLOYER - FIXED AMT		\$13,981.94	0.42%	\$13,981.94 0.42%
5020204111 PENSION PLAN - VEHICLE MAINTENANCE - CLASSIC		\$2,176.50	0.07%	\$2,176.50 0.07%
5020204201 PENSION PLAN - NON-VEHICLE MAINTENANCE		\$9,752.24	0.29%	\$9,752.24 0.29%
5020204202 PENSION PLAN - NON-VEH MAT - EMPLOYER - FIXED AMT		\$5,992.26	0.18%	\$5,992.26 0.18%
5020204211 PENSION PLAN - NON-VEHICLE MAINTENANCE - CLASSIC		\$0.00	0.00%	\$0.00 0.00%
5020216001 PENSION PLAN - ADMINISTRATION		\$28,414.27	0.86%	\$28,414.27 0.86%
5020216002 PENSION PLAN - ADMINISTRATION - EMPLOYER - FIXED AMT		\$8,655.49	0.26%	\$8,655.49 0.26%
5020216011 PENSION PLAN - ADMINISTRATION - CLASSIC		\$2,936.26	0.09%	\$2,936.26 0.09%
5020216201 PENSION PLAN - PLANNING/MARKETING		\$11,440.10	0.35%	\$11,440.10 0.35%
5020216202 PENSION PLAN - PLANNING/MARK - EMPLOYER - FIXED AMT		\$4,660.65	0.14%	\$4,660.65 0.14%
5020216211 PENSION PLAN - PLANNING/MARKETING - CLASSIC		\$625.26	0.02%	\$625.26 0.02%



# Gold Coast Transit District

## Income Statement

Division: 01 Gold Coast Transit District

As of: 1/23/2023

From Fiscal Year: 2023 Thru Fiscal Year: 2023	From Period 1 Thru Period 1	Jul-2022 Current Period	Jul-2022 Year To Date	
5020216701 PENSION PLAN - HUMAN RESOURCES - EMPLYR		\$6,496.97	0.20%	\$6,496.97 0.20%
5020216702 PENSION PLAN - HUMAN RESOURCES- EMPLYR - FIXED AMT		\$1,997.42	0.06%	\$1,997.42 0.06%
5020216711 PENSION PLAN - HUMAN RESOURCES - CLASSIC		\$494.68	0.01%	\$494.68 0.01%
5020220101 PENSION EXPENSE (INC) - OPERATIONS		\$0.00	0.00%	\$0.00 0.00%
5020220111 PENSION EXPENSE (INC) - OPERATIONS MANAGEMENT		\$0.00	0.00%	\$0.00 0.00%
5020220121 PENSION EXPENSE (INC) - PARATRANSIT		\$0.00	0.00%	\$0.00 0.00%
5020220411 PENSION EXPENSE (INC) - VEHICLE MAINTENANCE		\$0.00	0.00%	\$0.00 0.00%
5020220421 PENSION EXPENSE (INC) - NON VEHICLE MAINTENANCE		\$0.00	0.00%	\$0.00 0.00%
5020221601 PENSION EXPENSE (INC) - ADMINISTRATION		\$0.00	0.00%	\$0.00 0.00%
5020221621 PENSION EXPENSE (INC) - PLANNING/MARKETING		\$0.00	0.00%	\$0.00 0.00%
5020221671 PENSION EXPENSE (INC) - HUMAN RESOURCES		\$0.00	0.00%	\$0.00 0.00%
5020230101 LONG-TERM DISABILITY - OPERATIONS		\$2,030.60	0.06%	\$2,030.60 0.06%
5020230111 LONG-TERM DISABILITY - OPERATIONS MANAGEMENT		\$323.31	0.01%	\$323.31 0.01%
5020230121 LONG-TERM DISABILITY - PARATRANSIT		\$72.60	0.00%	\$72.60 0.00%
5020230411 LONG-TERM DISABILITY - VEH MAINT		\$355.36	0.01%	\$355.36 0.01%
5020230421 LONG-TERM DISABILITY - NON-VEHICLE MAINTENANCE		\$152.30	0.00%	\$152.30 0.00%
5020231601 LONG-TERM DISABILITY - ADMINISTRATION		\$481.62	0.01%	\$481.62 0.01%
5020231621 LONG-TERM DISABILITY - PLANNING/MARKETING		\$196.24	0.01%	\$196.24 0.01%
5020231671 LONG-TERM DISABILITY - HUMAN RESOURCES		\$106.59	0.00%	\$106.59 0.00%
5020301001 HEALTH INSURANCE - OPERATIONS		\$287,486.34	8.67%	\$287,486.34 8.67%
5020301002 HEALTH INSURANCE - POST RETIREMENT - OPERATIONS		\$0.00	0.00%	\$0.00 0.00%
5020301003 HEALTH INSURANCE - OPEB DEF CONTS - OPERATIONS		\$0.00	0.00%	\$0.00 0.00%
5020301004 HEALTH INSURANCE - OPEB GASB 75 EXP - OPERATIONS		\$0.00	0.00%	\$0.00 0.00%
5020301101 HEALTH INSURANCE - OPERATIONS MANAGEMENT		\$41,557.54	1.25%	\$41,557.54 1.25%
5020301102 HEALTH INS - POST RETIREMENT - OPERATIONS MGT		\$0.00	0.00%	\$0.00 0.00%
5020301103 HEALTH INSURANCE - OPEB DEF CONTS - OPERATIONS MGT		\$0.00	0.00%	\$0.00 0.00%
5020301104 HEALTH INSURANCE - OPEB GASB 75 EXP - OPS MGT		\$0.00	0.00%	\$0.00 0.00%
5020301201 HEALTH INSURANCE - PARATRANSIT		\$6,953.42	0.21%	\$6,953.42 0.21%
5020301202 HEALTH INSURANCE -POST RETIREMENT - PARATRANSIT		\$0.00	0.00%	\$0.00 0.00%
5020301203 HEALTH INSURANCE - OPEB DEF CONTS - PTRANSIT		\$0.00	0.00%	\$0.00 0.00%
5020301204 HEALTH INSURANCE - OPEB GASB 75 EXP - PTRANSIT		\$0.00	0.00%	\$0.00 0.00%
5020304101 HEALTH INSURANCE - VEHICLE MAINTENANCE		\$47,938.22	1.45%	\$47,938.22 1.45%
5020304102 HEALTH INSURANCE - POST RETIREMENT - VEHICLE MAINT		\$0.00	0.00%	\$0.00 0.00%
5020304103 HEALTH INSURANCE - OPEB DEF CONTS - VEHICLE MAINT		\$0.00	0.00%	\$0.00 0.00%
5020304104 HEALTH INSURANCE - OPEB GASB 75 EXP - VEHICLE MAIN		\$0.00	0.00%	\$0.00 0.00%
5020304201 HEALTH INSURANCE - NON-VEHICLE MAINTENANCE		\$23,172.44	0.70%	\$23,172.44 0.70%
5020304202 HEALTH INSURANCE - POST RETIREMENT - NON-VEH MAINT		\$0.00	0.00%	\$0.00 0.00%
5020304203 HEALTH INSURANCE - OPEB DEF CONTS - NON VEH MAINT		\$0.00	0.00%	\$0.00 0.00%
5020304204 HEALTH INSURANCE - OPEB GASB 75 EXP - NON VEH MAIN		\$0.00	0.00%	\$0.00 0.00%

# Gold Coast Transit District

## Income Statement

Division: 01 Gold Coast Transit District

As of: 1/23/2023

From Fiscal Year: 2023 Thru Fiscal Year: 2023	From Period 1 Thru Period 1	Jul-2022 Current Period	Jul-2022 Year To Date	
5020316001 HEALTH INSURANCE - ADMINISTRATION		\$33,348.89	1.01%	\$33,348.89 1.01%
5020316002 HEALTH INS - POST RETIREMENT - ADMIN		\$0.00	0.00%	\$0.00 0.00%
5020316003 HEALTH INS - RETIREES - CURRENT YEAR		\$2,831.00	0.09%	\$2,831.00 0.09%
5020316004 HEALTH INS - OPEB DEF CONTS - ADM		\$0.00	0.00%	\$0.00 0.00%
5020316005 HEALTH INS - OPEB GASB 75 EXP - ADM		\$0.00	0.00%	\$0.00 0.00%
5020316006 HEALTH INS - OPEB DEF CONTS - RET		\$0.00	0.00%	\$0.00 0.00%
5020316007 HEALTH INS - OPEB GASB 75 EXP - RET		\$0.00	0.00%	\$0.00 0.00%
5020316201 HEALTH INS - PLAN/MARKETING		\$21,801.52	0.66%	\$21,801.52 0.66%
5020316202 HEALTH INS - POST RETIREMENT - PLAN/MARKETING		\$0.00	0.00%	\$0.00 0.00%
5020316203 HEALTH INS - OPEB DEF CONTS - P&M		\$0.00	0.00%	\$0.00 0.00%
5020316204 HEALTH INS - OPEB GASB 75 EXP - P&M		\$0.00	0.00%	\$0.00 0.00%
5020316701 HEALTH INS - HUMAN RESOURCES		\$7,551.32	0.23%	\$7,551.32 0.23%
5020316702 HEALTH INS - RETIREES -HUMAN RESOURCES		\$0.00	0.00%	\$0.00 0.00%
5020316703 HEALTH INS - OPEB DEF CONTS - HR		\$0.00	0.00%	\$0.00 0.00%
5020316704 HEALTH INS - OPEB GASB 75 EXP - HR		\$0.00	0.00%	\$0.00 0.00%
5020401001 DENTAL PLANS - OPERATIONS		\$8,582.03	0.26%	\$8,582.03 0.26%
5020401101 DENTAL PLANS - OPERATIONS MGT		\$1,456.48	0.04%	\$1,456.48 0.04%
5020401201 DENTAL PLANS - PARATRANSIT		\$206.72	0.01%	\$206.72 0.01%
5020404101 DENTAL PLANS - VEHICLE MAIN		\$1,638.56	0.05%	\$1,638.56 0.05%
5020404201 DENTAL PLANS - NON-VEH MAINT		\$505.84	0.02%	\$505.84 0.02%
5020416001 DENTAL PLANS - ADMIN		\$1,753.74	0.05%	\$1,753.74 0.05%
5020416201 DENTAL PLANS - PLAN/MARKETING		\$582.89	0.02%	\$582.89 0.02%
5020416701 DENTAL PLANS - HUMAN RESOURCES		\$394.90	0.01%	\$394.90 0.01%
5020501001 LIFE INSURANCE - OPERATIONS		\$4,958.12	0.15%	\$4,958.12 0.15%
5020501101 LIFE INSURANCE -OPERATIONS MGT		\$562.89	0.02%	\$562.89 0.02%
5020501201 LIFE INSURANCE - PARATRANSIT		\$86.45	0.00%	\$86.45 0.00%
5020504101 LIFE INSURANCE - VEHICLE MAINT		\$668.17	0.02%	\$668.17 0.02%
5020504201 LIFE INSURANCE - NON-VEH MAINT		\$247.82	0.01%	\$247.82 0.01%
5020516001 LIFE INSURANCE - ADMIN		\$509.24	0.02%	\$509.24 0.02%
5020516201 LIFE INSURANCE -PLAN/MARKETING		\$199.02	0.01%	\$199.02 0.01%
5020516701 LIFE INSURANCE - HUMAN RESOURCES		\$107.53	0.00%	\$107.53 0.00%
5020701001 UNEMP INS - OPERATIONS		\$0.00	0.00%	\$0.00 0.00%
5020701101 UNEMP INS - OPERATIONS MGT		\$0.00	0.00%	\$0.00 0.00%
5020701201 UNEMP INS - PARATRANSIT		\$0.00	0.00%	\$0.00 0.00%
5020704101 UNEMP INS - VEHICLE MAINT		\$0.00	0.00%	\$0.00 0.00%
5020704201 UNEMP INS - NON-VEH MAINT		\$0.00	0.00%	\$0.00 0.00%
5020716001 UNEMP INS - ADMIN		\$0.00	0.00%	\$0.00 0.00%
5020716201 UNEMP INS -PLANNING/MARKETING		\$0.00	0.00%	\$0.00 0.00%
5020716701 UNEMP INS - HUMAN RESOURCES		\$0.00	0.00%	\$0.00 0.00%
5020801001 WORKERS COMPENSATION - OPERATIONS		\$71,011.28	2.14%	\$71,011.28 2.14%
5020801101 WORKERS COMPENSATION - OPERATIONS MANAGEMENT		\$8,453.73	0.25%	\$8,453.73 0.25%
5020801201 WORKERS COMPENSATION - PARATRANSIT		\$1,127.16	0.03%	\$1,127.16 0.03%
5020804101 WORKERS COMPENSATION - VEHICLE MAINTENANCE		\$11,835.21	0.36%	\$11,835.21 0.36%
5020804201 WORKERS COMPENSATION - NON-VEHICLE MAINTENANCE		\$5,072.23	0.15%	\$5,072.23 0.15%
5020816001 WORKERS COMPENSATION - ADMINISTRATION		\$7,326.57	0.22%	\$7,326.57 0.22%
5020816201 WORKERS COMPENSATION -PLANNING/MARKETING		\$3,945.07	0.12%	\$3,945.07 0.12%
5020816701 WORKERS COMPENSATION - HUMAN RESOURCES		\$1,690.75	0.05%	\$1,690.75 0.05%
5020901001 SICK LEAVE - OPERATIONS		\$25,005.26	0.75%	\$25,005.26 0.75%
5020901101 SICK LEAVE - OPERATIONS MANAGEMENT		\$6,664.33	0.20%	\$6,664.33 0.20%
5020901201 SICK LEAVE - PARATRANSIT		\$209.79	0.01%	\$209.79 0.01%

# Gold Coast Transit District

## Income Statement

Division: 01 Gold Coast Transit District

As of: 1/23/2023

From Fiscal Year: 2023 Thru Fiscal Year: 2023	From Period 1 Thru Period 1	Jul-2022 Current Period	Jul-2022 Year To Date	
5020904101 SICK LEAVE - VEHICLE MAINTENANCE		\$7,411.39	0.22%	\$7,411.39 0.22%
5020904201 SICK LEAVE - NON-VEHICLE MAINTENANCE		\$1,372.44	0.04%	\$1,372.44 0.04%
5020916001 SICK LEAVE - ADMINISTRATION		\$5,725.47	0.17%	\$5,725.47 0.17%
5020916201 SICK LEAVE - PLANNING/MARKETING		\$1,753.18	0.05%	\$1,753.18 0.05%
5020916701 SICK LEAVE - HUMAN RESOURCES		\$307.95	0.01%	\$307.95 0.01%
5021001001 HOLIDAY - OPERATIONS		\$21,310.96	0.64%	\$21,310.96 0.64%
5021001002 HOLIDAY - OPERATIONS (WORKED)		\$0.00	0.00%	\$0.00 0.00%
5021001101 HOLIDAY - OPERATIONS MANAGEMENT		\$3,493.67	0.11%	\$3,493.67 0.11%
5021001102 HOLIDAY - OPERATIONS MANAGEMENT (WORKED)		\$0.00	0.00%	\$0.00 0.00%
5021001201 HOLIDAY - PARATRANSIT		\$670.93	0.02%	\$670.93 0.02%
5021004101 HOLIDAY - VEHICLE MAINTENANCE		\$2,791.25	0.08%	\$2,791.25 0.08%
5021004102 HOLIDAY - VEHICLE MAINTENANCE (WORKED)		\$0.00	0.00%	\$0.00 0.00%
5021004201 HOLIDAY - NON-VEHICLE MAINTENANCE		\$1,223.44	0.04%	\$1,223.44 0.04%
5021004202 HOLIDAY -NON-VEHICLE MAINTENANCE (WORKED)		\$0.00	0.00%	\$0.00 0.00%
5021016001 HOLIDAY - ADMINISTRATION		\$4,780.95	0.14%	\$4,780.95 0.14%
5021016002 HOLIDAY - ADMINISTRATION (WORKED)		\$0.00	0.00%	\$0.00 0.00%
5021016201 HOLIDAY - PLANNING/MARKETING		\$2,086.00	0.06%	\$2,086.00 0.06%
5021016202 HOLIDAY - PLANNING/ MARKETING (WORKED)		\$0.00	0.00%	\$0.00 0.00%
5021016701 HOLIDAY - HUMAN RESOURCES		\$1,168.13	0.04%	\$1,168.13 0.04%
5021016702 HOLIDAY - HUMAN RESOURCES (WORKED)		\$0.00	0.00%	\$0.00 0.00%
5021101001 VACATION - OPERATIONS		\$53,650.07	1.62%	\$53,650.07 1.62%
5021101101 VACATION - OPERATIONS MANAGEMENT		\$18,757.90	0.57%	\$18,757.90 0.57%
5021101201 VACATION - PARATRANSIT		\$1,368.34	0.04%	\$1,368.34 0.04%
5021104101 VACATION - VEHICLE MAINTENANCE		\$11,178.09	0.34%	\$11,178.09 0.34%
5021104201 VACATION - NON-VEHICLE MAINTENANCE		\$695.52	0.02%	\$695.52 0.02%
5021116001 VACATION - ADMINISTRATION		\$12,863.16	0.39%	\$12,863.16 0.39%
5021116201 VACATION - PLANNING/MARKETING		\$7,013.35	0.21%	\$7,013.35 0.21%
5021116701 VACATION - HUMAN RESOURCES		\$1,753.02	0.05%	\$1,753.02 0.05%
5021201001 OTHER PAID ABSENCE - OPERATIONS		\$10,136.43	0.31%	\$10,136.43 0.31%
5021201101 OTHER PAID ABSENCE - OPERATIONS MANAGEMENT		\$310.14	0.01%	\$310.14 0.01%
5021201201 OTHER PAID ABSENCE - PARATRANSIT		\$0.00	0.00%	\$0.00 0.00%
5021204101 OTHER PAID ABSENCE - VEHICLE MAINTENANCE		\$3,738.56	0.11%	\$3,738.56 0.11%
5021204201 OTHER PAID ABSENCE - NON-VEHICLE MAINTENANCE		\$483.03	0.01%	\$483.03 0.01%
5021216001 OTHER PAID ABSENCE - ADMINISTRATION		\$0.00	0.00%	\$0.00 0.00%
5021216201 OTHER PAID ABSENCE -PLAN/MARKETING		\$0.00	0.00%	\$0.00 0.00%
5021216701 OTHER PAID ABSENCE - HUMAN RESOURCES		\$0.00	0.00%	\$0.00 0.00%
5021301001 UNIFORMS - OPERATIONS		\$66.05	0.00%	\$66.05 0.00%
5021301101 UNIFORMS - OPERATIONS MANAGEMENT		\$0.00	0.00%	\$0.00 0.00%
5021301201 UNIFORMS - PARATRANSIT		\$0.00	0.00%	\$0.00 0.00%
5021304101 UNIFORMS - VEHICLE MAINTENANCE		\$6,519.25	0.20%	\$6,519.25 0.20%
5021304201 UNIFORMS - NON-VEHICLE MAINTENANCE		\$4,176.98	0.13%	\$4,176.98 0.13%
5021316001 UNIFORMS - ADMINISTRATION		\$0.00	0.00%	\$0.00 0.00%
5021316201 UNIFORMS - PLANNING/MARKETING		\$0.00	0.00%	\$0.00 0.00%
5021316701 UNIFORMS - HUMAN RESOURCES		\$0.00	0.00%	\$0.00 0.00%
5021401001 OTHER FRINGE BENEFITS - OPERATIONS		\$175.21	0.01%	\$175.21 0.01%
5021401101 OTHER FRINGE BENEFITS - OPERATIONS MANAGEMENT		\$20.86	0.00%	\$20.86 0.00%
5021401201 OTHER FRINGE BENEFITS - PARATRANSIT		\$2.78	0.00%	\$2.78 0.00%
5021404101 OTHER FRINGE BENEFITS - VEHICLE MAINTENANCE		\$29.20	0.00%	\$29.20 0.00%
5021404201 OTHER FRINGE BENEFITS - NON-VEHICLE MAINTENANCE		\$12.52	0.00%	\$12.52 0.00%
5021416001 OTHER FRINGE BENEFITS - ADMINISTRATION		(\$2,345.94)	-0.07%	(\$2,345.94) -0.07%

# Gold Coast Transit District

## Income Statement

Division: 01 Gold Coast Transit District

As of: 1/23/2023

From Fiscal Year: 2023 Thru Fiscal Year: 2023	From Period 1 Thru Period 1	Jul-2022 Current Period	Jul-2022 Year To Date	
5021416201 OTHER FRINGE BENEFITS - PLANNING/MARKETING		\$9.73	0.00%	\$9.73 0.00%
5021416701 OTHER FRINGE BENEFITS - HUMAN RESOURCES		\$2.78	0.00%	\$2.78 0.00%
5021501001 O/BEN PHYS/DRUG TESTING-OPERATIONS		\$3,696.98	0.11%	\$3,696.98 0.11%
5021501101 O/BEN PHYS/DRUG TESTING-OPS MT		\$120.15	0.00%	\$120.15 0.00%
5021501201 O/BEN PHYS/DRUG TESTING-PARA		\$16.02	0.00%	\$16.02 0.00%
5021504101 O/BEN PHYS/DRUG TESTING-MAINT		\$72.09	0.00%	\$72.09 0.00%
5021504201 O/BEN PHYS/DRUG TESTING-NON-VEH MAINT		\$168.21	0.01%	\$168.21 0.01%
5021516001 O/BEN PHYS/DRUG TESTING-ADMIN		\$104.13	0.00%	\$104.13 0.00%
5021516201 O/BEN PHYS/DRUG TESTING-PLAN		\$56.07	0.00%	\$56.07 0.00%
5021516701 O/BEN PHYS/DRUG TESTING- HUMAN RES		\$24.03	0.00%	\$24.03 0.00%
5021601001 EDUCATIONAL ASSISTANCE-OPERS		\$0.00	0.00%	\$0.00 0.00%
5021601101 EDUCATIONAL ASSISTANCE-OPS MGT		\$0.00	0.00%	\$0.00 0.00%
5021601201 EDUCATIONAL ASSISTANCE-PARA		\$0.00	0.00%	\$0.00 0.00%
5021604101 EDUCATIONAL ASSISTANCE-MAINT		\$0.00	0.00%	\$0.00 0.00%
5021604201 EDUCATIONAL ASSISTANCE-NON-VEH MAINT		\$0.00	0.00%	\$0.00 0.00%
5021616001 EDUCATIONAL ASSISTANCE-ADMIN		\$0.00	0.00%	\$0.00 0.00%
5021616201 EDUCATIONAL ASSISTANCE-PLAN		\$0.00	0.00%	\$0.00 0.00%
5021616701 EDUCATIONAL ASSISTANCE - HUMAN RES		\$0.00	0.00%	\$0.00 0.00%
5021701001 FFCRA COVID - OPERATIONS		\$26,588.70	0.80%	\$26,588.70 0.80%
5021701101 FFCRA COVID - OPERATIONS MGMT		\$0.00	0.00%	\$0.00 0.00%
5021701201 FFCRA COVID - PARATRANSIT		\$0.00	0.00%	\$0.00 0.00%
5021704101 FFCRA COVID - VEHICLE MAINT		\$7,877.44	0.24%	\$7,877.44 0.24%
5021704201 FFCRA COVID - NON-VEHICLE MAINT		\$4,188.29	0.13%	\$4,188.29 0.13%
5021716001 FFCRA COVID - ADMIN		\$5,342.78	0.16%	\$5,342.78 0.16%
5021716201 FFCRA COVID - PLAN/MARKETING		\$422.04	0.01%	\$422.04 0.01%
5021716701 SALARY EXPENSE - AB94		\$381.00	0.01%	\$381.00 0.01%
5021801001 EFMLA COVID - OPERATIONS		\$5,578.89	0.17%	\$5,578.89 0.17%
5021801101 EFMLA COVID - OPERATIONS MGMT		\$1,433.98	0.04%	\$1,433.98 0.04%
5021801201 EFMLA COVID - PARATRANSIT		\$0.00	0.00%	\$0.00 0.00%
5021804101 EFMLA COVID - VEHICLE MAINT		\$55.87	0.00%	\$55.87 0.00%
5021804201 EFMLA COVID - NON-VEHICLE MAINT		\$758.44	0.02%	\$758.44 0.02%
5021816001 EFMLA COVID - ADMIN		\$0.00	0.00%	\$0.00 0.00%
5021816201 EFMLA COVID - PLAN/MARKETING		\$0.00	0.00%	\$0.00 0.00%
5021901001 SB95 - COVID - OPERATIONS		\$0.00	0.00%	\$0.00 0.00%
5021901101 SB95 - COVID - OPERATIONS MGMT		\$0.00	0.00%	\$0.00 0.00%
5021901201 SB95 - COVID - PARATRANSIT		\$0.00	0.00%	\$0.00 0.00%
5021904101 SB95 - COVID - MAINT		\$0.00	0.00%	\$0.00 0.00%
5021904201 SB95 - COVID - NON-VEH MAINT		\$0.00	0.00%	\$0.00 0.00%
5021916001 SB95 - COVID - ADMIN		\$0.00	0.00%	\$0.00 0.00%
5021916201 SB95 - COVID - PLAN & MKTG		\$0.00	0.00%	\$0.00 0.00%
5022001001 REFERRAL BONUS - OPERATIONS		\$0.00	0.00%	\$0.00 0.00%
5023001001 AB94 COVID - OPERATIONS		\$0.00	0.00%	\$0.00 0.00%
5023001101 AB94 COVID - OPERATIONS MGMT		\$0.00	0.00%	\$0.00 0.00%
5023001201 AB94 COVID - PARATRANSIT		\$0.00	0.00%	\$0.00 0.00%
5023004101 AB94 COVID - MAINTENANCE		\$0.00	0.00%	\$0.00 0.00%
5023004201 AB94 COVID - NON VEHICLE MAINTENANCE		\$0.00	0.00%	\$0.00 0.00%
5023016001 AB94 COVID - ADMINISTRATION		\$0.00	0.00%	\$0.00 0.00%
5023016201 AB94 COVID - PLANNING.MARKETING		\$0.00	0.00%	\$0.00 0.00%
5023016701 AB94 COVID - HUMAN RESOURCES		\$0.00	0.00%	\$0.00 0.00%
5024001001 PANDEMIC PAY - OPERATIONS		\$0.00	0.00%	\$0.00 0.00%
5024001101 PANDEMIC PAY - OPERATIONS MANAGEMENT		\$0.00	0.00%	\$0.00 0.00%
5024004101 PANDEMIC PAY - VEHICLE MAINTENANCE		\$0.00	0.00%	\$0.00 0.00%
5024004201 PANDEMIC PAY - NON VEHICLE MAINTENANCE		\$0.00	0.00%	\$0.00 0.00%

# Gold Coast Transit District

## Income Statement

Division: 01 Gold Coast Transit District

As of: 1/23/2023

From Fiscal Year: 2023 Thru Fiscal Year: 2023	From Period 1 Thru Period 1	Jul-2022 Current Period	Jul-2022 Year To Date	
5029900001 TOTAL FRINGE BENEFITS		\$1,329,567.49	40.10%	\$1,329,567.49 40.10%
5030000001 SERVICES				
5030116001 LEGAL		\$32,515.57	0.98%	\$32,515.57 0.98%
5030216001 AUDIT		\$0.00	0.00%	\$0.00 0.00%
5030301001 CONT MAINT SERV - OPERATIONS		\$0.00	0.00%	\$0.00 0.00%
5030301002 CONT MAINT SERV - OPS - CAP GRANTS		\$0.00	0.00%	\$0.00 0.00%
5030301201 CONT MAINT SERV - PARATRANSIT		\$1,809.07	0.05%	\$1,809.07 0.05%
5030301202 CONT MAINT SERV - PARA - CAP GRANTS		\$0.00	0.00%	\$0.00 0.00%
5030304101 CONT MAINT SERV-VEHICLE MAINT		(\$1,766.40)	-0.05%	(\$1,766.40) -0.05%
5030304102 CONT MAINT SERV - VEH MAINT - CAP GRANTS		\$0.00	0.00%	\$0.00 0.00%
5030304201 CONT MAINT SERV-NON-VEH MAINT		\$10,914.12	0.33%	\$10,914.12 0.33%
5030304202 CONT MAINT SERV - NON VEH MAINT - CAP GRANTS		\$0.00	0.00%	\$0.00 0.00%
5030316001 CONT MAINT SERV - ADMIN		\$351.19	0.01%	\$351.19 0.01%
5030316002 CONT MAINT SERV - ADMIN - CAP GRANTS		\$0.00	0.00%	\$0.00 0.00%
5030316011 CONT MAINT SERV - IT		\$12,513.91	0.38%	\$12,513.91 0.38%
5030316012 CONT MAINT SERV - HR - CAP GRANTS		\$0.00	0.00%	\$0.00 0.00%
5030316201 CONT MAINT SERV - PLAN/MRKTG		\$150.00	0.00%	\$150.00 0.00%
5030316202 CONT MAINT SERV - PLAN/MRKTG - CAP GRANTS		\$0.00	0.00%	\$0.00 0.00%
5030316701 CONT MAINT SERV - HUMAN RESOURCES		\$0.00	0.00%	\$0.00 0.00%
5030316712 CONT MAINT SERV - IT- CAPITAL GRANTS		\$0.00	0.00%	\$0.00 0.00%
5030401001 O/PROF SERV - OPERATIONS		\$0.00	0.00%	\$0.00 0.00%
5030401101 O/PROF SERVICES - OPER MGMT		\$0.00	0.00%	\$0.00 0.00%
5030401201 O/PROF SERV - PARATRANSIT		\$0.00	0.00%	\$0.00 0.00%
5030404101 O/PROF SERV - VEHICLE MAINT		\$0.00	0.00%	\$0.00 0.00%
5030404201 O/PROF SERV - NON VEH MAINT		\$0.00	0.00%	\$0.00 0.00%
5030416001 O/PROF SERV - ADMIN		\$37,898.59	1.14%	\$37,898.59 1.14%
5030416201 O/PROF SERVICES - PLAN & MKTG		\$0.00	0.00%	\$0.00 0.00%
5030416701 O/PROF SERV - HUMAN RESOURCES		\$0.00	0.00%	\$0.00 0.00%
5030501201 TEMPORARY HELP - PARATRANSIT		\$0.00	0.00%	\$0.00 0.00%
5030504101 TEMPORARY HELP - VEHICLE MAINT		\$0.00	0.00%	\$0.00 0.00%
5030504201 TEMPORARY HELP - NON-VEH MAINT		\$2,442.08	0.07%	\$2,442.08 0.07%
5030516001 TEMPORARY HELP - ADMIN		\$4,590.44	0.14%	\$4,590.44 0.14%
5030516201 TEMPORARY HELP - PLNG/MRKTG		\$0.00	0.00%	\$0.00 0.00%
5030516701 TEMPORARY HELP - HUMAN RESOURCES		\$0.00	0.00%	\$0.00 0.00%
5030604201 SECURITY SERV - VEHICLE MAINT		\$21,687.56	0.65%	\$21,687.56 0.65%
5030701001 ADA PARATRANSIT SERVICES		\$187,920.42	5.67%	\$187,920.42 5.67%
5030701201 ADA SERVICES - PARATRANSIT		\$0.00	0.00%	\$0.00 0.00%
5030702001 ADA PARATRANSIT CONTINGENCY		\$0.00	0.00%	\$0.00 0.00%
5030704201 CNG STATION EXPENSE		\$1,777.60	0.05%	\$1,777.60 0.05%
5030704202 CNG STATION - CAPITAL GRANTS		\$0.00	0.00%	\$0.00 0.00%
5035016001 ADVERTISING AND PROMOTION FEES		\$0.00	0.00%	\$0.00 0.00%
5039900001 TOTAL SERVICES		\$312,804.15	9.43%	\$312,804.15 9.43%
5040000001 MATERIALS AND SUPPLIES				
5040101002 FUEL/LUBE - OPS CNG VEH		\$98,182.80	2.96%	\$98,182.80 2.96%
5040101201 FUEL/LUBE - PARATRANSIT		\$859.21	0.03%	\$859.21 0.03%
5040101202 FUEL/LUBE-PARATRANSIT CNG VEH		\$6,701.93	0.20%	\$6,701.93 0.20%
5040104101 FUELS/LUBRICANTS-VEHICLE MAINT		\$919.49	0.03%	\$919.49 0.03%
5040104102 FUEL/LUBE CNG-VEHICLE MAINT		\$0.00	0.00%	\$0.00 0.00%
5040201001 TIRES/TUBES - OPERATIONS		\$1,076.18	0.03%	\$1,076.18 0.03%
5040204101 TIRES/TUBES - VEHICLE MAINT		\$0.00	0.00%	\$0.00 0.00%
5040301201 GASOLINE - PARATRANSIT		\$0.00	0.00%	\$0.00 0.00%

# Gold Coast Transit District

## Income Statement

Division: 01 Gold Coast Transit District

As of: 1/23/2023

From Fiscal Year: 2023 Thru Fiscal Year: 2023	From Period 1 Thru Period 1	Jul-2022 Current Period	Jul-2022 Year To Date	
5040304101 GASOLINE - VEHICLE MAINT		\$0.00	0.00%	\$0.00 0.00%
5040404101 REPAIR PARTS - VEHICLE MAINT		\$50,405.85	1.52%	\$50,405.85 1.52%
5040404102 REPAIR PARTS - VEHICLE MAINT - GRANTS		\$0.00	0.00%	\$0.00 0.00%
5040404201 REPAIR PARTS - FACILITY MAINT		\$0.00	0.00%	\$0.00 0.00%
5040404301 REPAIR PARTS - OBSOLETE PARTS		\$0.00	0.00%	\$0.00 0.00%
5040504101 O/REPAIR PARTS - VEHICLE MAINT		\$0.00	0.00%	\$0.00 0.00%
5040604101 OTHER SHOP MATLS-VEHICLE MAINT		\$7,781.63	0.23%	\$7,781.63 0.23%
5040704101 TOOL ALLOWANCE - VEHICLE MAINT		\$8,000.00	0.24%	\$8,000.00 0.24%
5040704201 TOOL ALLOWANCE - NON-VEH MAINT		\$0.00	0.00%	\$0.00 0.00%
5040804101 WARRANTY RECOVERY-VEHICLE MAIN		(\$1,015.00)	-0.03%	(\$1,015.00) -0.03%
5040901001 TELEPHONE - OPERATIONS		\$337.98	0.01%	\$337.98 0.01%
5040901101 TELEPHONE - OPERATIONS MGT		\$311.58	0.01%	\$311.58 0.01%
5040901201 TELEPHONE - PARATRANSIT		\$103.86	0.00%	\$103.86 0.00%
5040904101 TELEPHONE - VEHICLE MAINT		\$263.86	0.01%	\$263.86 0.01%
5040916001 TELEPHONE - ADMIN		\$2,312.95	0.07%	\$2,312.95 0.07%
5040916201 TELEPHONE-PLANNING & MARKETING		\$311.58	0.01%	\$311.58 0.01%
5040916701 TELEPHONE - HUMAN RESOURCES		\$276.96	0.01%	\$276.96 0.01%
5041016001 OFFICE SUPPLIES - ADMIN		\$2,327.92	0.07%	\$2,327.92 0.07%
5041116001 COPIER COSTS		\$216.31	0.01%	\$216.31 0.01%
5041216001 POSTAGE		\$845.85	0.03%	\$845.85 0.03%
5042001001 O/MAT & SUPPLIES - OPERATIONS		\$2,365.46	0.07%	\$2,365.46 0.07%
5042001002 O/MAT & SUPPLIES - OPS- CAP GRANTS		\$0.00	0.00%	\$0.00 0.00%
5042001201 O/MAT & SUPPLIES - PARATRANSIT		\$0.00	0.00%	\$0.00 0.00%
5042001202 O/MAT & SUPPLIES - PARA - CAP GRANTS		\$0.00	0.00%	\$0.00 0.00%
5042004101 O/MAT & SUPPLIES-VEHICLE-MAINT		\$5,048.75	0.15%	\$5,048.75 0.15%
5042004102 O/MAT & SUPPLIES - VEH MAINT- CAP GRANTS		\$0.00	0.00%	\$0.00 0.00%
5042004201 O/MAT & SUPPLIES-NON-VEH MAINT		\$8,964.98	0.27%	\$8,964.98 0.27%
5042004202 O/MAT & SUPPLIES - NON VEH MAINT- CAP GRANTS		\$0.00	0.00%	\$0.00 0.00%
5042016001 O/MAT & SUPPLIES - ADMIN		\$3,305.96	0.10%	\$3,305.96 0.10%
5042016002 O/MAT & SUPPLIES - ADMIN- CAP GRANTS		\$0.00	0.00%	\$0.00 0.00%
5042016003 O/MAT & SUPPLIES - SUSPENSE ACCOUNT		\$0.00	0.00%	\$0.00 0.00%
5042016011 O/MAT & SUPPLIES - IT		\$9,792.97	0.30%	\$9,792.97 0.30%
5042016021 O/MAT & SUPPLIES - IT - CAPITAL GRANTS		\$0.00	0.00%	\$0.00 0.00%
5042016201 O/MAT & SUPPLIES - PLAN/MRKTG		\$3,635.30	0.11%	\$3,635.30 0.11%
5042016202 O/MAT & SUPPLIES - PLAN/MRKTG- CAP GRANTS		\$0.00	0.00%	\$0.00 0.00%
5042016701 O/MAT & SUPPLIES - HUMAN RESOURCES		\$7,296.00	0.22%	\$7,296.00 0.22%
5042016702 O/MAT & SUPPLIES - HR - CAPITAL GRANTS		\$0.00	0.00%	\$0.00 0.00%
5043001001 TICKETS/SCHEDLS - OPERATIONS		\$11,872.02	0.36%	\$11,872.02 0.36%
5043001002 TICKETS/SCHEDLS - OPERATIONS - CAP GRANTS		\$0.00	0.00%	\$0.00 0.00%
5043001201 TICKETS/SCHEDLS - PARATRANSIT		\$14,812.12	0.45%	\$14,812.12 0.45%
5044016001 PLANNING PROJECTS		\$0.00	0.00%	\$0.00 0.00%
5045016001 DISCOUNTS		\$0.00	0.00%	\$0.00 0.00%
5045116001 OTHER FINANCE FEES/CHARGES		\$0.00	0.00%	\$0.00 0.00%
5046016001 SUB-GRANTEE/PASS THROUGH PROJ.		\$0.00	0.00%	\$0.00 0.00%
5047016001 SECTION 18 - CITY OF OJAI		\$0.00	0.00%	\$0.00 0.00%
5049900001 TOTAL MATERIALS AND SUPPLIES		\$247,314.50	7.46%	\$247,314.50 7.46%
5050000001 UTILITIES				
5050101002 ELECTRICITY - CNG STATION		\$27,004.47	0.81%	\$27,004.47 0.81%
5050104201 ELECTRIC - NON-VEH MAINT		\$0.00	0.00%	\$0.00 0.00%
5050204201 GAS - NON-VEH MAINT		\$601.23	0.02%	\$601.23 0.02%
5050304201 WATER - NON-VEH MAINT		\$5,236.44	0.16%	\$5,236.44 0.16%
5050404201 SEWER - NON-VEH MAINT		\$452.31	0.01%	\$452.31 0.01%

# Gold Coast Transit District

## Income Statement

Division: 01 Gold Coast Transit District

As of: 1/23/2023

From Fiscal Year: 2023 Thru Fiscal Year: 2023	From Period 1 Thru Period 1	Jul-2022 Current Period	Jul-2022 Year To Date	
5050504201 REFUSE - NON-VEH MAINT		\$2,049.92	0.06%	\$2,049.92 0.06%
5059900001 TOTAL UTILITIES		\$35,344.37	1.07%	\$35,344.37 1.07%
5060000001 CASUALTY AND LIABILITY COSTS				
5060116001 PUBLIC LIABILITY DAMAGE PREM		\$0.00	0.00%	\$0.00 0.00%
5060116002 PARATRANSIT INSURANCE EXPENSE		\$0.00	0.00%	\$0.00 0.00%
5060216001 OTHER INSURANCE EXPENSE		\$23,480.60	0.71%	\$23,480.60 0.71%
5060316001 SAFETY PROGRAM EXPENSE - ADMIN		\$0.00	0.00%	\$0.00 0.00%
5060316701 SAFETY PROGRAM EXPENSE - HR		\$0.00	0.00%	\$0.00 0.00%
5060416001 CLAIMS EXPENSE		\$4,863.96	0.15%	\$4,863.96 0.15%
5060516001 ROADEO/SAFETY PROGRAM		\$0.00	0.00%	\$0.00 0.00%
5061016001 RECOVERY OF LOSSES		\$0.00	0.00%	\$0.00 0.00%
5061016101 LOSSES FROM ASSET WRITE OFFS		\$0.00	0.00%	\$0.00 0.00%
5069916001 TOTAL CASUALTY AND LIABILITY		\$28,344.56	0.85%	\$28,344.56 0.85%
5070000001 FUEL TAXES				
5070101001 FUEL TAXES		\$0.00	0.00%	\$0.00 0.00%
5070101201 FUEL TAXES - PARATRANSIT		\$0.00	0.00%	\$0.00 0.00%
5079900001 TOTAL FUEL TAXES		\$0.00	0.00%	\$0.00 0.00%
5090000001 MISCELLANEOUS EXPENSE				
5090116001 DUES AND SUBSCRIPTIONS		\$27,114.95	0.82%	\$27,114.95 0.82%
5090201002 TRAVEL AND MEETINGS - OPERATIONS		\$0.00	0.00%	\$0.00 0.00%
5090201102 TRAVEL AND MEETINGS - OPS MGMT		\$3,580.58	0.11%	\$3,580.58 0.11%
5090201202 TRAVEL AND MEETINGS - PARATRANSIT		\$1,120.00	0.03%	\$1,120.00 0.03%
5090204102 TRAVEL AND MEETINGS - VEH MAINT		\$2,001.03	0.06%	\$2,001.03 0.06%
5090204202 TRAVEL AND MEETINGS - NON-VEH MAINT		\$0.00	0.00%	\$0.00 0.00%
5090216002 TRAVEL AND MEETINGS - ADMIN		\$0.00	0.00%	\$0.00 0.00%
5090216202 TRAVEL AND MEETINGS - PLAN AND MARTKNG		\$0.00	0.00%	\$0.00 0.00%
5090216702 TRAVEL AND MEETINGS - HUMAN RESOURCES		\$0.00	0.00%	\$0.00 0.00%
5090304201 ENVIRONMENTAL FEES		\$5,182.00	0.16%	\$5,182.00 0.16%
5090316001 OFFICERS AND DIRECTORS EXPENSE		\$446.34	0.01%	\$446.34 0.01%
5090416701 EMPLOYEE EVENTS - HUMAN RESOURCES		\$1,924.44	0.06%	\$1,924.44 0.06%
5090501001 TRAINING - OPERATIONS		\$52.44	0.00%	\$52.44 0.00%
5090501101 TRAINING - OPERATIONS MGT		\$0.00	0.00%	\$0.00 0.00%
5090501201 TRAINING - PARATRANSIT		\$0.00	0.00%	\$0.00 0.00%
5090504101 TRAINING - VEHICLE MAINT		\$590.61	0.02%	\$590.61 0.02%
5090504201 TRAINING NON VEH MAINT		\$0.00	0.00%	\$0.00 0.00%
5090516001 TRAINING - ADMIN		\$0.00	0.00%	\$0.00 0.00%
5090516201 TRAINING - PLANNING/MARKETING		\$0.00	0.00%	\$0.00 0.00%
5090516701 TRAINING - HUMAN RESOURCES		\$0.00	0.00%	\$0.00 0.00%
5090601201 ADVT/PROMOTIONS - PARATRANSIT		\$0.00	0.00%	\$0.00 0.00%
5090601202 ADVT/PROMOTIONS - PARA - CAP GRANTS		\$0.00	0.00%	\$0.00 0.00%
5090616001 ADVT/PROMOTIONS - ADMIN		\$0.00	0.00%	\$0.00 0.00%
5090616201 ADVT/PROMOTIONS-PLAN MARKETING		\$8,904.57	0.27%	\$8,904.57 0.27%
5090616202 ADVT/PROMOTIONS - PLAN/MRKTG - CAP GRANTS		\$0.00	0.00%	\$0.00 0.00%
5090616204 ADVT/PROMOTIONS-P/M BUS ADV		\$0.00	0.00%	\$0.00 0.00%
5090616205 ADVT/PROMOTIONS-P/M TOKEN TRANSIT		\$0.00	0.00%	\$0.00 0.00%
5090616701 ADVT/PROMOTIONS - HUMAN RESOURCES		\$0.00	0.00%	\$0.00 0.00%
5090700001 BAD DEBTS EXPENSE		\$0.00	0.00%	\$0.00 0.00%
5090716001 LEGAL ADVERTISING		\$0.00	0.00%	\$0.00 0.00%
5090816001 CASH OVER/SHORT		\$0.00	0.00%	\$0.00 0.00%
5090916001 REFUNDS		\$30.00	0.00%	\$30.00 0.00%

# Gold Coast Transit District

## Income Statement

Division: 01 Gold Coast Transit District

As of: 1/23/2023

From Fiscal Year: 2023 Thru Fiscal Year: 2023	From Period 1 Thru Period 1	Jul-2022 Current Period	Jul-2022 Year To Date	
5092016001 NONCAPITAL EQUIPMENT		\$0.00	0.00%	\$0.00 0.00%
5092016002 NONCAPITAL EQUIPMENT - CAP GRANTS		\$0.00	0.00%	\$0.00 0.00%
5092016011 NONCAPITAL EQUIPMENT - I.T.		\$0.00	0.00%	\$0.00 0.00%
5099900001 TOTAL MISCELLANEOUS EXPENSE		\$50,946.96	1.54%	\$50,946.96 1.54%
5110000001 INTEREST EXPENSE				
5110110001 INTEREST EXPENSE-LONG TERM		\$0.00	0.00%	\$0.00 0.00%
5110210001 INTEREST EXPENSE-SHORT TERM		\$846.00	0.03%	\$846.00 0.03%
5119900001 TOTAL INTEREST EXPENSE		\$846.00	0.03%	\$846.00 0.03%
5120000001 LEASES				
5120016001 LEASE - OXNARD TRANS CENTER		\$2,074.84	0.06%	\$2,074.84 0.06%
5120916001 TOTAL LEASES		\$2,074.84	0.06%	\$2,074.84 0.06%
5130000001 TANGIBLE DEPN AND AMORTIZATION				
5130116001 BUILDING		\$0.00	0.00%	\$0.00 0.00%
5130216001 REVENUE VEHICLES		\$22,862.84	0.69%	\$22,862.84 0.69%
5130316001 OTHER VEHICLES		\$0.00	0.00%	\$0.00 0.00%
5130416001 MAINTENANCE SHOP EQUIPMENT		\$0.00	0.00%	\$0.00 0.00%
5130516001 OFFICE EQUIPMENT		\$0.00	0.00%	\$0.00 0.00%
5130616001 OTHER EQUIPMENT		\$0.00	0.00%	\$0.00 0.00%
5130716001 OTC LEASEHOLD IMPROVEMENTS		\$0.00	0.00%	\$0.00 0.00%
5130916001 TOTAL TRANSIT DEPN & AMORT		\$22,862.84	0.69%	\$22,862.84 0.69%
5131000001 PARATRANSIT DEPRECIATION & AMORT				
5131216001 PARATRANSIT REVENUE VEHICLES		\$0.00	0.00%	\$0.00 0.00%
5131516001 PARATRANSIT OFFICE EQUIPMENT		\$0.00	0.00%	\$0.00 0.00%
5131616001 PARATRANSIT OTHER EQUIPMENT		\$0.00	0.00%	\$0.00 0.00%
5131916001 TOTAL PARA DEPN & AMORT.		\$0.00	0.00%	\$0.00 0.00%
5132000001 INTANGIBLE ASSETS DEPN & AMORT				
5132900001 OTHER INTANGIBLE ASSETS		\$0.00	0.00%	\$0.00 0.00%
5132916001 TOTAL INT'BLE ASSETS DEPN & AMORT		\$0.00	0.00%	\$0.00 0.00%
5164100001 MISCELLANEOUS FEES				
5164116001 CREDIT CARD FEES		\$463.06	0.01%	\$463.06 0.01%
5164116002 TOKEN TRANSIT FEES		\$0.00	0.00%	\$0.00 0.00%
5164916001 TOTAL MISCELLANEOUS FEES		\$463.06	0.01%	\$463.06 0.01%
5170000001 DEBT SERVICE EXPENSE				
5170110001 SERIES 2017 - COPS - INT EXP		\$0.00	0.00%	\$0.00 0.00%
5170120001 SERIES 2017 - COPS - PREM AMORT		\$0.00	0.00%	\$0.00 0.00%
5170130001 SERIES 2017 - COPS - COST OF ISS		\$0.00	0.00%	\$0.00 0.00%
5179900001 TOTAL DEBT SERVICE EXPENSE		\$0.00	0.00%	\$0.00 0.00%
5180000001 FEMA EXPENSE				
5180101001 FEMA OPERATIONS DEPT 10		\$0.00	0.00%	\$0.00 0.00%
5180101101 FEMA OPERATIONS MGMT DEPT 11		\$0.00	0.00%	\$0.00 0.00%
5180101201 FEMA PARATRANSIT DEPT 12		\$0.00	0.00%	\$0.00 0.00%
5180104101 FEMA MAINT DEPT 41		\$0.00	0.00%	\$0.00 0.00%
5180104201 FEMA MAINT DEPT 42		\$0.00	0.00%	\$0.00 0.00%
5180116001 FEMA ADMIN DEPT 160		\$0.00	0.00%	\$0.00 0.00%
5180116201 FEMA PLANNING/MKTG DEPT 162		\$0.00	0.00%	\$0.00 0.00%



# Gold Coast Transit District

## Income Statement

Division: 01 Gold Coast Transit District

As of: 1/23/2023

From Fiscal Year: 2023 Thru Fiscal Year: 2023	From Period 1 Thru Period 1	Jul-2022 Current Period		Jul-2022 Year To Date	
5180116701 FEMA HUMAN RESOURCES DEPT 167		\$0.00	0.00%	\$0.00	0.00%
5189900001 TOTAL FEMA EXPENSE		\$0.00	0.00%	\$0.00	0.00%
5200000001 CONTINGENCY					
5200999001 TOTAL CONTINGENCY		\$0.00	0.00%	\$0.00	0.00%
5201160001 OPERATING CONTINGENCY		\$0.00	0.00%	\$0.00	0.00%
5500000001 TOTAL EXPENSES		\$3,315,651.27	100.00%	\$3,315,651.27	100.00%
6000000001 PROFIT/LOSS		(\$3,121,730.87)	-94.15%	(\$3,121,730.87)	-94.15%

**Gold Coast Transit District  
Schedule of Money Transfers  
For the Month of July 2022**

<b>Date</b>	<b>Description</b>	<b>Accounts</b>		<b>Amount</b>
		<b>From</b>	<b>To</b>	
7/7/2022	Transfer for AP Chk Run	UB Money Market 2	UB General Account	2,360,282.92
7/13/2022	Transfer for AP Chk Run & Payroll 7/15/2022	UB Money Market 2	UB General Account	833,444.21
7/20/2022	Transfer for AP Chk Run	UB Money Market 2	UB General Account	985,189.18
7/28/2022	Transfer for AP Chk Run & Payroll 7/29/2022	UB Money Market 2	UB General Account	659,384.73
				<u>4,838,301.04</u>

**Gold Coast Transit District  
Payroll Information**

<b>Pay Date</b>	<b>Period End</b>	<b>Gross Earnings</b>	<b>Net Pay</b>	<b>Payroll Tax</b>	<b>Non-tax Deductions</b>
1-Jul-22	25-Jun-22	\$ 493,994.68	\$ 353,347.29	\$ 7,044.01	\$ 80,225.67
15-Jul-22	9-Jul-22	\$ 526,504.80	\$ 379,271.10	\$ 7,496.51	\$ 81,035.06
29-Jul-22	23-Jul-22	\$ 532,027.45	\$ 383,273.97	\$ 7,575.58	\$ 80,842.80
		<b>\$ 1,552,526.93</b>	<b>\$ 1,115,892.36</b>	<b>\$ 22,116.10</b>	<b>\$ 242,103.53</b>



**DATE** February 1, 2023 **Item #4c**

**TO** GCTD Board of Directors

**FROM** Dawn Perkins, Director of Finance *dp*

**SUBJECT** **Consider Approval of Financial Statements & Schedule of Money Transfers for August 2022**

---

Attached for the Board's approval is a copy of GCTD's Financial Statements and Schedule of Money Transfers covering the period ending August 31, 2022.

Attachments

**GENERAL MANAGER'S CONCURRENCE**



---

Vanessa Rauschenberger  
General Manager

**GOLD COAST TRANSIT DISTRICT**

# Gold Coast Transit District

## Balance Sheet

Division: 01 Gold Coast Transit District

As of: 1/23/2023

Fiscal Year: 2023    Period: 2    Aug-2022

### 1000000001 ASSETS

#### 1010000001 CASH

1010120001 CASH UNION BANK GENERAL	(\$2,479,788.16)	
1010220001 CASH UNION BANK PAYROLL	\$145,831.21	
1010500001 CASH SPECIAL DEPOSITS, OTHER	\$0.00	
1010610001 CASH UNION BANK MONEY MARKET 2	\$6,107,454.28	
1011200001 CASH ADMINISTRATION - PETTY CASH	\$500.00	
1011300001 CASH ON HAND	\$175.00	
1012000001 CASH CERTIFICATE OF DEPOSIT	\$0.00	
1013000001 CASH STATE AGENCY INVESTMENT	\$101,141.96	
1013100001 MARKET VALUATION OF STATE AGENCY INVESTMENT	\$1,317.29	
1019900001 TOTAL CASH		\$3,876,631.58

#### 1020000001 ACCOUNTS RECEIVABLE

1020100001 ACCOUNTS RECEIVABLE TRADE	\$107,959.25	
1020200001 INTEREST RECEIVABLE	\$81.54	
1020210001 INTEREST RECEIVABLE - RESTRICTED ACCOUNTS	\$2,746.10	
1020210002 INTEREST RECEIVABLE - STA	\$45.00	
1020210003 INTEREST RECEIVABLE - SGR	\$10.00	
1020300001 RECEIVABLE OTHER	\$3,016,855.73	
1020400001 RECEIVABLE STATE	\$0.00	
1021000001 RECEIVABLE FEDERAL CAP/PLAN.	\$0.00	
1021100001 RECEIVABLE FEDERAL OPERATIONS	\$2,630,205.00	
1022000001 RECEIVABLE STATE CAPITAL	\$0.00	
1023000001 RECEIVABLE OTHER GOVERNMENT AGENCIES	\$49,641.28	
1029900001 TOTAL ACCOUNTS RECEIVABLE		\$5,807,543.90

#### 1030000001 INVENTORY

1031000001 MATERIALS/SUPPLIES INVENTORY	\$663,251.35	
1031000002 MATERIALS/SUPPLIES INVENTORY - GRANTS	\$0.00	
1031000003 MAT/SUPPLIES CNG STATION - GRANTS	\$0.00	
1031100001 MATERIALS/SUP INVTRY - CNG STATION	\$11,357.96	
1032100001 OIL INVENTORY	\$0.00	
1032200001 LUBE OILS INVENTORY	\$146,304.10	
1032300001 SYNTHETIC TRANS OIL INVENTORY	\$0.00	
1033000001 TIRE INVENTORY	\$19,245.91	
1033100001 EQUIPMENT INVENTORY	\$0.00	
1034000001 OTHER	\$0.00	
1035000001 ALLOWANCE INVENTORY DISPOSITION	\$0.00	
1039900001 TOTAL INVENTORY		\$840,159.32

#### 1040000001 OTHER CURRENT ASSETS

1040100001 OTHER CURRENT ASSETS	\$0.00	
1040500001 ADVANCES	\$0.00	
1049900001 TOTAL OTHER CURRENT ASSETS		\$0.00

#### 1050000001 WORK IN PROCESS

1050200001 WORK IN PROCESS - CAP PROJECTS	\$4,636.08	
1050210001 WORK IN PROCESS - NEW FACILITY	\$10.00	
1050211001 WORK IN PROCESS - NEW FAC, LANDSCAPE & GROUND	\$0.00	
1050212001 WORK IN PROCESS - NEW FAC - COP's INTEREST	\$5,272.00	
1050240001 WORK IN PROC - NEW BUSES	\$33,660.90	

# Gold Coast Transit District

## Balance Sheet

Division: 01 Gold Coast Transit District

As of: 1/23/2023

Fiscal Year: 2023    Period: 2    Aug-2022

1050240101	WORK IN PROC - FRB - PROJECTS	\$0.00	
1050240111	WORK IN PROC - FRB - REPOWER NF BUSES	\$0.00	
1050240121	WORK IN PROC ESS- FRB - REBUILD ENGINES	\$0.00	
1050241001	WORK IN PROCESS - PARATRANSIT BUSES	\$0.00	
1050242001	WORK IN PROCESS-VOICE ANNUNCIATOR	\$0.00	
1059900001	TOTAL WORK IN PROCESS		\$43,578.98
1110000001	TANGIBLE TRANSIT PROPERTY		
1110100001	LAND	\$300,298.43	
1110110001	LAND - NEW FACILITY	\$8,680,763.00	
1110200001	BUILDING	\$0.00	
1110210001	BUILDING - NEW FACILITY	\$43,543,693.83	
1110300001	REVENUE VEHICLES	\$34,565,920.52	
1110400001	OTHER VEHICLES	\$680,455.97	
1110500001	MAINTENANCE EQUIPMENT	\$1,342,647.75	
1110600001	OFFICE EQUIPMENT	\$1,107,602.81	
1110700001	OTHER EQUIPMENT	\$2,764,008.26	
1110800001	OTC LEASEHOLD IMPROVEMENTS	\$276,130.51	
1114000001	TOTAL TANGIBLE TRANSIT PROPERTY		\$93,261,521.08
1115200001	ACCUMULATED DEPRECIATION-BUILDING	\$0.00	
1115200101	ACCUMULATED DEPRECIATION-FEDERAL	(\$1,455,140.13)	
1115200111	ACCUMULATED DEPRECIATION-STATE	(\$435,762.35)	
1115200201	ACCUMULATED DEPRECIATION-LOCAL	\$645.81	
1115200301	ACCUMULATED DEPRECIATION-OPERATOR	(\$79.04)	
1115300001	ACCUMULATED DEPRECIATION-REVENUE VEHICLES	\$0.00	
1115300101	ACCUMULATED DEPRECIATION-FEDERAL	(\$17,520,862.28)	
1115300111	ACCUMULATED DEPRECIATION-STATE	(\$2,103,831.53)	
1115300201	ACCUMULATED DEPRECIATION-LOCAL	(\$1,599,368.56)	
1115300301	ACCUMULATED DEPRECIATION-OPERATOR	(\$11,540.73)	
1115400001	ACCUMULATED DEPRECIATION-OTHER VEHICLES	\$0.00	
1115400101	ACCUMULATED DEPRECIATION-FEDERAL	(\$355,331.05)	
1115400111	ACCUMULATED DEPRECIATION-STATE	\$0.00	
1115400201	ACCUMULATED DEPRECIATION-LOCAL	(\$70,729.89)	
1115400301	ACCUMULATED DEPRECIATION-OPERATOR	\$0.00	
1115500001	ACCUMULATED DEPRECIATION-MAINTENANCE EQUIP	\$0.00	
1115500101	ACCUMULATED DEPRECIATION-FEDERAL	(\$191,303.78)	
1115500111	ACCUMULATED DEPRECIATION-STATE	(\$87,152.68)	
1115500201	ACCUMULATED DEPRECIATION-LOCAL	(\$18,166.61)	
1115500301	ACCUMULATED DEPRECIATION-OPERATOR	\$0.00	
1115600001	ACCUMULATED DEPRECIATION-OFFICE EQUIPMENT	\$0.00	
1115600101	ACCUMULATED DEPRECIATION-FEDERAL	(\$698,562.07)	
1115600111	ACCUMULATED DEPRECIATION-STATE	(\$183,786.89)	
1115600201	ACCUMULATED DEPRECIATION-LOCAL	(\$111,789.57)	
1115600301	ACCUMULATED DEPRECIATION-OPERATOR	\$0.00	
1115700001	ACCUMULATED DEPRECIATION-OTHER EQUIPMENT	\$0.00	
1115700101	ACCUMULATED DEPRECIATION-FEDERAL	(\$1,237,570.96)	
1115700111	ACCUMULATED DEPRECIATION-STATE	(\$113,052.26)	
1115700201	ACCUMULATED DEPRECIATION-LOCAL	(\$39,999.80)	
1115700301	ACCUMULATED DEPRECIATION-OPERATOR	(\$13,416.60)	
1115800001	ACCUMULATED DEPRECIATION-OTC LEASEHOLD IMP	\$0.00	
1115800101	ACCUMULATED DEPRECIATION-FEDERAL	\$0.00	
1115800111	ACCUMULATED DEPRECIATION-STATE	(\$56,633.44)	
1115800201	ACCUMULATED DEPRECIATION-LOCAL	(\$108,319.24)	
1115800301	ACCUMULATED DEPRECIATION-OPERATOR	\$0.00	
1116000001	TOTAL ACCUMULATED DEPRECIATION		(\$26,411,753.65)

# Gold Coast Transit District

## Balance Sheet

Division: 01 Gold Coast Transit District

As of: 1/23/2023

Fiscal Year: 2023    Period: 2    Aug-2022

1119900001 NET TANGIBLE TRANSIT PROPERTY		\$66,849,767.43
1120000001 PARATRANSIT TANGIBLE TRANS PROPERTY		
1120300001 PARATRANSIT REVENUE VEHICLES	\$2,186,986.67	
1120600001 PARATRANSIT OFFICE EQUIPMENT	\$88,637.68	
1120700001 PARATRANSIT OTHER EQUIPMENT	\$79,551.26	
1124000001 TOTAL PARATRANSIT TANGIBLE PROPERTY		\$2,355,175.61
1125300001 ACCUMULATED DEPRECIATION PARATRANSIT REVENUE	\$0.00	
1125300101 ACCUMULATED DEPRECIATION-FEDERAL	\$0.02	
1125300111 ACCUMULATED DEPRECIATION-STATE	(\$1,869,407.04)	
1125300201 ACCUMULATED DEPRECIATION-LOCAL	\$0.43	
1125300301 ACCUMULATED DEPRECIATION-OPERATOR	(\$59,316.87)	
1125600001 ACCUMULATED DEPRECIATION PARATRANSIT OFF EQUI	\$0.00	
1125600101 ACCUMULATED DEPRECIATION-FEDERAL	(\$19,271.09)	
1125600111 ACCUMULATED DEPRECIATION-STATE	(\$53,790.83)	
1125600201 ACCUMULATED DEPRECIATION-LOCAL	(\$4,817.73)	
1125600301 ACCUMULATED DEPRECIATION-OPERATOR	(\$0.08)	
1125700001 ACCUMULATED DEPRECIATION PARATRANSIT OTHER E	\$0.00	
1125700101 ACCUMULATED DEPRECIATION-FEDERAL	(\$51,213.66)	
1125700111 ACCUMULATED DEPRECIATION-STATE	(\$15,534.39)	
1125700201 ACCUMULATED DEPRECIATION-LOCAL	(\$12,803.40)	
1125700301 ACCUMULATED DEPRECIATION-OPERATOR	\$0.00	
1126000001 TOTAL ACCUMULATED DEPRECIATION PARATRANSIT PR		(\$2,086,154.64)
1129900001 NET PARATRANSIT TANG PROPERTY		\$269,020.97
1210000001 INTANGIBLE ASSETS		
1210500001 OTHER INTANGIBLE ASSETS	\$39,401.32	
1214000001 TOTAL INTANGIBLE ASSETS		\$39,401.32
1214500001 ACCUMULATED DEPRECIATION - OTHER INT ASSETS	\$0.00	
1214500101 ACCUMULATED DEPRECIATION-FEDERAL	(\$30,268.12)	
1214500111 ACCUMULATED DEPRECIATION-STATE	\$0.00	
1214500201 ACCUMULATED DEPRECIATION-LOCAL	(\$9,133.20)	
1214500301 ACCUMULATED DEPRECIATION-OPERATOR	\$0.00	
1216000001 TOTAL ACCUMULATED DEPRECIATION - INTANGIBLE AS		(\$39,401.32)
1219900001 NET INTANGIBLE ASSETS		\$0.00
1310000001 INVESTMENTS		
1310100001 OTHER INVESTMENTS	\$0.00	
1319900001 TOTAL INVESTMENTS		\$0.00
1410000001 SPECIAL FUNDS		
1410110001 2017 CERTIFICATES OF PARTICIPATION	\$0.00	
1410111001 2017 CERTIFICATES OF PARTICIPATION- PAYMT FUND	\$905,911.24	
1410112001 2017 CERTIFICATES OF PARTICIPATION - RESV FUND	\$1,392,192.71	
1410113001 2017 CERTIFICATES OF PARTICIPAT - COST OF ISS	\$0.00	
1410200001 SPECIAL FUNDS CAPITAL IMPROVEMENT	\$1,228,926.92	
1410201001 CAPITAL RESERVE FOR FY 2016	\$0.00	
1410210001 MEMBER TRANSIT FAC CAPITAL RESERVE	\$130,000.00	
1410211001 MEMBER TRANS FACILITY CAPITAL RESERVE FY 2016	\$0.00	
1410212001 MARKET VALUATION OF CAPITAL RESERVE FUND	(\$8,889.22)	
1410220001 2017 CERTIFICATES OF PARTICIPATION	\$0.00	
1410221001 2017 CERTIFICATES OF PARTICIPATION - PROJ FUND	\$288,051.54	
1410300001 RESTRICTED CASH	\$0.00	
1410411001 DOR - CONTRIBUTIONS AFTER MD	\$2,318,825.00	
1410411002 DOR - PENSION RELATED	\$1,154,320.00	

# Gold Coast Transit District

## Balance Sheet

Division: 01 Gold Coast Transit District

As of: 1/23/2023

Fiscal Year: 2023    Period: 2    Aug-2022

1410411003 DOR - OPEB CONTRIBUTIONS	\$27,158.00	
1410411004 DOR - OPEB RELATED	\$28,099.00	
1410420001 DEFERRED COMPENSATION	\$4,827,536.22	
1419900001 TOTAL SPECIAL FUNDS		\$12,292,131.41
1510000001 OTHER ASSETS		
1510100001 PREPAID INSURANCE	\$260,344.35	
1510110001 PREPAID EXPENSES	\$994,310.95	
1510200001 DEPOSITS	\$1,482.00	
1511000001 SPARE COMPONENTS	\$0.00	
1519900001 TOTAL OTHER ASSETS		\$1,256,137.30
1999900001 TOTAL ASSETS		\$91,234,970.89
2000000001 LIABILITIES AND CAPITAL		
2010000001 ACCOUNTS PAYABLE		
2010100004 ACCOUNTS PAYABLE-TRADE	\$247,752.83	
2010200001 CONTRACT RETENTIONS	\$0.00	
2010300001 DUE OTHER GOVERNMENT AGENCIES	\$0.00	
2011000001 MISCELLANEOUS	\$59,972.39	
2019990001 TOTAL ACCOUNTS PAYABLE		\$307,725.22
2020000001 ACCRUED PAYROLL LIABILITIES		
2020100001 ACCRUED PAYROLL	\$232,575.64	
2020100002 WAGES PAYABLE	\$0.00	
2020200001 PAYROLL TAX LIABILITY-FIT	(\$505.95)	
2020300001 PAYROLL TAX LIABILITY-SIT	\$301.52	
2020400001 PAYROLL TAX LIABILITY-SDI	(\$1,542.64)	
2020500001 PAYROLL TAX LIABILITY-FICA	\$0.48	
2020600001 PAYROLL TAX LIABILITY-MEDICARE	(\$12.84)	
2021000001 PAYROLL DEDUCTIONS-PERS	(\$21,087.26)	
2021010001 PAYROLL DEDUCTIONS-EMPLOYEE PERS	(\$296,148.24)	
2021011001 PAYROLL DEDUCTIONS-EMPLOYEE PERS PEPPRA	\$512,503.01	
2021020001 PAYROLL DEDUCTIONS-EMPLOYER PERS	\$228,087.27	
2021100001 PAYROLL DEDUCTIONS-SURVIVORS BENEFITS	\$3,126.70	
2021200001 PAYROLL DEDUCTIONS-VCFCU	\$0.00	
2021230001 PAYROLL DEDUCTIONS-DIRECT DEPOSITS	\$7,381.62	
2021300001 PAYROLL DEDUCTIONS-OCFCU	\$0.00	
2021400001 PAYROLL DEDUCTIONS-UNION DUES	\$27,494.90	
2021500001 PAYROLL DEDUCTIONS-GARNISHMENT	(\$3,286.58)	
2021600001 PAYROLL DEDUCTIONS-DEFERRED COMPENSATION	(\$30,963.18)	
2021610001 PAYROLL DEDUCTION - DEFERRED COMP EMPLOYEE LO	\$0.00	
2021640001 PAYROLL DEDUCTIONS-FLEXIBLE BENEFITS	\$37,514.01	
2021650001 PAYROLL DEDUCTIONS-LIFE INSURANCE	\$32,630.84	
2021700001 PAYROLL DEDUCTIONS-UNION OTHER	(\$7,703.46)	
2021800001 PAYROLL DEDUCTIONS-UN DIIP	\$0.00	
2021900001 PAYROLL DEDUCTIONS-UNITED WAY	(\$91.00)	
2022000001 ACCRUED SICK LEAVE	\$56,415.19	
2022000002 NONCURRENT SICK LEAVE	\$188,870.00	
2022100001 ACCRUED VACATION/COMP LEAVE	\$825,189.35	
2023000001 ACCRUED WORKERS COMPENSATION	\$0.00	
2023100001 ACCRUED HEALTH BENEFITS	\$2,817,242.79	



# Gold Coast Transit District

## Balance Sheet

Division: 01 Gold Coast Transit District

As of: 1/23/2023

Fiscal Year: 2023    Period: 2    Aug-2022

2024000001 DUE TO PERS	\$0.00	
2025000001 NET OPEB OBLIGATION	\$169,847.00	
2029900001 TOTAL ACCRUED PAYROLL LIABILITIES		\$4,777,839.17
2030000001 ACCRUED TAX LIABILITIES		
2030100001 SALES TAX PAYABLE	\$1.66	
2030200001 PAYROLL TAXES PAYABLE	\$0.00	
2030300001 CNG USE FUEL TAX PAYABLE	\$0.00	
2030400001 CONSUMER USE TAX PAYABLE	\$911.11	
2039900001 TOTAL ACCRUED TAX LIABILITIES		\$912.77
2050000001 OTHER CURRENT LIABILITIES		
2050110001 UNEARNED REVENUES	(\$0.10)	
2050200001 REFUNDABLE DEPOSITS	\$0.00	
2050210001 SMARTCARD COLLECTIONS FOR VCTC	\$7,008.74	
2050300001 FUNDS HELD IN TRUST	\$0.00	
2050400001 PREPAID MAINTENANCE COSTS	\$0.00	
2050500001 NOTES PAYABLE	\$0.00	
2050700001 UZA SPECIAL FUND	\$0.00	
2059900001 TOTAL OTHER CURRENT LIABILITIES		\$7,008.64
2210000001 LONG-TERM DEBT		
2210111002 SERIES 2017-COP PREMIUM CURRENT	\$54,623.00	
2210210001 SERIES 2017 - CERTIFICATES OF PARTICIPATION	\$20,635,803.65	
2210210002 SERIES 2017-COP DEBT CURRENT	\$390,000.00	
2210211001 SERIES 2017- COPs - PREMIUM	\$1,420,203.00	
2210212001 SERIES 2017- COPs - ACCRUED INTEREST PAYABLE	(\$485,803.65)	
2210212002 SERIES 2017-COP PREMIUM CURRENT	\$0.00	
2219900001 TOTAL LONG TERM DEBT		\$22,014,826.00
2310000001 ESTIMATED LIABILITIES		
2310100001 NET PENSION LIABILITY	\$14,531,003.00	
2310110001 DIR - PENSION RELATED	\$72,442.00	
2310110002 DIR - CHANGES IN ASSUMPTIONS	\$0.00	
2310110003 DIR - DIFF BET PROJ AND ACT EXPERIENCE	\$0.00	
2310110004 DIR - OPEB RELATED	\$342,971.00	
2310200001 SELF INSURED RETENTION PL/PD	\$0.00	
2319900001 TOTAL ESTIMATED LIABILITIES		\$14,946,416.00
2410000001 DEFERRED CREDITS		
2410100001 DEFERRED COMPENSATION	\$4,827,536.22	
2410200001 DEFERRED INCOME - TDA	\$495,262.00	
2410210001 DEFERRED INCOME - NON TDA	\$0.00	
2410220001 DEFERRED INC - STATE OF GOOD REPAIR		
2410221001 PROJECT - NEAR ZERO ENG REPLACEMENT	\$0.00	
2419900001 TOTAL DEFERRED CREDITS		\$5,322,798.22
2999900001 TOTAL LIABILITIES		\$47,377,526.02
3000000001 CAPITAL		
3010000001 GOVERNMENT ENTITY OWNERSHIP		

# Gold Coast Transit District

## Balance Sheet

Division: 01 Gold Coast Transit District

As of: 1/23/2023

Fiscal Year: 2023 Period: 2 Aug-2022

3010100001 CITY OF OXNARD	(\$617,472.61)	
3010200001 CITY OF SAN BUENAVENTURA	\$0.00	
3019900001 TOTAL GOVERNMENT ENTITY OWNERSHIP		(\$617,472.61)
3040000001 GRANTS AND CAPITAL		
3040100001 FEDERAL GOVERNMENT CAPITAL GRANTS	\$0.00	
3040110001 STATE GOVMT CAPITAL GRANTS	\$0.00	
3040200001 LOCAL GOVMT CAPITAL GRANTS	\$0.00	
3049900001 TOTAL GRANTS AND CAPITAL		\$0.00
3050000001 ACCUMULATED EARNINGS		
3050100001 ACCUMULATED EARNINGS	\$48,137,163.49	
3059900001 TOTAL ACCUMULATED EARNINGS		\$48,137,163.49
3109900001 TOTAL CAPITAL		\$47,519,690.88
3209900001 TOTAL CAPITAL AND LIABILITIES		\$94,897,216.90

# Gold Coast Transit District

## Income Statement

Division: 01 Gold Coast Transit District

As of: 1/23/2023

From Fiscal Year: 2023 Thru Fiscal Year: 2023	From Period 2 Thru Period 2	Aug-2022 Current Period	Jul-2022 Aug-2022 Year To Date	
4000000001 REVENUES				
4010000001 PASSENGER FARES				
4010100001 PASSENGER FARES-PASS PAID		\$170,065.38	9.14%	\$285,829.38 13.91%
4010102001 PASSENGER FARES - ORG PAID		\$11,361.85	0.61%	\$16,111.38 0.78%
4010110001 ADA PARATRANSIT FARES-PASS PAID		\$3,646.00	0.20%	\$6,449.00 0.31%
4010112001 ADA PARATRANSIT FARES - ORG PAID		\$21,720.00	1.17%	\$21,870.00 1.06%
4019900001 TOTAL PASSENGER FARES		\$206,793.23	11.11%	\$330,259.76 16.07%
4020000001 SPECIAL TRANSIT FARES				
4020100001 SPECIAL TRANSIT FARES		\$0.00	0.00%	\$0.00 0.00%
4020400001 LOCAL ROUTE GUARANTEE - FIXED ROUTE		\$526.65	0.03%	\$526.65 0.03%
4020400002 LOCAL ROUTE GUARANTEE - PARATRANSIT		\$0.00	0.00%	\$0.00 0.00%
4020410002 MEDI-CAL ADMIN ACTIVITIES (MAA) REIM FARES		\$0.00	0.00%	\$0.00 0.00%
4020411001 LCTOP - FARE SUPPORT/TOKEN TRANSIT		\$0.00	0.00%	\$0.00 0.00%
4020411002 LCTOP SUPPORT FOR ROUTE 23		\$0.00	0.00%	\$0.00 0.00%
4020412001 LCTOP - FARE SUPPORT/ FREE FARE DAYS		\$0.00	0.00%	\$0.00 0.00%
4020413001 LCTOP FARE SUPPORT PROG-VCTC COL PASS PROGRAM		\$7,339.50	0.39%	\$15,082.50 0.73%
4029900001 TOTAL SPECIAL TRANSIT FARES		\$7,866.15	0.42%	\$15,609.15 0.76%
4060000001 AUXILIARY TRANSPORTATION REVENUE				
4060200001 OTHER		\$0.00	0.00%	\$0.00 0.00%
4060300001 REVENUE VEHICLE ADVERTISING		\$21,937.50	1.18%	\$48,196.25 2.35%
4060990001 ALTERNATIVE FUEL EXCISE TAX CREDIT		\$0.00	0.00%	\$0.00 0.00%
4069900001 TOTAL AUXILIARY TRANS REVENUES		\$21,937.50	1.18%	\$48,196.25 2.35%
4070000001 NONTRANSPORTATION REVENUES				
4070100001 INVESTMENT INCOME		\$0.00	0.00%	\$250.37 0.01%
4070101001 INVESTMENT INCOME-FAIR MARKET VALUATION		\$0.00	0.00%	\$0.00 0.00%
4070110001 INVESTMENT INCOME SPECIAL FUND CAPITAL IMPROVEMENT		\$0.00	0.00%	\$0.00 0.00%
4070110002 INVESTMENT INCOME - STA		\$0.00	0.00%	\$0.00 0.00%
4070110003 INVESTMENT INCOME - SGR		\$0.00	0.00%	\$0.00 0.00%
4070111001 INVESTMENT INCOME SPCL FND CAP IMP-FAIR MRKT VAL		\$0.00	0.00%	\$0.00 0.00%
4070120001 INVESTMENT INCOME SPECIAL FUND		\$0.00	0.00%	\$0.00 0.00%
4070130001 SERIES 2017 - COPS - INTEREST EARNED		\$0.00	0.00%	\$717.62 0.03%
4070131001 SERIES 2017 - COP MARKET VALUATION		\$0.00	0.00%	\$6,241.58 0.30%
4070200001 SALE OF CNG FUEL		\$0.00	0.00%	\$0.00 0.00%
4070300001 SALE OF EQUIPMENT		\$0.00	0.00%	\$0.00 0.00%
4070400001 SALE OF SCRAP MATERIAL		\$70.42	0.00%	\$405.23 0.02%
4070500001 INCOME FROM ENERGY CREDITS		\$32,060.53	1.72%	\$59,424.27 2.89%
4070600001 INSURANCE PROCEEDS		\$3,450.00	0.19%	\$3,450.00 0.17%
4070900001 OTHER		\$633.09	0.03%	\$648.09 0.03%
4079900001 TOTAL NONTRANSPORTATION REVENUES		\$36,214.04	1.95%	\$71,137.16 3.46%
4090000001 LOCAL GRANTS AND REIMBURSEMENTS				
4090100001 LOCAL TRANSPORTATION FUNDS		\$0.00	0.00%	\$0.00 0.00%
4090200001 LTF PLANNING REVENUES		\$0.00	0.00%	\$0.00 0.00%
4090300001 LTF REVENUE-SUBGRANT/PASS THRU		\$0.00	0.00%	\$0.00 0.00%
4090310001 LOCAL REVENUE-PASS THRU VCAPCD		\$0.00	0.00%	\$0.00 0.00%

# Gold Coast Transit District

## Income Statement

Division: 01 Gold Coast Transit District

As of: 1/23/2023

From Fiscal Year: 2023 Thru Fiscal Year: 2023	From Period 2 Thru Period 2	Aug-2022 Current Period	Jul-2022 Aug-2022 Year To Date	
4090400001 OTHER LOCAL		\$0.00	0.00%	\$0.00 0.00%
4099900001 TOTAL LOCAL GRANTS & REIMB		\$0.00	0.00%	\$0.00 0.00%
4110000001 STATE GRANTS AND REIMBURSEMENTS				
4110100001 STATE TRANSIT ASSISTANCE FUNDS		\$59,738.32	3.21%	\$59,738.32 2.91%
4110110001 STATE OF GOOD REPAIR FUNDS		\$7,368.87	0.40%	\$7,368.87 0.36%
4110710001 STATE - HVIP ENGINE REPL PROGRAM		\$0.00	0.00%	\$0.00 0.00%
4118000001 PROP 1B/PTMISEA ASSISTANCE CAPITAL PROJ		\$0.00	0.00%	\$0.00 0.00%
4119000001 OTHER STATE ASSISTANCE		\$0.00	0.00%	\$0.00 0.00%
4119900001 TOTAL STATE GRANTS & REIMB		\$67,107.19	3.61%	\$67,107.19 3.27%
4130000001 FEDERAL GRANTS AND REIMBURSEMENT				
4130100001 SECTION 5307 OPERATING ASSISTANCE.		\$0.00	0.00%	\$0.00 0.00%
4130200001 SECTION 5307 PLANNING ASSISTANCE		\$0.00	0.00%	\$0.00 0.00%
4130300001 SECTION 5307 PREVENTATIVE MAINTENANCE		\$0.00	0.00%	\$0.00 0.00%
4130400001 ADA ASSISTANCE		\$0.00	0.00%	\$0.00 0.00%
4130410001 DEMO PROJECT - NYELAND ACRES		\$0.00	0.00%	\$0.00 0.00%
4130420001 DEMO PROJECT - VENTURA		\$0.00	0.00%	\$0.00 0.00%
4130430001 DEMO PROJECT - MARKET-VALENTINE SHUTTLE		\$0.00	0.00%	\$0.00 0.00%
4130440001 DEMO PROJECT - VINEYARD CORRIDOR ROUTE		\$0.00	0.00%	\$0.00 0.00%
4130440002 SECTION 5307 JARC - SOUTH OXNARD MICROTRANSIT		\$0.00	0.00%	\$0.00 0.00%
4130450001 JARC FUNDING FOR ROUTE 19		\$0.00	0.00%	\$0.00 0.00%
4130450002 JARC FUNDING FOR ROUTE 20		\$0.00	0.00%	\$0.00 0.00%
4130460001 DEMO PROJECT - VICTORIA ROUTE		\$0.00	0.00%	\$0.00 0.00%
4130460002 DEMO PROJECT - CMAQ ROUTE 22 WC NA		\$0.00	0.00%	\$0.00 0.00%
4130460003 DEMO PROJECT - CMAQ VENTURA ROAD ROUTE 23		\$0.00	0.00%	\$0.00 0.00%
4130500001 SECTION 5307 PASS THROUGH		\$0.00	0.00%	\$0.00 0.00%
4130600001 SECTION 5307 FEDERAL OTHER		\$1,426,623.00	76.67%	\$1,426,623.00 69.43%
4130700001 SECTION 5310 FEDERAL OTHER		\$0.00	0.00%	\$0.00 0.00%
4130700004 SECTION 5310 MOBILITY GRANTS		\$94,286.00	5.07%	\$94,286.00 4.59%
4130800001 CARES ACT OPERATING ASSIST.		\$0.00	0.00%	\$0.00 0.00%
4130900001 OTHER FEDERAL GRANTS/REIMBURSEMENTS		\$0.00	0.00%	\$0.00 0.00%
4131000001 CARES ACT PREVENTATIVE MAINTENANCE		\$0.00	0.00%	\$0.00 0.00%
4131100001 CARES ACT ADA ASSISTANCE		\$0.00	0.00%	\$0.00 0.00%
4131110001 CARES ACT BUSINESS SYSTEMS UPGRADE		\$0.00	0.00%	\$0.00 0.00%
4131200001 FEMA		\$0.00	0.00%	\$0.00 0.00%
4131210001 ARP: 5307-9 PREVENTATIVE MAINTENANCE		\$0.00	0.00%	\$0.00 0.00%
4131220001 ARP: ADA PARATRANSIT SERVICE CONTRACT		\$0.00	0.00%	\$0.00 0.00%
4131230001 ARP: ADA LATE NIGHT SAFE RIDES CONTRACT		\$0.00	0.00%	\$1,529.00 0.07%
4132000001 SECTION 5339 - BUSES & FACILITIES		\$0.00	0.00%	\$0.00 0.00%
4139900001 TOTAL FEDERAL GRANTS & REIMBURSEMENTS		\$1,520,909.00	81.73%	\$1,522,438.00 74.09%
4310000001 DEPRECIATION OFFSET				
4310100001 DEPRECIATION OFFSET		\$0.00	0.00%	\$0.00 0.00%
4319900001 TOTAL DEPRECIATION OFFSET		\$0.00	0.00%	\$0.00 0.00%
4800000001 TOTAL REVENUES		\$1,860,827.11	100.00%	\$2,054,747.51 100.00%

### 5000000001 EXPENSES

5010000001 LABOR				
5010100001 LABOR - OPERATORS		\$0.00	0.00%	\$0.00 0.00%

# Gold Coast Transit District

## Income Statement

Division: 01 Gold Coast Transit District

As of: 1/23/2023

From Fiscal Year: 2023 Thru Fiscal Year: 2023	From Period 2 Thru Period 2	Aug-2022 Current Period	Jul-2022 Aug-2022 Year To Date	
5010101001 LABOR-SALARY/WAGES OPERATIONS		\$474,280.81	18.04%	\$1,183,273.60 19.90%
5010101002 LABOR-SALARY/WAGES - OPERATORS OT		\$70,960.64	2.70%	\$151,846.38 2.55%
5010201101 LABOR-O/WAGES - OPERATIONS MGT		\$73,693.03	2.80%	\$186,077.27 3.13%
5010201201 LABOR-SALARY/WAGES - PARATRANSIT		\$11,417.09	0.43%	\$29,654.45 0.50%
5010204101 LABOR-SALARY/WAGES - VEHICLE MAINTENANCE		\$88,641.87	3.37%	\$203,036.23 3.42%
5010204102 LABOR-SALARY/WAGES - VEHICLE MAINTENANCE OT		\$0.00	0.00%	\$0.00 0.00%
5010204201 LABOR-SALARY/WAGES - NON-VEHICLE MAINTENANCE		\$27,946.26	1.06%	\$73,608.31 1.24%
5010204202 LABOR-SALARY/WAGES - NON VEHICLE MAINTENANCE OT		\$0.00	0.00%	\$0.00 0.00%
5010216001 LABOR-SALARY/WAGES - ADMINISTRATION		\$100,150.69	3.81%	\$221,648.84 3.73%
5010216002 LABOR-SALARY/WAGES - ADMINISTRATION OT		\$0.00	0.00%	\$0.00 0.00%
5010216201 LABOR-SALARY/WAGES - PLANNING/MARKETING		\$36,786.19	1.40%	\$90,168.02 1.52%
5010216202 LABOR-SALARY/WAGES - PLANNING/MARKETING OT		\$0.00	0.00%	\$0.00 0.00%
5010216701 LABOR-SALARY/WAGES - HUMAN RESOURCES		\$15,038.11	0.57%	\$44,684.09 0.75%
5010216702 LABOR-SALARY/WAGES - HUMAN RESOURCES OT		\$0.00	0.00%	\$0.00 0.00%
5019900001 TOTAL LABOR		\$898,914.69	34.18%	\$2,183,997.19 36.74%
5020000001 FRINGE BENEFITS				
5020101001 FICA - OPERATIONS		\$8,915.69	0.34%	\$21,655.36 0.36%
5020101101 FICA - OPERATIONS MANAGEMENT		\$1,356.89	0.05%	\$3,383.42 0.06%
5020101201 FICA - PARATRANSIT		\$189.39	0.01%	\$470.08 0.01%
5020104101 FICA - VEHICLE MAINTENANCE		\$1,458.08	0.06%	\$3,552.32 0.06%
5020104201 FICA - NON-VEHICLE MAINTENANCE		\$595.92	0.02%	\$1,589.62 0.03%
5020116001 FICA - ADMINISTRATION		\$1,609.15	0.06%	\$3,850.77 0.06%
5020116201 FICA - PLANNING/MARKETING		\$674.66	0.03%	\$1,697.25 0.03%
5020116701 FICA - HUMAN RESOURCES		\$363.84	0.01%	\$1,012.46 0.02%
5020201001 PENSION PLAN - OPERATIONS		\$61,241.10	2.33%	\$218,453.09 3.67%
5020201002 PENSION PLAN - OPS - EMPLOYER - FIXED AMT		\$83,891.63	3.19%	\$167,783.26 2.82%
5020201011 PENSION PLAN - OPERATIONS - CLASSIC		\$5,073.91	0.19%	\$17,247.47 0.29%
5020201101 PENSION PLAN - OPERATIONS MANAGEMENT		\$9,126.05	0.35%	\$35,137.04 0.59%
5020201102 PENSION PLAN - OPERATIONS MGT - EMPLOYER - FIXED AMT		\$9,987.10	0.38%	\$19,974.20 0.34%
5020201111 PENSION PLAN - OPERATIONS MANAGEMENT - CLASSIC		\$1,438.90	0.05%	\$4,752.60 0.08%
5020201201 PENSION PLAN - PARATRANSIT		\$1,431.48	0.05%	\$5,402.08 0.09%
5020201202 PENSION PLAN - PARATRANSIT - EMPLOYER - FIXED AMT		\$1,331.61	0.05%	\$2,663.22 0.04%
5020201211 PENSION PLAN - PARATRANSIT - CLASSIC		\$180.66	0.01%	\$628.83 0.01%
5020204101 PENSION PLAN - VEHICLE MAINTENANCE		\$10,565.77	0.40%	\$39,363.22 0.66%
5020204102 PENSION PLAN - VEHICLE MAINT - EMPLOYER - FIXED AMT		\$13,981.94	0.53%	\$27,963.88 0.47%
5020204111 PENSION PLAN - VEHICLE MAINTENANCE - CLASSIC		\$798.17	0.03%	\$2,974.67 0.05%
5020204201 PENSION PLAN - NON-VEHICLE MAINTENANCE		\$4,075.98	0.16%	\$13,828.22 0.23%
5020204202 PENSION PLAN - NON-VEHICLE MAINT - EMPLOYER - FIXED AMT		\$5,992.26	0.23%	\$11,984.52 0.20%
5020204211 PENSION PLAN - NON-VEHICLE MAINTENANCE - CLASSIC		\$0.00	0.00%	\$0.00 0.00%
5020216001 PENSION PLAN - ADMINISTRATION		\$9,993.21	0.38%	\$38,407.48 0.65%
5020216002 PENSION PLAN - ADMINISTRATION - EMPLOYER - FIXED AMT		\$8,655.49	0.33%	\$17,310.98 0.29%
5020216011 PENSION PLAN - ADMINISTRATION - CLASSIC		\$1,204.52	0.05%	\$4,140.78 0.07%
5020216201 PENSION PLAN - PLANNING/MARKETING		\$4,430.15	0.17%	\$15,870.25 0.27%
5020216202 PENSION PLAN - PLANNING/MARK - EMPLOYER - FIXED AMT		\$4,660.65	0.18%	\$9,321.30 0.16%
5020216211 PENSION PLAN - PLANNING/MARKETING - CLASSIC		\$281.42	0.01%	\$906.68 0.02%

# Gold Coast Transit District

## Income Statement

Division: 01 Gold Coast Transit District

As of: 1/23/2023

From Fiscal Year: 2023 Thru Fiscal Year: 2023	From Period 2 Thru Period 2	Aug-2022 Current Period	Jul-2022 Aug-2022 Year To Date	
5020216701 PENSION PLAN - HUMAN RESOURCES - EMPLYR		\$2,509.90	0.10%	\$9,006.87 0.15%
5020216702 PENSION PLAN - HUMAN RESOURCES- EMPLYR - FIXED AMT		\$1,997.42	0.08%	\$3,994.84 0.07%
5020216711 PENSION PLAN - HUMAN RESOURCES - CLASSIC		\$206.38	0.01%	\$701.06 0.01%
5020220101 PENSION EXPENSE (INC) - OPERATIONS		\$0.00	0.00%	\$0.00 0.00%
5020220111 PENSION EXPENSE (INC) - OPERATIONS MANAGEMENT		\$0.00	0.00%	\$0.00 0.00%
5020220121 PENSION EXPENSE (INC) - PARATRANSIT		\$0.00	0.00%	\$0.00 0.00%
5020220411 PENSION EXPENSE (INC) - VEHICLE MAINTENANCE		\$0.00	0.00%	\$0.00 0.00%
5020220421 PENSION EXPENSE (INC) - NON VEHICLE MAINTENANCE		\$0.00	0.00%	\$0.00 0.00%
5020221601 PENSION EXPENSE (INC) - ADMINISTRATION		\$0.00	0.00%	\$0.00 0.00%
5020221621 PENSION EXPENSE (INC) - PLANNING/MARKETING		\$0.00	0.00%	\$0.00 0.00%
5020221671 PENSION EXPENSE (INC) - HUMAN RESOURCES		\$0.00	0.00%	\$0.00 0.00%
5020230101 LONG-TERM DISABILITY - OPERATIONS		\$2,078.57	0.08%	\$4,109.17 0.07%
5020230111 LONG-TERM DISABILITY - OPERATIONS MANAGEMENT		\$297.76	0.01%	\$621.07 0.01%
5020230121 LONG-TERM DISABILITY - PARATRANSIT		\$59.37	0.00%	\$131.97 0.00%
5020230411 LONG-TERM DISABILITY - VEH MAINT		\$352.02	0.01%	\$707.38 0.01%
5020230421 LONG-TERM DISABILITY - NON-VEHICLE MAINTENANCE		\$150.86	0.01%	\$303.16 0.01%
5020231601 LONG-TERM DISABILITY - ADMINISTRATION		\$405.58	0.02%	\$887.20 0.01%
5020231621 LONG-TERM DISABILITY - PLANNING/MARKETING		\$169.20	0.01%	\$365.44 0.01%
5020231671 LONG-TERM DISABILITY - HUMAN RESOURCES		\$77.50	0.00%	\$184.09 0.00%
5020301001 HEALTH INSURANCE - OPERATIONS		\$249,086.48	9.47%	\$536,572.82 9.03%
5020301002 HEALTH INSURANCE - POST RETIREMENT - OPERATIONS		\$0.00	0.00%	\$0.00 0.00%
5020301003 HEALTH INSURANCE - OPEB DEF CONTS - OPERATIONS		\$0.00	0.00%	\$0.00 0.00%
5020301004 HEALTH INSURANCE - OPEB GASB 75 EXP - OPERATIONS		\$0.00	0.00%	\$0.00 0.00%
5020301101 HEALTH INSURANCE - OPERATIONS MANAGEMENT		\$39,228.98	1.49%	\$80,786.52 1.36%
5020301102 HEALTH INS - POST RETIREMENT - OPERATIONS MGT		\$0.00	0.00%	\$0.00 0.00%
5020301103 HEALTH INSURANCE - OPEB DEF CONTS - OPERATIONS MGT		\$0.00	0.00%	\$0.00 0.00%
5020301104 HEALTH INSURANCE - OPEB GASB 75 EXP - OPS MGT		\$0.00	0.00%	\$0.00 0.00%
5020301201 HEALTH INSURANCE - PARATRANSIT		\$5,743.70	0.22%	\$12,697.12 0.21%
5020301202 HEALTH INSURANCE -POST RETIREMENT - PARATRANSIT		\$0.00	0.00%	\$0.00 0.00%
5020301203 HEALTH INSURANCE - OPEB DEF CONTS - PTRANSIT		\$0.00	0.00%	\$0.00 0.00%
5020301204 HEALTH INSURANCE - OPEB GASB 75 EXP - PTRANSIT		\$0.00	0.00%	\$0.00 0.00%
5020304101 HEALTH INSURANCE - VEHICLE MAINTENANCE		\$38,056.98	1.45%	\$85,995.20 1.45%
5020304102 HEALTH INSURANCE - POST RETIREMENT - VEHICLE MAINT		\$0.00	0.00%	\$0.00 0.00%
5020304103 HEALTH INSURANCE - OPEB DEF CONTS - VEHICLE MAINT		\$0.00	0.00%	\$0.00 0.00%
5020304104 HEALTH INSURANCE - OPEB GASB 75 EXP - VEHICLE MAIN		\$0.00	0.00%	\$0.00 0.00%
5020304201 HEALTH INSURANCE - NON-VEHICLE MAINTENANCE		\$15,914.95	0.61%	\$39,087.39 0.66%
5020304202 HEALTH INSURANCE - POST RETIREMENT - NON-VEH MAINT		\$0.00	0.00%	\$0.00 0.00%
5020304203 HEALTH INSURANCE - OPEB DEF CONTS - NON VEH MAINT		\$0.00	0.00%	\$0.00 0.00%
5020304204 HEALTH INSURANCE - OPEB GASB 75 EXP - NON VEH MAIN		\$0.00	0.00%	\$0.00 0.00%

# Gold Coast Transit District

## Income Statement

Division: 01 Gold Coast Transit District

As of: 1/23/2023

From Fiscal Year: 2023 Thru Fiscal Year: 2023	From Period 2 Thru Period 2	Aug-2022 Current Period	Jul-2022 Aug-2022 Year To Date	
5020316001 HEALTH INSURANCE - ADMINISTRATION		\$27,333.22	1.04%	\$60,682.11 1.02%
5020316002 HEALTH INS - POST RETIREMENT - ADMIN		\$0.00	0.00%	\$0.00 0.00%
5020316003 HEALTH INS - RETIREES - CURRENT YEAR		\$2,533.00	0.10%	\$5,364.00 0.09%
5020316004 HEALTH INS - OPEB DEF CONTS - ADM		\$0.00	0.00%	\$0.00 0.00%
5020316005 HEALTH INS - OPEB GASB 75 EXP - ADM		\$0.00	0.00%	\$0.00 0.00%
5020316006 HEALTH INS - OPEB DEF CONTS - RET		\$0.00	0.00%	\$0.00 0.00%
5020316007 HEALTH INS - OPEB GASB 75 EXP - RET		\$0.00	0.00%	\$0.00 0.00%
5020316201 HEALTH INS - PLAN/MARKETING		\$17,550.05	0.67%	\$39,351.57 0.66%
5020316202 HEALTH INS - POST RETIREMENT - PLAN/MARKETING		\$0.00	0.00%	\$0.00 0.00%
5020316203 HEALTH INS - OPEB DEF CONTS - P&M		\$0.00	0.00%	\$0.00 0.00%
5020316204 HEALTH INS - OPEB GASB 75 EXP - P&M		\$0.00	0.00%	\$0.00 0.00%
5020316701 HEALTH INS - HUMAN RESOURCES		\$6,763.43	0.26%	\$14,314.75 0.24%
5020316702 HEALTH INS - RETIREES -HUMAN RESOURCES		\$0.00	0.00%	\$0.00 0.00%
5020316703 HEALTH INS - OPEB DEF CONTS - HR		\$0.00	0.00%	\$0.00 0.00%
5020316704 HEALTH INS - OPEB GASB 75 EXP - HR		\$0.00	0.00%	\$0.00 0.00%
5020401001 DENTAL PLANS - OPERATIONS		\$2,133.03	0.08%	\$10,715.06 0.18%
5020401101 DENTAL PLANS - OPERATIONS MGT		\$368.58	0.01%	\$1,825.06 0.03%
5020401201 DENTAL PLANS - PARATRANSIT		\$45.82	0.00%	\$252.54 0.00%
5020404101 DENTAL PLANS - VEHICLE MAIN		\$350.06	0.01%	\$1,988.62 0.03%
5020404201 DENTAL PLANS - NON-VEH MAINT		\$124.54	0.00%	\$630.38 0.01%
5020416001 DENTAL PLANS - ADMIN		\$40.74	0.00%	\$1,794.48 0.03%
5020416201 DENTAL PLANS - PLAN/MARKETING		\$115.79	0.00%	\$698.68 0.01%
5020416701 DENTAL PLANS - HUMAN RESOURCES		\$68.30	0.00%	\$463.20 0.01%
5020501001 LIFE INSURANCE - OPERATIONS		\$4,316.29	0.16%	\$9,274.41 0.16%
5020501101 LIFE INSURANCE -OPERATIONS MGT		\$496.65	0.02%	\$1,059.54 0.02%
5020501201 LIFE INSURANCE - PARATRANSIT		\$72.89	0.00%	\$159.34 0.00%
5020504101 LIFE INSURANCE - VEHICLE MAINT		\$605.70	0.02%	\$1,273.87 0.02%
5020504201 LIFE INSURANCE - NON-VEH MAINT		\$233.89	0.01%	\$481.71 0.01%
5020516001 LIFE INSURANCE - ADMIN		\$452.50	0.02%	\$961.74 0.02%
5020516201 LIFE INSURANCE -PLAN/MARKETING		\$186.10	0.01%	\$385.12 0.01%
5020516701 LIFE INSURANCE - HUMAN RESOURCES		\$80.77	0.00%	\$188.30 0.00%
5020701001 UNEMP INS - OPERATIONS		\$0.00	0.00%	\$0.00 0.00%
5020701101 UNEMP INS - OPERATIONS MGT		\$0.00	0.00%	\$0.00 0.00%
5020701201 UNEMP INS - PARATRANSIT		\$0.00	0.00%	\$0.00 0.00%
5020704101 UNEMP INS - VEHICLE MAINT		\$0.00	0.00%	\$0.00 0.00%
5020704201 UNEMP INS - NON-VEH MAINT		\$0.00	0.00%	\$0.00 0.00%
5020716001 UNEMP INS - ADMIN		\$0.00	0.00%	\$0.00 0.00%
5020716201 UNEMP INS -PLANNING/MARKETING		\$0.00	0.00%	\$0.00 0.00%
5020716701 UNEMP INS - HUMAN RESOURCES		\$0.00	0.00%	\$0.00 0.00%
5020801001 WORKERS COMPENSATION - OPERATIONS		\$71,011.28	2.70%	\$142,022.56 2.39%
5020801101 WORKERS COMPENSATION - OPERATIONS MANAGEMENT		\$8,453.73	0.32%	\$16,907.46 0.28%
5020801201 WORKERS COMPENSATION - PARATRANSIT		\$1,127.16	0.04%	\$2,254.32 0.04%
5020804101 WORKERS COMPENSATION - VEHICLE MAINTENANCE		\$11,835.21	0.45%	\$23,670.42 0.40%
5020804201 WORKERS COMPENSATION - NON-VEHICLE MAINTENANCE		\$5,072.23	0.19%	\$10,144.46 0.17%
5020816001 WORKERS COMPENSATION - ADMINISTRATION		\$7,326.57	0.28%	\$14,653.14 0.25%
5020816201 WORKERS COMPENSATION -PLANNING/MARKETING		\$3,945.07	0.15%	\$7,890.14 0.13%
5020816701 WORKERS COMPENSATION - HUMAN RESOURCES		\$1,690.75	0.06%	\$3,381.50 0.06%
5020901001 SICK LEAVE - OPERATIONS		\$22,765.30	0.87%	\$47,770.56 0.80%
5020901101 SICK LEAVE - OPERATIONS MANAGEMENT		\$4,282.49	0.16%	\$10,946.82 0.18%
5020901201 SICK LEAVE - PARATRANSIT		\$0.00	0.00%	\$209.79 0.00%

# Gold Coast Transit District

## Income Statement

Division: 01 Gold Coast Transit District

As of: 1/23/2023

From Fiscal Year: 2023 Thru Fiscal Year: 2023	From Period 2 Thru Period 2	Aug-2022 Current Period	Jul-2022 Aug-2022 Year To Date	
5020904101 SICK LEAVE - VEHICLE MAINTENANCE		\$4,486.19	0.17%	\$11,897.58 0.20%
5020904201 SICK LEAVE - NON-VEHICLE MAINTENANCE		\$1,302.44	0.05%	\$2,674.88 0.04%
5020916001 SICK LEAVE - ADMINISTRATION		\$3,463.66	0.13%	\$9,189.13 0.15%
5020916201 SICK LEAVE - PLANNING/MARKETING		\$1,869.31	0.07%	\$3,622.49 0.06%
5020916701 SICK LEAVE - HUMAN RESOURCES		\$318.73	0.01%	\$626.68 0.01%
5021001001 HOLIDAY - OPERATIONS		\$0.00	0.00%	\$21,310.96 0.36%
5021001002 HOLIDAY - OPERATIONS (WORKED)		\$0.00	0.00%	\$0.00 0.00%
5021001101 HOLIDAY - OPERATIONS MANAGEMENT		\$0.00	0.00%	\$3,493.67 0.06%
5021001102 HOLIDAY - OPERATIONS MANAGEMENT (WORKED)		\$0.00	0.00%	\$0.00 0.00%
5021001201 HOLIDAY - PARATRANSIT		\$0.00	0.00%	\$670.93 0.01%
5021004101 HOLIDAY - VEHICLE MAINTENANCE		\$0.00	0.00%	\$2,791.25 0.05%
5021004102 HOLIDAY - VEHICLE MAINTENANCE (WORKED)		\$0.00	0.00%	\$0.00 0.00%
5021004201 HOLIDAY - NON-VEHICLE MAINTENANCE		\$0.00	0.00%	\$1,223.44 0.02%
5021004202 HOLIDAY -NON-VEHICLE MAINTENANCE (WORKED)		\$0.00	0.00%	\$0.00 0.00%
5021016001 HOLIDAY - ADMINISTRATION		\$0.00	0.00%	\$4,780.95 0.08%
5021016002 HOLIDAY - ADMINISTRATION (WORKED)		\$0.00	0.00%	\$0.00 0.00%
5021016201 HOLIDAY - PLANNING/MARKETING		\$0.00	0.00%	\$2,086.00 0.04%
5021016202 HOLIDAY - PLANNING/ MARKETING (WORKED)		\$0.00	0.00%	\$0.00 0.00%
5021016701 HOLIDAY - HUMAN RESOURCES		\$0.00	0.00%	\$1,168.13 0.02%
5021016702 HOLIDAY - HUMAN RESOURCES (WORKED)		\$0.00	0.00%	\$0.00 0.00%
5021101001 VACATION - OPERATIONS		\$44,316.31	1.69%	\$97,966.38 1.65%
5021101101 VACATION - OPERATIONS MANAGEMENT		\$13,273.70	0.50%	\$32,031.60 0.54%
5021101201 VACATION - PARATRANSIT		\$532.49	0.02%	\$1,900.83 0.03%
5021104101 VACATION - VEHICLE MAINTENANCE		\$5,687.18	0.22%	\$16,865.27 0.28%
5021104201 VACATION - NON-VEHICLE MAINTENANCE		\$4,277.83	0.16%	\$4,973.35 0.08%
5021116001 VACATION - ADMINISTRATION		\$3,608.37	0.14%	\$16,471.53 0.28%
5021116201 VACATION - PLANNING/MARKETING		\$5,131.32	0.20%	\$12,144.67 0.20%
5021116701 VACATION - HUMAN RESOURCES		\$987.23	0.04%	\$2,740.25 0.05%
5021201001 OTHER PAID ABSENCE - OPERATIONS		\$5,796.37	0.22%	\$15,932.80 0.27%
5021201101 OTHER PAID ABSENCE - OPERATIONS MANAGEMENT		\$450.34	0.02%	\$760.48 0.01%
5021201201 OTHER PAID ABSENCE - PARATRANSIT		\$0.00	0.00%	\$0.00 0.00%
5021204101 OTHER PAID ABSENCE - VEHICLE MAINTENANCE		\$163.04	0.01%	\$3,901.60 0.07%
5021204201 OTHER PAID ABSENCE - NON-VEHICLE MAINTENANCE		\$693.39	0.03%	\$1,176.42 0.02%
5021216001 OTHER PAID ABSENCE - ADMINISTRATION		\$0.00	0.00%	\$0.00 0.00%
5021216201 OTHER PAID ABSENCE -PLAN/MARKETING		\$0.00	0.00%	\$0.00 0.00%
5021216701 OTHER PAID ABSENCE - HUMAN RESOURCES		\$0.00	0.00%	\$0.00 0.00%
5021301001 UNIFORMS - OPERATIONS		\$2,048.27	0.08%	\$2,114.32 0.04%
5021301101 UNIFORMS - OPERATIONS MANAGEMENT		\$0.00	0.00%	\$0.00 0.00%
5021301201 UNIFORMS - PARATRANSIT		\$0.00	0.00%	\$0.00 0.00%
5021304101 UNIFORMS - VEHICLE MAINTENANCE		\$527.99	0.02%	\$7,047.24 0.12%
5021304201 UNIFORMS - NON-VEHICLE MAINTENANCE		\$0.00	0.00%	\$4,176.98 0.07%
5021316001 UNIFORMS - ADMINISTRATION		\$0.00	0.00%	\$0.00 0.00%
5021316201 UNIFORMS - PLANNING/MARKETING		\$0.00	0.00%	\$0.00 0.00%
5021316701 UNIFORMS - HUMAN RESOURCES		\$0.00	0.00%	\$0.00 0.00%
5021401001 OTHER FRINGE BENEFITS - OPERATIONS		\$180.83	0.01%	\$356.04 0.01%
5021401101 OTHER FRINGE BENEFITS - OPERATIONS MANAGEMENT		\$21.70	0.00%	\$42.56 0.00%
5021401201 OTHER FRINGE BENEFITS - PARATRANSIT		\$2.89	0.00%	\$5.67 0.00%
5021404101 OTHER FRINGE BENEFITS - VEHICLE MAINTENANCE		\$30.38	0.00%	\$59.58 0.00%
5021404201 OTHER FRINGE BENEFITS - NON-VEHICLE MAINTENANCE		\$11.57	0.00%	\$24.09 0.00%
5021416001 OTHER FRINGE BENEFITS - ADMINISTRATION		(\$1,558.13)	-0.06%	(\$3,904.07) -0.07%



# Gold Coast Transit District

## Income Statement

Division: 01 Gold Coast Transit District

As of: 1/23/2023

From Fiscal Year: 2023 Thru Fiscal Year: 2023	From Period 2 Thru Period 2	Aug-2022 Current Period	Jul-2022 Aug-2022 Year To Date	
5021416201 OTHER FRINGE BENEFITS - PLANNING/MARKETING		\$10.13	0.00%	\$19.86 0.00%
5021416701 OTHER FRINGE BENEFITS - HUMAN RESOURCES		\$4.34	0.00%	\$7.12 0.00%
5021501001 O/BEN PHYS/DRUG TESTING-OPERATIONS		\$3,119.75	0.12%	\$6,816.73 0.11%
5021501101 O/BEN PHYS/DRUG TESTING-OPS MT		\$0.00	0.00%	\$120.15 0.00%
5021501201 O/BEN PHYS/DRUG TESTING-PARA		\$0.00	0.00%	\$16.02 0.00%
5021504101 O/BEN PHYS/DRUG TESTING-MAINT		\$0.00	0.00%	\$72.09 0.00%
5021504201 O/BEN PHYS/DRUG TESTING-NON-VEH MAINT		\$0.00	0.00%	\$168.21 0.00%
5021516001 O/BEN PHYS/DRUG TESTING-ADMIN		\$0.00	0.00%	\$104.13 0.00%
5021516201 O/BEN PHYS/DRUG TESTING-PLAN		\$0.00	0.00%	\$56.07 0.00%
5021516701 O/BEN PHYS/DRUG TESTING- HUMAN RES		\$0.00	0.00%	\$24.03 0.00%
5021601001 EDUCATIONAL ASSISTANCE-OPERS		\$0.00	0.00%	\$0.00 0.00%
5021601101 EDUCATIONAL ASSISTANCE-OPS MGT		\$0.00	0.00%	\$0.00 0.00%
5021601201 EDUCATIONAL ASSISTANCE-PARA		\$0.00	0.00%	\$0.00 0.00%
5021604101 EDUCATIONAL ASSISTANCE-MAINT		\$0.00	0.00%	\$0.00 0.00%
5021604201 EDUCATIONAL ASSISTANCE-NON-VEH MAINT		\$0.00	0.00%	\$0.00 0.00%
5021616001 EDUCATIONAL ASSISTANCE-ADMIN		\$0.00	0.00%	\$0.00 0.00%
5021616201 EDUCATIONAL ASSISTANCE-PLAN		\$0.00	0.00%	\$0.00 0.00%
5021616701 EDUCATIONAL ASSISTANCE - HUMAN RES		\$0.00	0.00%	\$0.00 0.00%
5021701001 FFCRA COVID - OPERATIONS		\$27,328.25	1.04%	\$53,916.95 0.91%
5021701101 FFCRA COVID - OPERATIONS MGMT		\$3,903.55	0.15%	\$3,903.55 0.07%
5021701201 FFCRA COVID - PARATRANSIT		\$1,863.72	0.07%	\$1,863.72 0.03%
5021704101 FFCRA COVID - VEHICLE MAINT		\$3,392.50	0.13%	\$11,269.94 0.19%
5021704201 FFCRA COVID - NON-VEHICLE MAINT		\$1,916.72	0.07%	\$6,105.01 0.10%
5021716001 FFCRA COVID - ADMIN		\$0.00	0.00%	\$5,342.78 0.09%
5021716201 FFCRA COVID - PLAN/MARKETING		\$0.00	0.00%	\$422.04 0.01%
5021716701 SALARY EXPENSE - AB94		\$718.98	0.03%	\$1,099.98 0.02%
5021801001 EFMLA COVID - OPERATIONS		\$2,621.18	0.10%	\$8,200.07 0.14%
5021801101 EFMLA COVID - OPERATIONS MGMT		\$1,595.30	0.06%	\$3,029.28 0.05%
5021801201 EFMLA COVID - PARATRANSIT		\$0.00	0.00%	\$0.00 0.00%
5021804101 EFMLA COVID - VEHICLE MAINT		\$0.00	0.00%	\$55.87 0.00%
5021804201 EFMLA COVID - NON-VEHICLE MAINT		\$0.00	0.00%	\$758.44 0.01%
5021816001 EFMLA COVID - ADMIN		\$0.00	0.00%	\$0.00 0.00%
5021816201 EFMLA COVID - PLAN/MARKETING		\$0.00	0.00%	\$0.00 0.00%
5021901001 SB95 - COVID - OPERATIONS		\$0.00	0.00%	\$0.00 0.00%
5021901101 SB95 - COVID - OPERATIONS MGMT		\$0.00	0.00%	\$0.00 0.00%
5021901201 SB95 - COVID - PARATRANSIT		\$0.00	0.00%	\$0.00 0.00%
5021904101 SB95 - COVID - MAINT		\$0.00	0.00%	\$0.00 0.00%
5021904201 SB95 - COVID - NON-VEH MAINT		\$0.00	0.00%	\$0.00 0.00%
5021916001 SB95 - COVID - ADMIN		\$0.00	0.00%	\$0.00 0.00%
5021916201 SB95 - COVID - PLAN & MKTG		\$0.00	0.00%	\$0.00 0.00%
5022001001 REFERRAL BONUS - OPERATIONS		\$4,500.00	0.17%	\$4,500.00 0.08%
5023001001 AB94 COVID - OPERATIONS		\$0.00	0.00%	\$0.00 0.00%
5023001101 AB94 COVID - OPERATIONS MGMT		\$0.00	0.00%	\$0.00 0.00%
5023001201 AB94 COVID - PARATRANSIT		\$0.00	0.00%	\$0.00 0.00%
5023004101 AB94 COVID - MAINTENANCE		\$0.00	0.00%	\$0.00 0.00%
5023004201 AB94 COVID - NON VEHICLE MAINTENANCE		\$0.00	0.00%	\$0.00 0.00%
5023016001 AB94 COVID - ADMINISTRATION		\$0.00	0.00%	\$0.00 0.00%
5023016201 AB94 COVID - PLANNING.MARKETING		\$0.00	0.00%	\$0.00 0.00%
5023016701 AB94 COVID - HUMAN RESOURCES		\$0.00	0.00%	\$0.00 0.00%
5024001001 PANDEMIC PAY - OPERATIONS		\$0.00	0.00%	\$0.00 0.00%
5024001101 PANDEMIC PAY - OPERATIONS MANAGEMENT		\$0.00	0.00%	\$0.00 0.00%
5024004101 PANDEMIC PAY - VEHICLE MAINTENANCE		\$0.00	0.00%	\$0.00 0.00%
5024004201 PANDEMIC PAY - NON VEHICLE MAINTENANCE		\$0.00	0.00%	\$0.00 0.00%

# Gold Coast Transit District

## Income Statement

Division: 01 Gold Coast Transit District

As of: 1/23/2023

From Fiscal Year: 2023 Thru Fiscal Year: 2023	From Period 2 Thru Period 2	Aug-2022 Current Period	Jul-2022 Aug-2022 Year To Date	
5029900001 TOTAL FRINGE BENEFITS		\$959,820.23	36.50%	\$2,289,387.72 38.51%
5030000001 SERVICES				
5030116001 LEGAL		\$24,489.62	0.93%	\$57,005.19 0.96%
5030216001 AUDIT		\$2,000.00	0.08%	\$2,000.00 0.03%
5030301001 CONT MAINT SERV - OPERATIONS		\$14,333.28	0.55%	\$14,333.28 0.24%
5030301002 CONT MAINT SERV - OPS - CAP GRANTS		\$0.00	0.00%	\$0.00 0.00%
5030301201 CONT MAINT SERV - PARATRANSIT		\$810.15	0.03%	\$2,619.22 0.04%
5030301202 CONT MAINT SERV - PARA - CAP GRANTS		\$0.00	0.00%	\$0.00 0.00%
5030304101 CONT MAINT SERV-VEHICLE MAINT		\$32,573.25	1.24%	\$30,806.85 0.52%
5030304102 CONT MAINT SERV - VEH MAINT - CAP GRANTS		\$0.00	0.00%	\$0.00 0.00%
5030304201 CONT MAINT SERV-NON-VEH MAINT		\$8,380.56	0.32%	\$19,294.68 0.32%
5030304202 CONT MAINT SERV - NON VEH MAINT - CAP GRANTS		\$0.00	0.00%	\$0.00 0.00%
5030316001 CONT MAINT SERV - ADMIN		\$223.80	0.01%	\$574.99 0.01%
5030316002 CONT MAINT SERV - ADMIN - CAP GRANTS		\$0.00	0.00%	\$0.00 0.00%
5030316011 CONT MAINT SERV - IT		\$5,795.79	0.22%	\$18,309.70 0.31%
5030316012 CONT MAINT SERV - HR - CAP GRANTS		\$0.00	0.00%	\$0.00 0.00%
5030316201 CONT MAINT SERV - PLAN/MRKTG		\$0.00	0.00%	\$150.00 0.00%
5030316202 CONT MAINT SERV - PLAN/MRKTG - CAP GRANTS		\$0.00	0.00%	\$0.00 0.00%
5030316701 CONT MAINT SERV - HUMAN RESOURCES		\$0.00	0.00%	\$0.00 0.00%
5030316712 CONT MAINT SERV - IT- CAPITAL GRANTS		\$0.00	0.00%	\$0.00 0.00%
5030401001 O/PROF SERV - OPERATIONS		\$0.00	0.00%	\$0.00 0.00%
5030401101 O/PROF SERVICES - OPER MGMT		\$0.00	0.00%	\$0.00 0.00%
5030401201 O/PROF SERV - PARATRANSIT		\$0.00	0.00%	\$0.00 0.00%
5030404101 O/PROF SERV - VEHICLE MAINT		\$3,542.00	0.13%	\$3,542.00 0.06%
5030404201 O/PROF SERV - NON VEH MAINT		\$0.00	0.00%	\$0.00 0.00%
5030416001 O/PROF SERV - ADMIN		\$91,251.86	3.47%	\$129,150.45 2.17%
5030416201 O/PROF SERVICES - PLAN & MKTG		\$0.00	0.00%	\$0.00 0.00%
5030416701 O/PROF SERV - HUMAN RESOURCES		\$3,740.00	0.14%	\$3,740.00 0.06%
5030501201 TEMPORARY HELP - PARATRANSIT		\$0.00	0.00%	\$0.00 0.00%
5030504101 TEMPORARY HELP - VEHICLE MAINT		\$0.00	0.00%	\$0.00 0.00%
5030504201 TEMPORARY HELP - NON-VEH MAINT		\$0.00	0.00%	\$2,442.08 0.04%
5030516001 TEMPORARY HELP - ADMIN		\$4,329.06	0.16%	\$8,919.50 0.15%
5030516201 TEMPORARY HELP - PLNG/MRKTG		\$0.00	0.00%	\$0.00 0.00%
5030516701 TEMPORARY HELP - HUMAN RESOURCES		\$0.00	0.00%	\$0.00 0.00%
5030604201 SECURITY SERV - VEHICLE MAINT		\$6,900.60	0.26%	\$28,588.16 0.48%
5030701001 ADA PARATRANSIT SERVICES		\$24,958.00	0.95%	\$212,878.42 3.58%
5030701201 ADA SERVICES - PARATRANSIT		\$164,743.50	6.26%	\$164,743.50 2.77%
5030702001 ADA PARATRANSIT CONTINGENCY		\$0.00	0.00%	\$0.00 0.00%
5030704201 CNG STATION EXPENSE		\$1,658.28	0.06%	\$3,435.88 0.06%
5030704202 CNG STATION - CAPITAL GRANTS		\$0.00	0.00%	\$0.00 0.00%
5035016001 ADVERTISING AND PROMOTION FEES		\$0.00	0.00%	\$0.00 0.00%
5039900001 TOTAL SERVICES		\$389,729.75	14.82%	\$702,533.90 11.82%
5040000001 MATERIALS AND SUPPLIES				
5040101002 FUEL/LUBE - OPS CNG VEH		\$125,518.10	4.77%	\$223,700.90 3.76%
5040101201 FUEL/LUBE - PARATRANSIT		\$1,107.11	0.04%	\$1,966.32 0.03%
5040101202 FUEL/LUBE-PARATRANSIT CNG VEH		\$8,655.78	0.33%	\$15,357.71 0.26%
5040104101 FUELS/LUBRICANTS-VEHICLE MAINT		\$1,439.83	0.05%	\$2,359.32 0.04%
5040104102 FUEL/LUBE CNG-VEHICLE MAINT		\$0.00	0.00%	\$0.00 0.00%
5040201001 TIRES/TUBES - OPERATIONS		\$0.00	0.00%	\$1,076.18 0.02%
5040204101 TIRES/TUBES - VEHICLE MAINT		(\$2,872.59)	-0.11%	(\$2,872.59) -0.05%
5040301201 GASOLINE - PARATRANSIT		\$0.00	0.00%	\$0.00 0.00%

# Gold Coast Transit District

## Income Statement

Division: 01 Gold Coast Transit District

As of: 1/23/2023

From Fiscal Year: 2023 Thru Fiscal Year: 2023	From Period 2 Thru Period 2	Aug-2022 Current Period	Jul-2022 Aug-2022 Year To Date	
5040304101 GASOLINE - VEHICLE MAINT		\$0.00	0.00%	\$0.00 0.00%
5040404101 REPAIR PARTS - VEHICLE MAINT		\$54,029.57	2.05%	\$104,435.42 1.76%
5040404102 REPAIR PARTS - VEHICLE MAINT - GRANTS		\$0.00	0.00%	\$0.00 0.00%
5040404201 REPAIR PARTS - FACILITY MAINT		\$290.93	0.01%	\$290.93 0.00%
5040404301 REPAIR PARTS - OBSOLETE PARTS		\$0.00	0.00%	\$0.00 0.00%
5040504101 O/REPAIR PARTS - VEHICLE MAINT		\$0.00	0.00%	\$0.00 0.00%
5040604101 OTHER SHOP MATLS-VEHICLE MAINT		\$28,561.26	1.09%	\$36,342.89 0.61%
5040704101 TOOL ALLOWANCE - VEHICLE MAINT		\$156.81	0.01%	\$8,156.81 0.14%
5040704201 TOOL ALLOWANCE - NON-VEH MAINT		\$0.00	0.00%	\$0.00 0.00%
5040804101 WARRANTY RECOVERY-VEHICLE MAIN		(\$2,959.91)	-0.11%	(\$3,974.91) -0.07%
5040901001 TELEPHONE - OPERATIONS		\$323.12	0.01%	\$661.10 0.01%
5040901101 TELEPHONE - OPERATIONS MGT		\$207.72	0.01%	\$519.30 0.01%
5040901201 TELEPHONE - PARATRANSIT		\$69.24	0.00%	\$173.10 0.00%
5040904101 TELEPHONE - VEHICLE MAINT		\$232.80	0.01%	\$496.66 0.01%
5040916001 TELEPHONE - ADMIN		\$2,026.35	0.08%	\$4,339.30 0.07%
5040916201 TELEPHONE-PLANNING & MARKETING		\$207.72	0.01%	\$519.30 0.01%
5040916701 TELEPHONE - HUMAN RESOURCES		\$138.48	0.01%	\$415.44 0.01%
5041016001 OFFICE SUPPLIES - ADMIN		\$608.33	0.02%	\$2,936.25 0.05%
5041116001 COPIER COSTS		\$360.52	0.01%	\$576.83 0.01%
5041216001 POSTAGE		\$397.25	0.02%	\$1,243.10 0.02%
5042001001 O/MAT & SUPPLIES - OPERATIONS		\$2,712.74	0.10%	\$5,078.20 0.09%
5042001002 O/MAT & SUPPLIES - OPS- CAP GRANTS		\$0.00	0.00%	\$0.00 0.00%
5042001201 O/MAT & SUPPLIES - PARATRANSIT		\$0.00	0.00%	\$0.00 0.00%
5042001202 O/MAT & SUPPLIES - PARA - CAP GRANTS		\$0.00	0.00%	\$0.00 0.00%
5042004101 O/MAT & SUPPLIES-VEHICLE-MAINT		\$5,883.87	0.22%	\$10,932.62 0.18%
5042004102 O/MAT & SUPPLIES - VEH MAINT- CAP GRANTS		\$0.00	0.00%	\$0.00 0.00%
5042004201 O/MAT & SUPPLIES-NON-VEH MAINT		\$4,653.90	0.18%	\$13,618.88 0.23%
5042004202 O/MAT & SUPPLIES - NON VEH MAINT- CAP GRANTS		\$0.00	0.00%	\$0.00 0.00%
5042016001 O/MAT & SUPPLIES - ADMIN		\$7,791.28	0.30%	\$11,097.24 0.19%
5042016002 O/MAT & SUPPLIES - ADMIN- CAP GRANTS		\$0.00	0.00%	\$0.00 0.00%
5042016003 O/MAT & SUPPLIES - SUSPENSE ACCOUNT		\$0.00	0.00%	\$0.00 0.00%
5042016011 O/MAT & SUPPLIES - IT		\$42.54	0.00%	\$9,835.51 0.17%
5042016021 O/MAT & SUPPLIES - IT - CAPITAL GRANTS		\$0.00	0.00%	\$0.00 0.00%
5042016201 O/MAT & SUPPLIES - PLAN/MRKTG		\$3,497.07	0.13%	\$7,132.37 0.12%
5042016202 O/MAT & SUPPLIES - PLAN/MRKTG- CAP GRANTS		\$0.00	0.00%	\$0.00 0.00%
5042016701 O/MAT & SUPPLIES - HUMAN RESOURCES		\$29.60	0.00%	\$7,325.60 0.12%
5042016702 O/MAT & SUPPLIES - HR - CAPITAL GRANTS		\$0.00	0.00%	\$0.00 0.00%
5043001001 TICKETS/SCHEDLS - OPERATIONS		\$0.00	0.00%	\$11,872.02 0.20%
5043001002 TICKETS/SCHEDLS - OPERATIONS - CAP GRANTS		\$0.00	0.00%	\$0.00 0.00%
5043001201 TICKETS/SCHEDLS - PARATRANSIT		\$0.00	0.00%	\$14,812.12 0.25%
5044016001 PLANNING PROJECTS		\$0.00	0.00%	\$0.00 0.00%
5045016001 DISCOUNTS		\$0.00	0.00%	\$0.00 0.00%
5045116001 OTHER FINANCE FEES/CHARGES		\$0.00	0.00%	\$0.00 0.00%
5046016001 SUB-GRANTEE/PASS THROUGH PROJ.		\$0.00	0.00%	\$0.00 0.00%
5047016001 SECTION 18 - CITY OF OJAI		\$0.00	0.00%	\$0.00 0.00%
5049900001 TOTAL MATERIALS AND SUPPLIES		\$243,109.42	9.25%	\$490,423.92 8.25%
5050000001 UTILITIES				
5050101002 ELECTRICITY - CNG STATION		\$28,651.87	1.09%	\$55,656.34 0.94%
5050104201 ELECTRIC - NON-VEH MAINT		\$0.00	0.00%	\$0.00 0.00%
5050204201 GAS - NON-VEH MAINT		\$828.60	0.03%	\$1,429.83 0.02%
5050304201 WATER - NON-VEH MAINT		\$2,706.68	0.10%	\$7,943.12 0.13%
5050404201 SEWER - NON-VEH MAINT		\$200.00	0.01%	\$652.31 0.01%

# Gold Coast Transit District

## Income Statement

Division: 01 Gold Coast Transit District

As of: 1/23/2023

From Fiscal Year: 2023 Thru Fiscal Year: 2023	From Period 2 Thru Period 2	Aug-2022 Current Period	Jul-2022 Aug-2022 Year To Date	
5050504201 REFUSE - NON-VEH MAINT		\$1,024.96	0.04%	\$3,074.88 0.05%
5059900001 TOTAL UTILITIES		\$33,412.11	1.27%	\$68,756.48 1.16%
5060000001 CASUALTY AND LIABILITY COSTS				
5060116001 PUBLIC LIABILITY DAMAGE PREM		\$0.00	0.00%	\$0.00 0.00%
5060116002 PARATRANSIT INSURANCE EXPENSE		\$0.00	0.00%	\$0.00 0.00%
5060216001 OTHER INSURANCE EXPENSE		\$11,892.59	0.45%	\$35,373.19 0.59%
5060316001 SAFETY PROGRAM EXPENSE - ADMIN		\$0.00	0.00%	\$0.00 0.00%
5060316701 SAFETY PROGRAM EXPENSE - HR		\$0.00	0.00%	\$0.00 0.00%
5060416001 CLAIMS EXPENSE		\$16,023.07	0.61%	\$20,887.03 0.35%
5060516001 ROADEO/SAFETY PROGRAM		\$0.00	0.00%	\$0.00 0.00%
5061016001 RECOVERY OF LOSSES		\$0.00	0.00%	\$0.00 0.00%
5061016101 LOSSES FROM ASSET WRITE OFFS		\$0.00	0.00%	\$0.00 0.00%
5069916001 TOTAL CASUALTY AND LIABILITY		\$27,915.66	1.06%	\$56,260.22 0.95%
5070000001 FUEL TAXES				
5070101001 FUEL TAXES		\$0.00	0.00%	\$0.00 0.00%
5070101201 FUEL TAXES - PARATRANSIT		\$0.00	0.00%	\$0.00 0.00%
5079900001 TOTAL FUEL TAXES		\$0.00	0.00%	\$0.00 0.00%
5090000001 MISCELLANEOUS EXPENSE				
5090116001 DUES AND SUBSCRIPTIONS		\$528.00	0.02%	\$27,642.95 0.46%
5090201002 TRAVEL AND MEETINGS - OPERATIONS		\$0.00	0.00%	\$0.00 0.00%
5090201102 TRAVEL AND MEETINGS - OPS MGMT		\$338.15	0.01%	\$3,918.73 0.07%
5090201202 TRAVEL AND MEETINGS - PARATRANSIT		\$0.00	0.00%	\$1,120.00 0.02%
5090204102 TRAVEL AND MEETINGS - VEH MAINT		\$906.92	0.03%	\$2,907.95 0.05%
5090204202 TRAVEL AND MEETINGS - NON-VEH MAINT		\$0.00	0.00%	\$0.00 0.00%
5090216002 TRAVEL AND MEETINGS - ADMIN		\$75.00	0.00%	\$75.00 0.00%
5090216202 TRAVEL AND MEETINGS - PLAN AND MARTKNG		\$2,943.63	0.11%	\$2,943.63 0.05%
5090216702 TRAVEL AND MEETINGS - HUMAN RESOURCES		\$0.00	0.00%	\$0.00 0.00%
5090304201 ENVIRONMENTAL FEES		\$65.00	0.00%	\$5,247.00 0.09%
5090316001 OFFICERS AND DIRECTORS EXPENSE		\$0.00	0.00%	\$446.34 0.01%
5090416701 EMPLOYEE EVENTS - HUMAN RESOURCES		\$1,171.43	0.04%	\$3,095.87 0.05%
5090501001 TRAINING - OPERATIONS		\$461.67	0.02%	\$514.11 0.01%
5090501101 TRAINING - OPERATIONS MGT		\$480.00	0.02%	\$480.00 0.01%
5090501201 TRAINING - PARATRANSIT		\$0.00	0.00%	\$0.00 0.00%
5090504101 TRAINING - VEHICLE MAINT		\$420.00	0.02%	\$1,010.61 0.02%
5090504201 TRAINING NON VEH MAINT		\$120.00	0.00%	\$120.00 0.00%
5090516001 TRAINING - ADMIN		\$3,152.50	0.12%	\$3,152.50 0.05%
5090516201 TRAINING - PLANNING/MARKETING		\$60.00	0.00%	\$60.00 0.00%
5090516701 TRAINING - HUMAN RESOURCES		\$0.00	0.00%	\$0.00 0.00%
5090601201 ADVT/PROMOTIONS - PARATRANSIT		\$0.00	0.00%	\$0.00 0.00%
5090601202 ADVT/PROMOTIONS - PARA - CAP GRANTS		\$0.00	0.00%	\$0.00 0.00%
5090616001 ADVT/PROMOTIONS - ADMIN		\$0.00	0.00%	\$0.00 0.00%
5090616201 ADVT/PROMOTIONS-PLAN MARKETING		\$17,260.91	0.66%	\$26,165.48 0.44%
5090616202 ADVT/PROMOTIONS - PLAN/MRKTG - CAP GRANTS		\$0.00	0.00%	\$0.00 0.00%
5090616204 ADVT/PROMOTIONS-P/M BUS ADV		\$0.00	0.00%	\$0.00 0.00%
5090616205 ADVT/PROMOTIONS-P/M TOKEN TRANSIT		\$3,020.23	0.11%	\$3,020.23 0.05%
5090616701 ADVT/PROMOTIONS - HUMAN RESOURCES		\$0.00	0.00%	\$0.00 0.00%
5090700001 BAD DEBTS EXPENSE		\$0.00	0.00%	\$0.00 0.00%
5090716001 LEGAL ADVERTISING		\$0.00	0.00%	\$0.00 0.00%
5090816001 CASH OVER/SHORT		\$0.00	0.00%	\$0.00 0.00%
5090916001 REFUNDS		\$0.00	0.00%	\$30.00 0.00%

# Gold Coast Transit District

## Income Statement

Division: 01 Gold Coast Transit District

As of: 1/23/2023

From Fiscal Year: 2023 Thru Fiscal Year: 2023	From Period 2 Thru Period 2	Aug-2022 Current Period	Jul-2022 Aug-2022 Year To Date	
5092016001 NONCAPITAL EQUIPMENT		\$12,000.00	0.46%	\$12,000.00 0.20%
5092016002 NONCAPITAL EQUIPMENT - CAP GRANTS		\$0.00	0.00%	\$0.00 0.00%
5092016011 NONCAPITAL EQUIPMENT - I.T.		\$0.00	0.00%	\$0.00 0.00%
5099900001 TOTAL MISCELLANEOUS EXPENSE		\$43,003.44	1.64%	\$93,950.40 1.58%
5110000001 INTEREST EXPENSE				
5110110001 INTEREST EXPENSE-LONG TERM		\$0.00	0.00%	\$0.00 0.00%
5110210001 INTEREST EXPENSE-SHORT TERM		\$307.01	0.01%	\$1,153.01 0.02%
5119900001 TOTAL INTEREST EXPENSE		\$307.01	0.01%	\$1,153.01 0.02%
5120000001 LEASES				
5120016001 LEASE - OXNARD TRANS CENTER		\$1,037.42	0.04%	\$3,112.26 0.05%
5120916001 TOTAL LEASES		\$1,037.42	0.04%	\$3,112.26 0.05%
5130000001 TANGIBLE DEPN AND AMORTIZATION				
5130116001 BUILDING		\$0.00	0.00%	\$0.00 0.00%
5130216001 REVENUE VEHICLES		\$28,734.62	1.09%	\$51,597.46 0.87%
5130316001 OTHER VEHICLES		\$0.00	0.00%	\$0.00 0.00%
5130416001 MAINTENANCE SHOP EQUIPMENT		\$0.00	0.00%	\$0.00 0.00%
5130516001 OFFICE EQUIPMENT		\$0.00	0.00%	\$0.00 0.00%
5130616001 OTHER EQUIPMENT		\$0.00	0.00%	\$0.00 0.00%
5130716001 OTC LEASEHOLD IMPROVEMENTS		\$0.00	0.00%	\$0.00 0.00%
5130916001 TOTAL TRANSIT DEPN & AMORT		\$28,734.62	1.09%	\$51,597.46 0.87%
5131000001 PARATRANSIT DEPRECIATION & AMORT				
5131216001 PARATRANSIT REVENUE VEHICLES		\$0.00	0.00%	\$0.00 0.00%
5131516001 PARATRANSIT OFFICE EQUIPMENT		\$0.00	0.00%	\$0.00 0.00%
5131616001 PARATRANSIT OTHER EQUIPMENT		\$0.00	0.00%	\$0.00 0.00%
5131916001 TOTAL PARA DEPN & AMORT.		\$0.00	0.00%	\$0.00 0.00%
5132000001 INTANGIBLE ASSETS DEPN & AMORT				
5132900001 OTHER INTANGIBLE ASSETS		\$0.00	0.00%	\$0.00 0.00%
5132916001 TOTAL INT'BLE ASSETS DEPN & AMORT		\$0.00	0.00%	\$0.00 0.00%
5164100001 MISCELLANEOUS FEES				
5164116001 CREDIT CARD FEES		\$66.81	0.00%	\$529.87 0.01%
5164116002 TOKEN TRANSIT FEES		\$3,555.09	0.14%	\$3,555.09 0.06%
5164916001 TOTAL MISCELLANEOUS FEES		\$3,621.90	0.14%	\$4,084.96 0.07%
5170000001 DEBT SERVICE EXPENSE				
5170110001 SERIES 2017 - COPS - INT EXP		\$0.00	0.00%	\$0.00 0.00%
5170120001 SERIES 2017 - COPS - PREM AMORT		\$0.00	0.00%	\$0.00 0.00%
5170130001 SERIES 2017 - COPS - COST OF ISS		\$0.00	0.00%	\$0.00 0.00%
5179900001 TOTAL DEBT SERVICE EXPENSE		\$0.00	0.00%	\$0.00 0.00%
5180000001 FEMA EXPENSE				
5180101001 FEMA OPERATIONS DEPT 10		\$0.00	0.00%	\$0.00 0.00%
5180101101 FEMA OPERATIONS MGMT DEPT 11		\$0.00	0.00%	\$0.00 0.00%
5180101201 FEMA PARATRANSIT DEPT 12		\$0.00	0.00%	\$0.00 0.00%
5180104101 FEMA MAINT DEPT 41		\$0.00	0.00%	\$0.00 0.00%
5180104201 FEMA MAINT DEPT 42		\$0.00	0.00%	\$0.00 0.00%
5180116001 FEMA ADMIN DEPT 160		\$0.00	0.00%	\$0.00 0.00%
5180116201 FEMA PLANNING/MKTG DEPT 162		\$0.00	0.00%	\$0.00 0.00%

# Gold Coast Transit District

## Income Statement

Division: 01 Gold Coast Transit District

As of: 1/23/2023

From Fiscal Year: 2023 Thru Fiscal Year: 2023	From Period 2 Thru Period 2	Aug-2022 Current Period		Jul-2022 Aug-2022 Year To Date	
5180116701 FEMA HUMAN RESOURCES DEPT 167		\$0.00	0.00%	\$0.00	0.00%
5189900001 TOTAL FEMA EXPENSE		\$0.00	0.00%	\$0.00	0.00%
5200000001 CONTINGENCY					
5200999001 TOTAL CONTINGENCY		\$0.00	0.00%	\$0.00	0.00%
5201160001 OPERATING CONTINGENCY		\$0.00	0.00%	\$0.00	0.00%
5500000001 TOTAL EXPENSES		\$2,629,606.25	100.00%	\$5,945,257.52	100.00%
6000000001 PROFIT/LOSS		(\$768,779.14)	-29.24%	(\$3,890,510.01)	-65.44%

**Gold Coast Transit District  
Schedule of Money Transfers  
For the Month of August 2022**

Date	Description	Accounts		Amount
		From	To	
8/3/2022	Transfer for AP Chk Run	UB Money Market 2	UB General Account	453,888.41
8/10/2022	Transfer for AP Chk Run and Payroll 8/12/2022	UB Money Market 2	UB General Account	611,864.36
8/17/2022	Transfer for AP Chk Run	UB Money Market 2	UB General Account	104,992.68
8/24/2022	Transfer for AP Chk Run and Payroll 8/26/2022	UB Money Market 2	UB General Account	672,251.21
8/31/2022	Transfer for AP Chk Run	UB Money Market 2	UB General Account	348,136.04
				<u>2,191,132.70</u>


**Gold Coast Transit District  
Payroll Information**

<b>Pay Date</b>	<b>Period End</b>	<b>Gross Earnings</b>	<b>Net Pay</b>	<b>Payroll Tax</b>	<b>Non-tax Deductions</b>
12-Aug-22	6-Aug-22	\$ 537,230.38	\$ 384,383.97	\$ 7,610.98	\$ 84,214.84
26-Aug-22	20-Aug-22	\$ 531,969.76	\$ 384,753.36	\$ 7,549.01	\$ 82,800.93
		<b>\$ 1,069,200.14</b>	<b>\$ 769,137.33</b>	<b>\$ 15,159.99</b>	<b>\$ 167,015.77</b>





Item #4d


**DATE** February 1, 2023  
**TO** GCTD Board of Directors  
**FROM** Dawn Perkins, Director of Finance   
**SUBJECT** **Consider Approval of Financial Statements & Schedule of Money Transfers for September 2022**

---

Attached for the Board's approval is a copy of GCTD's Financial Statements and Schedule of Money Transfers covering the period ending September 30, 2022.

Attachments

**GENERAL MANAGER'S CONCURRENCE**

  
\_\_\_\_\_  
Vanessa Rauschenberger  
General Manager

**GOLD COAST TRANSIT DISTRICT**

CITY OF OJAI | CITY OF OXNARD | CITY OF PORT HUENEME | CITY OF VENTURA | COUNTY OF VENTURA  
1901 AUTO CENTER DRIVE, OXNARD, CA 93036-7966 | P 805.483.3959 | F 805.487.0925 | GCTD.ORG

# Gold Coast Transit District

## Balance Sheet

Division: 01 Gold Coast Transit District

As of: 1/24/2023

Fiscal Year: 2023    Period: 3    Sep-2022

### 1000000001 ASSETS

#### 1010000001 CASH

1010120001 CASH UNION BANK GENERAL	(\$6,026,848.96)	
1010220001 CASH UNION BANK PAYROLL	\$145,831.21	
1010500001 CASH SPECIAL DEPOSITS, OTHER	\$0.00	
1010610001 CASH UNION BANK MONEY MARKET 2	\$8,803,406.05	
1011200001 CASH ADMINISTRATION - PETTY CASH	\$500.00	
1011300001 CASH ON HAND	\$175.00	
1012000001 CASH CERTIFICATE OF DEPOSIT	\$0.00	
1013000001 CASH STATE AGENCY INVESTMENT	\$101,141.96	
1013100001 MARKET VALUATION OF STATE AGENCY INVESTMENT	\$1,317.29	
1019900001 TOTAL CASH		\$3,025,522.55

#### 1020000001 ACCOUNTS RECEIVABLE

1020100001 ACCOUNTS RECEIVABLE TRADE	\$86,486.75	
1020200001 INTEREST RECEIVABLE	\$81.54	
1020210001 INTEREST RECEIVABLE - RESTRICTED ACCOUNTS	\$2,746.10	
1020210002 INTEREST RECEIVABLE - STA	\$45.00	
1020210003 INTEREST RECEIVABLE - SGR	\$10.00	
1020300001 RECEIVABLE OTHER	\$2,979,621.85	
1020400001 RECEIVABLE STATE	\$0.00	
1021000001 RECEIVABLE FEDERAL CAP/PLAN.	\$0.00	
1021100001 RECEIVABLE FEDERAL OPERATIONS	\$125,953.00	
1022000001 RECEIVABLE STATE CAPITAL	\$0.00	
1023000001 RECEIVABLE OTHER GOVERNMENT AGENCIES	\$31,944.03	
1029900001 TOTAL ACCOUNTS RECEIVABLE		\$3,226,888.27

#### 1030000001 INVENTORY

1031000001 MATERIALS/SUPPLIES INVENTORY	\$692,510.76	
1031000002 MATERIALS/SUPPLIES INVENTORY - GRANTS	\$0.00	
1031000003 MAT/SUPPLIES CNG STATION - GRANTS	\$0.00	
1031100001 MATERIALS/SUP INVTRY - CNG STATION	\$11,357.96	
1032100001 OIL INVENTORY	\$0.00	
1032200001 LUBE OILS INVENTORY	\$154,763.59	
1032300001 SYNTHETIC TRANS OIL INVENTORY	\$0.00	
1033000001 TIRE INVENTORY	\$19,245.91	
1033100001 EQUIPMENT INVENTORY	\$0.00	
1034000001 OTHER	\$0.00	
1035000001 ALLOWANCE INVENTORY DISPOSITION	\$0.00	
1039900001 TOTAL INVENTORY		\$877,878.22

#### 1040000001 OTHER CURRENT ASSETS

1040100001 OTHER CURRENT ASSETS	\$0.00	
1040500001 ADVANCES	\$0.00	
1049900001 TOTAL OTHER CURRENT ASSETS		\$0.00

#### 1050000001 WORK IN PROCESS

1050200001 WORK IN PROCESS - CAP PROJECTS	\$4,636.08	
1050210001 WORK IN PROCESS - NEW FACILITY	\$10.00	
1050211001 WORK IN PROCESS - NEW FAC, LANDSCAPE & GROUND	\$0.00	
1050212001 WORK IN PROCESS - NEW FAC - COP's INTEREST	\$5,272.00	
1050240001 WORK IN PROC - NEW BUSES	\$1,818,622.50	

# Gold Coast Transit District

## Balance Sheet

Division: 01 Gold Coast Transit District

As of: 1/24/2023

Fiscal Year: 2023    Period: 3    Sep-2022

1050240101	WORK IN PROC - FRB - PROJECTS	\$0.00	
1050240111	WORK IN PROC - FRB - REPOWER NF BUSES	\$0.00	
1050240121	WORK IN PROC ESS- FRB - REBUILD ENGINES	\$0.00	
1050241001	WORK IN PROCESS - PARATRANSIT BUSES	\$0.00	
1050242001	WORK IN PROCESS-VOICE ANNUNCIATOR	\$0.00	
1059900001	TOTAL WORK IN PROCESS		\$1,828,540.58
1110000001	TANGIBLE TRANSIT PROPERTY		
1110100001	LAND	\$300,298.43	
1110110001	LAND - NEW FACILITY	\$8,680,763.00	
1110200001	BUILDING	\$0.00	
1110210001	BUILDING - NEW FACILITY	\$43,543,693.83	
1110300001	REVENUE VEHICLES	\$34,565,920.52	
1110400001	OTHER VEHICLES	\$680,455.97	
1110500001	MAINTENANCE EQUIPMENT	\$1,342,647.75	
1110600001	OFFICE EQUIPMENT	\$1,107,602.81	
1110700001	OTHER EQUIPMENT	\$2,764,008.26	
1110800001	OTC LEASEHOLD IMPROVEMENTS	\$276,130.51	
1114000001	TOTAL TANGIBLE TRANSIT PROPERTY		\$93,261,521.08
1115200001	ACCUMULATED DEPRECIATION-BUILDING	\$0.00	
1115200101	ACCUMULATED DEPRECIATION-FEDERAL	(\$1,455,140.13)	
1115200111	ACCUMULATED DEPRECIATION-STATE	(\$435,762.35)	
1115200201	ACCUMULATED DEPRECIATION-LOCAL	\$645.81	
1115200301	ACCUMULATED DEPRECIATION-OPERATOR	(\$79.04)	
1115300001	ACCUMULATED DEPRECIATION-REVENUE VEHICLES	\$0.00	
1115300101	ACCUMULATED DEPRECIATION-FEDERAL	(\$17,520,862.28)	
1115300111	ACCUMULATED DEPRECIATION-STATE	(\$2,103,831.53)	
1115300201	ACCUMULATED DEPRECIATION-LOCAL	(\$1,599,368.56)	
1115300301	ACCUMULATED DEPRECIATION-OPERATOR	(\$11,540.73)	
1115400001	ACCUMULATED DEPRECIATION-OTHER VEHICLES	\$0.00	
1115400101	ACCUMULATED DEPRECIATION-FEDERAL	(\$355,331.05)	
1115400111	ACCUMULATED DEPRECIATION-STATE	\$0.00	
1115400201	ACCUMULATED DEPRECIATION-LOCAL	(\$70,729.89)	
1115400301	ACCUMULATED DEPRECIATION-OPERATOR	\$0.00	
1115500001	ACCUMULATED DEPRECIATION-MAINTENANCE EQUIP	\$0.00	
1115500101	ACCUMULATED DEPRECIATION-FEDERAL	(\$191,303.78)	
1115500111	ACCUMULATED DEPRECIATION-STATE	(\$87,152.68)	
1115500201	ACCUMULATED DEPRECIATION-LOCAL	(\$18,166.61)	
1115500301	ACCUMULATED DEPRECIATION-OPERATOR	\$0.00	
1115600001	ACCUMULATED DEPRECIATION-OFFICE EQUIPMENT	\$0.00	
1115600101	ACCUMULATED DEPRECIATION-FEDERAL	(\$698,562.07)	
1115600111	ACCUMULATED DEPRECIATION-STATE	(\$183,786.89)	
1115600201	ACCUMULATED DEPRECIATION-LOCAL	(\$111,789.57)	
1115600301	ACCUMULATED DEPRECIATION-OPERATOR	\$0.00	
1115700001	ACCUMULATED DEPRECIATION-OTHER EQUIPMENT	\$0.00	
1115700101	ACCUMULATED DEPRECIATION-FEDERAL	(\$1,237,570.96)	
1115700111	ACCUMULATED DEPRECIATION-STATE	(\$113,052.26)	
1115700201	ACCUMULATED DEPRECIATION-LOCAL	(\$39,999.80)	
1115700301	ACCUMULATED DEPRECIATION-OPERATOR	(\$13,416.60)	
1115800001	ACCUMULATED DEPRECIATION-OTC LEASEHOLD IMP	\$0.00	
1115800101	ACCUMULATED DEPRECIATION-FEDERAL	\$0.00	
1115800111	ACCUMULATED DEPRECIATION-STATE	(\$56,633.44)	
1115800201	ACCUMULATED DEPRECIATION-LOCAL	(\$108,319.24)	
1115800301	ACCUMULATED DEPRECIATION-OPERATOR	\$0.00	
1116000001	TOTAL ACCUMULATED DEPRECIATION		(\$26,411,753.65)

# Gold Coast Transit District

## Balance Sheet

Division: 01 Gold Coast Transit District

As of: 1/24/2023

Fiscal Year: 2023    Period: 3    Sep-2022

1119900001 NET TANGIBLE TRANSIT PROPERTY		\$66,849,767.43
1120000001 PARATRANSIT TANGIBLE TRANS PROPERTY		
1120300001 PARATRANSIT REVENUE VEHICLES	\$2,186,986.67	
1120600001 PARATRANSIT OFFICE EQUIPMENT	\$88,637.68	
1120700001 PARATRANSIT OTHER EQUIPMENT	\$79,551.26	
1124000001 TOTAL PARATRANSIT TANGIBLE PROPERTY		\$2,355,175.61
1125300001 ACCUMULATED DEPRECIATION PARATRANSIT REVENUE	\$0.00	
1125300101 ACCUMULATED DEPRECIATION-FEDERAL	\$0.02	
1125300111 ACCUMULATED DEPRECIATION-STATE	(\$1,869,407.04)	
1125300201 ACCUMULATED DEPRECIATION-LOCAL	\$0.43	
1125300301 ACCUMULATED DEPRECIATION-OPERATOR	(\$59,316.87)	
1125600001 ACCUMULATED DEPRECIATION PARATRANSIT OFF EQUI	\$0.00	
1125600101 ACCUMULATED DEPRECIATION-FEDERAL	(\$19,271.09)	
1125600111 ACCUMULATED DEPRECIATION-STATE	(\$53,790.83)	
1125600201 ACCUMULATED DEPRECIATION-LOCAL	(\$4,817.73)	
1125600301 ACCUMULATED DEPRECIATION-OPERATOR	(\$0.08)	
1125700001 ACCUMULATED DEPRECIATION PARATRANSIT OTHER E	\$0.00	
1125700101 ACCUMULATED DEPRECIATION-FEDERAL	(\$51,213.66)	
1125700111 ACCUMULATED DEPRECIATION-STATE	(\$15,534.39)	
1125700201 ACCUMULATED DEPRECIATION-LOCAL	(\$12,803.40)	
1125700301 ACCUMULATED DEPRECIATION-OPERATOR	\$0.00	
1126000001 TOTAL ACCUMULATED DEPRECIATION PARATRANSIT PR		(\$2,086,154.64)
1129900001 NET PARATRANSIT TANG PROPERTY		\$269,020.97
1210000001 INTANGIBLE ASSETS		
1210500001 OTHER INTANGIBLE ASSETS	\$39,401.32	
1214000001 TOTAL INTANGIBLE ASSETS		\$39,401.32
1214500001 ACCUMULATED DEPRECIATION - OTHER INT ASSETS	\$0.00	
1214500101 ACCUMULATED DEPRECIATION-FEDERAL	(\$30,268.12)	
1214500111 ACCUMULATED DEPRECIATION-STATE	\$0.00	
1214500201 ACCUMULATED DEPRECIATION-LOCAL	(\$9,133.20)	
1214500301 ACCUMULATED DEPRECIATION-OPERATOR	\$0.00	
1216000001 TOTAL ACCUMULATED DEPRECIATION - INTANGIBLE AS		(\$39,401.32)
1219900001 NET INTANGIBLE ASSETS		\$0.00
1310000001 INVESTMENTS		
1310100001 OTHER INVESTMENTS	\$0.00	
1319900001 TOTAL INVESTMENTS		\$0.00
1410000001 SPECIAL FUNDS		
1410110001 2017 CERTIFICATES OF PARTICIPATION	\$0.00	
1410111001 2017 CERTIFICATES OF PARTICIPATION- PAYMT FUND	\$905,918.89	
1410112001 2017 CERTIFICATES OF PARTICIPATION - RESV FUND	\$1,376,908.69	
1410113001 2017 CERTIFICATES OF PARTICIPAT - COST OF ISS	\$0.00	
1410200001 SPECIAL FUNDS CAPITAL IMPROVEMENT	\$1,228,926.92	
1410201001 CAPITAL RESERVE FOR FY 2016	\$0.00	
1410210001 MEMBER TRANSIT FAC CAPITAL RESERVE	\$130,000.00	
1410211001 MEMBER TRANS FACILITY CAPITAL RESERVE FY 2016	\$0.00	
1410212001 MARKET VALUATION OF CAPITAL RESERVE FUND	(\$8,889.22)	
1410220001 2017 CERTIFICATES OF PARTICIPATION	\$0.00	
1410221001 2017 CERTIFICATES OF PARTICIPATION - PROJ FUND	\$288,465.87	
1410300001 RESTRICTED CASH	\$0.00	
1410411001 DOR - CONTRIBUTIONS AFTER MD	\$2,318,825.00	
1410411002 DOR - PENSION RELATED	\$1,154,320.00	

# Gold Coast Transit District

## Balance Sheet

Division: 01 Gold Coast Transit District

As of: 1/24/2023

Fiscal Year: 2023    Period: 3    Sep-2022

1410411003 DOR - OPEB CONTRIBUTIONS	\$27,158.00	
1410411004 DOR - OPEB RELATED	\$28,099.00	
1410420001 DEFERRED COMPENSATION	\$4,827,536.22	
1419900001 TOTAL SPECIAL FUNDS		\$12,277,269.37
1510000001 OTHER ASSETS		
1510100001 PREPAID INSURANCE	\$248,451.76	
1510110001 PREPAID EXPENSES	\$761,736.54	
1510200001 DEPOSITS	\$1,482.00	
1511000001 SPARE COMPONENTS	\$0.00	
1519900001 TOTAL OTHER ASSETS		\$1,011,670.30
1999900001 TOTAL ASSETS		\$89,366,557.69
2000000001 LIABILITIES AND CAPITAL		
2010000001 ACCOUNTS PAYABLE		
2010100004 ACCOUNTS PAYABLE-TRADE	\$463,546.81	
2010200001 CONTRACT RETENTIONS	\$0.00	
2010300001 DUE OTHER GOVERNMENT AGENCIES	\$0.00	
2011000001 MISCELLANEOUS	\$59,972.39	
2019990001 TOTAL ACCOUNTS PAYABLE		\$523,519.20
2020000001 ACCRUED PAYROLL LIABILITIES		
2020100001 ACCRUED PAYROLL	\$232,575.64	
2020100002 WAGES PAYABLE	\$0.00	
2020200001 PAYROLL TAX LIABILITY-FIT	(\$505.95)	
2020300001 PAYROLL TAX LIABILITY-SIT	\$301.52	
2020400001 PAYROLL TAX LIABILITY-SDI	(\$1,542.64)	
2020500001 PAYROLL TAX LIABILITY-FICA	\$0.48	
2020600001 PAYROLL TAX LIABILITY-MEDICARE	(\$12.84)	
2021000001 PAYROLL DEDUCTIONS-PERS	(\$21,117.56)	
2021010001 PAYROLL DEDUCTIONS-EMPLOYEE PERS	(\$322,969.77)	
2021011001 PAYROLL DEDUCTIONS-EMPLOYEE PERS PEPRA	\$539,835.57	
2021020001 PAYROLL DEDUCTIONS-EMPLOYER PERS	\$228,087.27	
2021100001 PAYROLL DEDUCTIONS-SURVIVORS BENEFITS	\$2,780.28	
2021200001 PAYROLL DEDUCTIONS-VCFCU	\$0.00	
2021230001 PAYROLL DEDUCTIONS-DIRECT DEPOSITS	\$7,381.62	
2021300001 PAYROLL DEDUCTIONS-OCFCU	\$0.00	
2021400001 PAYROLL DEDUCTIONS-UNION DUES	\$27,494.90	
2021500001 PAYROLL DEDUCTIONS-GARNISHMENT	(\$3,286.58)	
2021600001 PAYROLL DEDUCTIONS-DEFERRED COMPENSATION	(\$34,117.06)	
2021610001 PAYROLL DEDUCTION - DEFERRED COMP EMPLOYEE LO	\$0.00	
2021640001 PAYROLL DEDUCTIONS-FLEXIBLE BENEFITS	\$43,341.79	
2021650001 PAYROLL DEDUCTIONS-LIFE INSURANCE	\$36,542.46	
2021700001 PAYROLL DEDUCTIONS-UNION OTHER	(\$7,703.46)	
2021800001 PAYROLL DEDUCTIONS-UN DIIP	\$0.00	
2021900001 PAYROLL DEDUCTIONS-UNITED WAY	(\$67.00)	
2022000001 ACCRUED SICK LEAVE	\$56,415.19	
2022000002 NONCURRENT SICK LEAVE	\$188,870.00	
2022100001 ACCRUED VACATION/COMP LEAVE	\$825,189.35	
2023000001 ACCRUED WORKERS COMPENSATION	\$0.00	
2023100001 ACCRUED HEALTH BENEFITS	\$3,030,696.13	

# Gold Coast Transit District

## Balance Sheet

Division: 01 Gold Coast Transit District

As of: 1/24/2023

Fiscal Year: 2023    Period: 3    Sep-2022

2024000001 DUE TO PERS	\$0.00	
2025000001 NET OPEB OBLIGATION	\$169,847.00	
2029900001 TOTAL ACCRUED PAYROLL LIABILITIES		\$4,998,036.34
2030000001 ACCRUED TAX LIABILITIES		
2030100001 SALES TAX PAYABLE	\$1.66	
2030200001 PAYROLL TAXES PAYABLE	\$0.00	
2030300001 CNG USE FUEL TAX PAYABLE	\$0.00	
2030400001 CONSUMER USE TAX PAYABLE	\$911.11	
2039900001 TOTAL ACCRUED TAX LIABILITIES		\$912.77
2050000001 OTHER CURRENT LIABILITIES		
2050110001 UNEARNED REVENUES	(\$0.10)	
2050200001 REFUNDABLE DEPOSITS	\$0.00	
2050210001 SMARTCARD COLLECTIONS FOR VCTC	\$6,883.74	
2050300001 FUNDS HELD IN TRUST	\$0.00	
2050400001 PREPAID MAINTENANCE COSTS	\$0.00	
2050500001 NOTES PAYABLE	\$0.00	
2050700001 UZA SPECIAL FUND	\$0.00	
2059900001 TOTAL OTHER CURRENT LIABILITIES		\$6,883.64
2210000001 LONG-TERM DEBT		
2210111002 SERIES 2017-COP PREMIUM CURRENT	\$54,623.00	
2210210001 SERIES 2017 - CERTIFICATES OF PARTICIPATION	\$20,635,803.65	
2210210002 SERIES 2017-COP DEBT CURRENT	\$390,000.00	
2210211001 SERIES 2017- COPs - PREMIUM	\$1,420,203.00	
2210212001 SERIES 2017- COPs - ACCRUED INTEREST PAYABLE	(\$485,803.65)	
2210212002 SERIES 2017-COP PREMIUM CURRENT	\$0.00	
2219900001 TOTAL LONG TERM DEBT		\$22,014,826.00
2310000001 ESTIMATED LIABILITIES		
2310100001 NET PENSION LIABILITY	\$14,531,003.00	
2310110001 DIR - PENSION RELATED	\$72,442.00	
2310110002 DIR - CHANGES IN ASSUMPTIONS	\$0.00	
2310110003 DIR - DIFF BET PROJ AND ACT EXPERIENCE	\$0.00	
2310110004 DIR - OPEB RELATED	\$342,971.00	
2310200001 SELF INSURED RETENTION PL/PD	\$0.00	
2319900001 TOTAL ESTIMATED LIABILITIES		\$14,946,416.00
2410000001 DEFERRED CREDITS		
2410100001 DEFERRED COMPENSATION	\$4,827,536.22	
2410200001 DEFERRED INCOME - TDA	\$495,262.00	
2410210001 DEFERRED INCOME - NON TDA	\$0.00	
2410220001 DEFERRED INC - STATE OF GOOD REPAIR		
2410221001 PROJECT - NEAR ZERO ENG REPLACEMENT	\$0.00	
2419900001 TOTAL DEFERRED CREDITS		\$5,322,798.22
2999900001 TOTAL LIABILITIES		\$47,813,392.17
3000000001 CAPITAL		
3010000001 GOVERNMENT ENTITY OWNERSHIP		

# Gold Coast Transit District

## Balance Sheet

Division: 01 Gold Coast Transit District

As of: 1/24/2023

Fiscal Year: 2023 Period: 3 Sep-2022

3010100001 CITY OF OXNARD	(\$617,472.61)	
3010200001 CITY OF SAN BUENAVENTURA	\$0.00	
3019900001 TOTAL GOVERNMENT ENTITY OWNERSHIP		(\$617,472.61)
3040000001 GRANTS AND CAPITAL		
3040100001 FEDERAL GOVERNMENT CAPITAL GRANTS	\$0.00	
3040110001 STATE GOVMT CAPITAL GRANTS	\$0.00	
3040200001 LOCAL GOVMT CAPITAL GRANTS	\$0.00	
3049900001 TOTAL GRANTS AND CAPITAL		\$0.00
3050000001 ACCUMULATED EARNINGS		
3050100001 ACCUMULATED EARNINGS	\$48,137,163.49	
3059900001 TOTAL ACCUMULATED EARNINGS		\$48,137,163.49
3109900001 TOTAL CAPITAL		\$47,519,690.88
3209900001 TOTAL CAPITAL AND LIABILITIES		\$95,333,083.05

# Gold Coast Transit District

## Income Statement

Division: 01 Gold Coast Transit District

As of: 1/24/2023

From Fiscal Year: 2023 Thru Fiscal Year: 2023	From Period 3 Thru Period 3	Sep-2022 Current Period	Jul-2022 Sep-2022 Year To Date	
4000000001 REVENUES				
4010000001 PASSENGER FARES				
4010100001 PASSENGER FARES-PASS PAID		\$126,110.58	70.63%	\$411,939.96 18.45%
4010102001 PASSENGER FARES - ORG PAID		\$2,837.50	1.59%	\$18,948.88 0.85%
4010110001 ADA PARATRANSIT FARES-PASS PAID		\$3,439.00	1.93%	\$9,888.00 0.44%
4010112001 ADA PARATRANSIT FARES - ORG PAID		\$360.00	0.20%	\$22,230.00 1.00%
4019900001 TOTAL PASSENGER FARES		\$132,747.08	74.35%	\$463,006.84 20.73%
4020000001 SPECIAL TRANSIT FARES				
4020100001 SPECIAL TRANSIT FARES		\$0.00	0.00%	\$0.00 0.00%
4020400001 LOCAL ROUTE GUARANTEE - FIXED ROUTE		\$0.00	0.00%	\$526.65 0.02%
4020400002 LOCAL ROUTE GUARANTEE - PARATRANSIT		\$0.00	0.00%	\$0.00 0.00%
4020410002 MEDI-CAL ADMIN ACTIVITIES (MAA) REIM FARES		\$0.00	0.00%	\$0.00 0.00%
4020411001 LCTOP - FARE SUPPORT/TOKEN TRANSIT		\$0.00	0.00%	\$0.00 0.00%
4020411002 LCTOP SUPPORT FOR ROUTE 23		\$0.00	0.00%	\$0.00 0.00%
4020412001 LCTOP - FARE SUPPORT/ FREE FARE DAYS		\$0.00	0.00%	\$0.00 0.00%
4020413001 LCTOP FARE SUPPORT PROG-VCTC COL PASS PROGRAM		\$17,772.00	9.95%	\$32,854.50 1.47%
4029900001 TOTAL SPECIAL TRANSIT FARES		\$17,772.00	9.95%	\$33,381.15 1.49%
4060000001 AUXILIARY TRANSPORTATION REVENUE				
4060200001 OTHER		\$0.00	0.00%	\$0.00 0.00%
4060300001 REVENUE VEHICLE ADVERTISING		\$26,407.00	14.79%	\$74,603.25 3.34%
4060990001 ALTERNATIVE FUEL EXCISE TAX CREDIT		\$0.00	0.00%	\$0.00 0.00%
4069900001 TOTAL AUXILIARY TRANS REVENUES		\$26,407.00	14.79%	\$74,603.25 3.34%
4070000001 NONTRANSPORTATION REVENUES				
4070100001 INVESTMENT INCOME		\$0.00	0.00%	\$250.37 0.01%
4070101001 INVESTMENT INCOME-FAIR MARKET VALUATION		\$0.00	0.00%	\$0.00 0.00%
4070110001 INVESTMENT INCOME SPECIAL FUND CAPITAL IMPROVEMENT		\$0.00	0.00%	\$0.00 0.00%
4070110002 INVESTMENT INCOME - STA		\$0.00	0.00%	\$0.00 0.00%
4070110003 INVESTMENT INCOME - SGR		\$0.00	0.00%	\$0.00 0.00%
4070111001 INVESTMENT INCOME SPCL FND CAP IMP-FAIR MRKT VAL		\$0.00	0.00%	\$0.00 0.00%
4070120001 INVESTMENT INCOME SPECIAL FUND		\$0.00	0.00%	\$0.00 0.00%
4070130001 SERIES 2017 - COPS - INTEREST EARNED		\$1,144.50	0.64%	\$1,862.12 0.08%
4070131001 SERIES 2017 - COP MARKET VALUATION		(\$16,006.54)	-8.96%	(\$9,764.96) -0.44%
4070200001 SALE OF CNG FUEL		\$0.00	0.00%	\$0.00 0.00%
4070300001 SALE OF EQUIPMENT		\$0.00	0.00%	\$0.00 0.00%
4070400001 SALE OF SCRAP MATERIAL		\$341.85	0.19%	\$747.08 0.03%
4070500001 INCOME FROM ENERGY CREDITS		\$0.00	0.00%	\$59,424.27 2.66%
4070600001 INSURANCE PROCEEDS		\$0.00	0.00%	\$3,450.00 0.15%
4070900001 OTHER		\$0.00	0.00%	\$648.09 0.03%
4079900001 TOTAL NONTRANSPORTATION REVENUES		(\$14,520.19)	-8.13%	\$56,616.97 2.54%
4090000001 LOCAL GRANTS AND REIMBURSEMENTS				
4090100001 LOCAL TRANSPORTATION FUNDS		\$0.00	0.00%	\$0.00 0.00%
4090200001 LTF PLANNING REVENUES		\$0.00	0.00%	\$0.00 0.00%
4090300001 LTF REVENUE-SUBGRANT/PASS THRU		\$0.00	0.00%	\$0.00 0.00%
4090310001 LOCAL REVENUE-PASS THRU VCAPCD		\$0.00	0.00%	\$0.00 0.00%



# Gold Coast Transit District

## Income Statement

Division: 01 Gold Coast Transit District

As of: 1/24/2023

From Fiscal Year: 2023 Thru Fiscal Year: 2023	From Period 3 Thru Period 3	Sep-2022 Current Period	Jul-2022 Sep-2022 Year To Date	
4090400001 OTHER LOCAL		\$0.00	0.00%	\$0.00 0.00%
4099900001 TOTAL LOCAL GRANTS & REIMB		\$0.00	0.00%	\$0.00 0.00%
4110000001 STATE GRANTS AND REIMBURSEMENTS				
4110100001 STATE TRANSIT ASSISTANCE FUNDS		\$16,139.68	9.04%	\$75,878.00 3.40%
4110110001 STATE OF GOOD REPAIR FUNDS		\$0.00	0.00%	\$7,368.87 0.33%
4110710001 STATE - HVIP ENGINE REPL PROGRAM		\$0.00	0.00%	\$0.00 0.00%
4118000001 PROP 1B/PTMISEA ASSISTANCE CAPITAL PROJ		\$0.00	0.00%	\$0.00 0.00%
4119000001 OTHER STATE ASSISTANCE		\$0.00	0.00%	\$0.00 0.00%
4119900001 TOTAL STATE GRANTS & REIMB		\$16,139.68	9.04%	\$83,246.87 3.73%
4130000001 FEDERAL GRANTS AND REIMBURSEMENT				
4130100001 SECTION 5307 OPERATING ASSISTANCE.		\$0.00	0.00%	\$0.00 0.00%
4130200001 SECTION 5307 PLANNING ASSISTANCE		\$0.00	0.00%	\$0.00 0.00%
4130300001 SECTION 5307 PREVENTATIVE MAINTENANCE		\$0.00	0.00%	\$0.00 0.00%
4130400001 ADA ASSISTANCE		\$0.00	0.00%	\$0.00 0.00%
4130410001 DEMO PROJECT - NYELAND ACRES		\$0.00	0.00%	\$0.00 0.00%
4130420001 DEMO PROJECT - VENTURA		\$0.00	0.00%	\$0.00 0.00%
4130430001 DEMO PROJECT - MARKET-VALENTINE SHUTTLE		\$0.00	0.00%	\$0.00 0.00%
4130440001 DEMO PROJECT - VINEYARD CORRIDOR ROUTE		\$0.00	0.00%	\$0.00 0.00%
4130440002 SECTION 5307 JARC - SOUTH OXNARD MICROTRANSIT		\$0.00	0.00%	\$0.00 0.00%
4130450001 JARC FUNDING FOR ROUTE 19		\$0.00	0.00%	\$0.00 0.00%
4130450002 JARC FUNDING FOR ROUTE 20		\$0.00	0.00%	\$0.00 0.00%
4130460001 DEMO PROJECT - VICTORIA ROUTE		\$0.00	0.00%	\$0.00 0.00%
4130460002 DEMO PROJECT - CMAQ ROUTE 22 WC NA		\$0.00	0.00%	\$0.00 0.00%
4130460003 DEMO PROJECT - CMAQ VENTURA ROAD ROUTE 23		\$0.00	0.00%	\$0.00 0.00%
4130500001 SECTION 5307 PASS THROUGH		\$0.00	0.00%	\$0.00 0.00%
4130600001 SECTION 5307 FEDERAL OTHER		\$0.00	0.00%	\$1,426,623.00 63.88%
4130700001 SECTION 5310 FEDERAL OTHER		\$0.00	0.00%	\$0.00 0.00%
4130700004 SECTION 5310 MOBILITY GRANTS		\$0.00	0.00%	\$94,286.00 4.22%
4130800001 CARES ACT OPERATING ASSIST.		\$0.00	0.00%	\$0.00 0.00%
4130900001 OTHER FEDERAL GRANTS/REIMBURSEMENTS		\$0.00	0.00%	\$0.00 0.00%
4131000001 CARES ACT PREVENTATIVE MAINTENANCE		\$0.00	0.00%	\$0.00 0.00%
4131100001 CARES ACT ADA ASSISTANCE		\$0.00	0.00%	\$0.00 0.00%
4131110001 CARES ACT BUSINESS SYSTEMS UPGRADE		\$0.00	0.00%	\$0.00 0.00%
4131200001 FEMA		\$0.00	0.00%	\$0.00 0.00%
4131210001 ARP: 5307-9 PREVENTATIVE MAINTENANCE		\$0.00	0.00%	\$0.00 0.00%
4131220001 ARP: ADA PARATRANSIT SERVICE CONTRACT		\$0.00	0.00%	\$0.00 0.00%
4131230001 ARP: ADA LATE NIGHT SAFE RIDES CONTRACT		\$0.00	0.00%	\$1,529.00 0.07%
4132000001 SECTION 5339 - BUSES & FACILITIES		\$0.00	0.00%	\$0.00 0.00%
4139900001 TOTAL FEDERAL GRANTS & REIMBURSEMENTS		\$0.00	0.00%	\$1,522,438.00 68.17%
4310000001 DEPRECIATION OFFSET				
4310100001 DEPRECIATION OFFSET		\$0.00	0.00%	\$0.00 0.00%
4319900001 TOTAL DEPRECIATION OFFSET		\$0.00	0.00%	\$0.00 0.00%
4800000001 TOTAL REVENUES		\$178,545.57	100.00%	\$2,233,293.08 100.00%
5000000001 EXPENSES				
5010000001 LABOR				
5010100001 LABOR - OPERATORS		\$0.00	0.00%	\$0.00 0.00%

# Gold Coast Transit District

## Income Statement

Division: 01 Gold Coast Transit District

As of: 1/24/2023

From Fiscal Year: 2023 Thru Fiscal Year: 2023	From Period 3 Thru Period 3	Sep-2022 Current Period	Jul-2022 Sep-2022 Year To Date	
5010101001 LABOR-SALARY/WAGES OPERATIONS		\$480,422.01	19.35%	\$1,663,695.61 19.74%
5010101002 LABOR-SALARY/WAGES - OPERATORS OT		\$38,685.42	1.56%	\$190,531.80 2.26%
5010201101 LABOR-O/WAGES - OPERATIONS MGT		\$78,723.01	3.17%	\$264,800.28 3.14%
5010201201 LABOR-SALARY/WAGES - PARATRANSIT		\$12,007.59	0.48%	\$41,662.04 0.49%
5010204101 LABOR-SALARY/WAGES - VEHICLE MAINTENANCE		\$87,834.51	3.54%	\$290,870.74 3.45%
5010204102 LABOR-SALARY/WAGES - VEHICLE MAINTENANCE OT		\$0.00	0.00%	\$0.00 0.00%
5010204201 LABOR-SALARY/WAGES - NON-VEHICLE MAINTENANCE		\$30,766.85	1.24%	\$104,375.16 1.24%
5010204202 LABOR-SALARY/WAGES - NON VEHICLE MAINTENANCE OT		\$0.00	0.00%	\$0.00 0.00%
5010216001 LABOR-SALARY/WAGES - ADMINISTRATION		\$93,050.34	3.75%	\$314,699.18 3.73%
5010216002 LABOR-SALARY/WAGES - ADMINISTRATION OT		\$0.00	0.00%	\$0.00 0.00%
5010216201 LABOR-SALARY/WAGES - PLANNING/MARKETING		\$35,959.51	1.45%	\$126,127.53 1.50%
5010216202 LABOR-SALARY/WAGES - PLANNING/MARKETING OT		\$0.00	0.00%	\$0.00 0.00%
5010216701 LABOR-SALARY/WAGES - HUMAN RESOURCES		\$17,853.91	0.72%	\$62,538.00 0.74%
5010216702 LABOR-SALARY/WAGES - HUMAN RESOURCES OT		\$0.00	0.00%	\$0.00 0.00%
5019900001 TOTAL LABOR		\$875,303.15	35.25%	\$3,059,300.34 36.30%
5020000001 FRINGE BENEFITS				
5020101001 FICA - OPERATIONS		\$8,531.18	0.34%	\$30,186.54 0.36%
5020101101 FICA - OPERATIONS MANAGEMENT		\$1,348.67	0.05%	\$4,732.09 0.06%
5020101201 FICA - PARATRANSIT		\$189.40	0.01%	\$659.48 0.01%
5020104101 FICA - VEHICLE MAINTENANCE		\$1,513.17	0.06%	\$5,065.49 0.06%
5020104201 FICA - NON-VEHICLE MAINTENANCE		\$689.70	0.03%	\$2,279.32 0.03%
5020116001 FICA - ADMINISTRATION		\$1,584.17	0.06%	\$5,434.94 0.06%
5020116201 FICA - PLANNING/MARKETING		\$636.37	0.03%	\$2,333.62 0.03%
5020116701 FICA - HUMAN RESOURCES		\$356.42	0.01%	\$1,368.88 0.02%
5020201001 PENSION PLAN - OPERATIONS		\$59,072.66	2.38%	\$277,525.75 3.29%
5020201002 PENSION PLAN - OPS - EMPLOYER - FIXED AMT		\$83,891.61	3.38%	\$251,674.87 2.99%
5020201011 PENSION PLAN - OPERATIONS - CLASSIC		\$5,009.07	0.20%	\$22,256.54 0.26%
5020201101 PENSION PLAN - OPERATIONS MANAGEMENT		\$10,199.05	0.41%	\$45,336.09 0.54%
5020201102 PENSION PLAN - OPERATIONS MGT - EMPLOYER - FIXED AMT		\$9,987.10	0.40%	\$29,961.30 0.36%
5020201111 PENSION PLAN - OPERATIONS MANAGEMENT - CLASSIC		\$1,489.20	0.06%	\$6,241.80 0.07%
5020201201 PENSION PLAN - PARATRANSIT		\$1,431.48	0.06%	\$6,833.56 0.08%
5020201202 PENSION PLAN - PARATRANSIT - EMPLOYER - FIXED AMT		\$1,331.61	0.05%	\$3,994.83 0.05%
5020201211 PENSION PLAN - PARATRANSIT - CLASSIC		\$180.66	0.01%	\$809.49 0.01%
5020204101 PENSION PLAN - VEHICLE MAINTENANCE		\$10,668.71	0.43%	\$50,031.93 0.59%
5020204102 PENSION PLAN - VEHICLE MAINT - EMPLOYER - FIXED AMT		\$13,981.94	0.56%	\$41,945.82 0.50%
5020204111 PENSION PLAN - VEHICLE MAINTENANCE - CLASSIC		\$715.76	0.03%	\$3,690.43 0.04%
5020204201 PENSION PLAN - NON-VEHICLE MAINTENANCE		\$3,285.44	0.13%	\$17,113.66 0.20%
5020204202 PENSION PLAN - NON-VEH MAT - EMPLOYER - FIXED AMT		\$5,992.26	0.24%	\$17,976.78 0.21%
5020204211 PENSION PLAN - NON-VEHICLE MAINTENANCE - CLASSIC		\$0.00	0.00%	\$0.00 0.00%
5020216001 PENSION PLAN - ADMINISTRATION		\$10,000.28	0.40%	\$48,407.76 0.57%
5020216002 PENSION PLAN - ADMINISTRATION - EMPLOYER - FIXED AMT		\$8,655.49	0.35%	\$25,966.47 0.31%
5020216011 PENSION PLAN - ADMINISTRATION - CLASSIC		\$1,204.52	0.05%	\$5,345.30 0.06%
5020216201 PENSION PLAN - PLANNING/MARKETING		\$4,434.77	0.18%	\$20,305.02 0.24%
5020216202 PENSION PLAN - PLANNING/MARK - EMPLOYER - FIXED AMT		\$4,660.65	0.19%	\$13,981.95 0.17%
5020216211 PENSION PLAN - PLANNING/MARKETING - CLASSIC		\$281.42	0.01%	\$1,188.10 0.01%

# Gold Coast Transit District

## Income Statement

Division: 01 Gold Coast Transit District

As of: 1/24/2023

From Fiscal Year: 2023 Thru Fiscal Year: 2023	From Period 3 Thru Period 3	Sep-2022 Current Period	Jul-2022 Sep-2022 Year To Date	
5020216701 PENSION PLAN - HUMAN RESOURCES - EMPLYR		\$2,486.92	0.10%	\$11,493.79 0.14%
5020216702 PENSION PLAN - HUMAN RESOURCES- EMPLYR - FIXED AMT		\$1,997.42	0.08%	\$5,992.26 0.07%
5020216711 PENSION PLAN - HUMAN RESOURCES - CLASSIC		\$203.36	0.01%	\$904.42 0.01%
5020220101 PENSION EXPENSE (INC) - OPERATIONS		\$0.00	0.00%	\$0.00 0.00%
5020220111 PENSION EXPENSE (INC) - OPERATIONS MANAGEMENT		\$0.00	0.00%	\$0.00 0.00%
5020220121 PENSION EXPENSE (INC) - PARATRANSIT		\$0.00	0.00%	\$0.00 0.00%
5020220411 PENSION EXPENSE (INC) - VEHICLE MAINTENANCE		\$0.00	0.00%	\$0.00 0.00%
5020220421 PENSION EXPENSE (INC) - NON VEHICLE MAINTENANCE		\$0.00	0.00%	\$0.00 0.00%
5020221601 PENSION EXPENSE (INC) - ADMINISTRATION		\$0.00	0.00%	\$0.00 0.00%
5020221621 PENSION EXPENSE (INC) - PLANNING/MARKETING		\$0.00	0.00%	\$0.00 0.00%
5020221671 PENSION EXPENSE (INC) - HUMAN RESOURCES		\$0.00	0.00%	\$0.00 0.00%
5020230101 LONG-TERM DISABILITY - OPERATIONS		\$0.00	0.00%	\$4,109.17 0.05%
5020230111 LONG-TERM DISABILITY - OPERATIONS MANAGEMENT		\$39.12	0.00%	\$660.19 0.01%
5020230121 LONG-TERM DISABILITY - PARATRANSIT		\$25.84	0.00%	\$157.81 0.00%
5020230411 LONG-TERM DISABILITY - VEH MAINT		\$0.00	0.00%	\$707.38 0.01%
5020230421 LONG-TERM DISABILITY - NON-VEHICLE MAINTENANCE		\$7.20	0.00%	\$310.36 0.00%
5020231601 LONG-TERM DISABILITY - ADMINISTRATION		\$180.59	0.01%	\$1,067.79 0.01%
5020231621 LONG-TERM DISABILITY - PLANNING/MARKETING		\$51.86	0.00%	\$417.30 0.00%
5020231671 LONG-TERM DISABILITY - HUMAN RESOURCES		\$34.29	0.00%	\$218.38 0.00%
5020301001 HEALTH INSURANCE - OPERATIONS		\$255,272.11	10.28%	\$791,844.93 9.40%
5020301002 HEALTH INSURANCE - POST RETIREMENT - OPERATIONS		\$0.00	0.00%	\$0.00 0.00%
5020301003 HEALTH INSURANCE - OPEB DEF CONTS - OPERATIONS		\$0.00	0.00%	\$0.00 0.00%
5020301004 HEALTH INSURANCE - OPEB GASB 75 EXP - OPERATIONS		\$0.00	0.00%	\$0.00 0.00%
5020301101 HEALTH INSURANCE - OPERATIONS MANAGEMENT		\$35,788.71	1.44%	\$116,575.23 1.38%
5020301102 HEALTH INS - POST RETIREMENT - OPERATIONS MGT		\$0.00	0.00%	\$0.00 0.00%
5020301103 HEALTH INSURANCE - OPEB DEF CONTS - OPERATIONS MGT		\$0.00	0.00%	\$0.00 0.00%
5020301104 HEALTH INSURANCE - OPEB GASB 75 EXP - OPS MGT		\$0.00	0.00%	\$0.00 0.00%
5020301201 HEALTH INSURANCE - PARATRANSIT		\$5,734.88	0.23%	\$18,432.00 0.22%
5020301202 HEALTH INSURANCE -POST RETIREMENT - PARATRANSIT		\$0.00	0.00%	\$0.00 0.00%
5020301203 HEALTH INSURANCE - OPEB DEF CONTS - PTRANSIT		\$0.00	0.00%	\$0.00 0.00%
5020301204 HEALTH INSURANCE - OPEB GASB 75 EXP - PTRANSIT		\$0.00	0.00%	\$0.00 0.00%
5020304101 HEALTH INSURANCE - VEHICLE MAINTENANCE		\$39,658.04	1.60%	\$125,653.24 1.49%
5020304102 HEALTH INSURANCE - POST RETIREMENT - VEHICLE MAINT		\$0.00	0.00%	\$0.00 0.00%
5020304103 HEALTH INSURANCE - OPEB DEF CONTS - VEHICLE MAINT		\$0.00	0.00%	\$0.00 0.00%
5020304104 HEALTH INSURANCE - OPEB GASB 75 EXP - VEHICLE MAIN		\$0.00	0.00%	\$0.00 0.00%
5020304201 HEALTH INSURANCE - NON-VEHICLE MAINTENANCE		\$18,412.86	0.74%	\$57,500.25 0.68%
5020304202 HEALTH INSURANCE - POST RETIREMENT - NON-VEH MAINT		\$0.00	0.00%	\$0.00 0.00%
5020304203 HEALTH INSURANCE - OPEB DEF CONTS - NON VEH MAINT		\$0.00	0.00%	\$0.00 0.00%
5020304204 HEALTH INSURANCE - OPEB GASB 75 EXP - NON VEH MAIN		\$0.00	0.00%	\$0.00 0.00%

# Gold Coast Transit District

## Income Statement

Division: 01 Gold Coast Transit District

As of: 1/24/2023

From Fiscal Year: 2023 Thru Fiscal Year: 2023	From Period 3 Thru Period 3	Sep-2022 Current Period	Jul-2022 Sep-2022 Year To Date	
5020316001 HEALTH INSURANCE - ADMINISTRATION		\$25,944.64	1.04%	\$86,626.75 1.03%
5020316002 HEALTH INS - POST RETIREMENT - ADMIN		\$0.00	0.00%	\$0.00 0.00%
5020316003 HEALTH INS - RETIREES - CURRENT YEAR		\$2,533.00	0.10%	\$7,897.00 0.09%
5020316004 HEALTH INS - OPEB DEF CONTS - ADM		\$0.00	0.00%	\$0.00 0.00%
5020316005 HEALTH INS - OPEB GASB 75 EXP - ADM		\$0.00	0.00%	\$0.00 0.00%
5020316006 HEALTH INS - OPEB DEF CONTS - RET		\$0.00	0.00%	\$0.00 0.00%
5020316007 HEALTH INS - OPEB GASB 75 EXP - RET		\$0.00	0.00%	\$0.00 0.00%
5020316201 HEALTH INS - PLAN/MARKETING		\$17,872.46	0.72%	\$57,224.03 0.68%
5020316202 HEALTH INS - POST RETIREMENT - PLAN/MARKETING		\$0.00	0.00%	\$0.00 0.00%
5020316203 HEALTH INS - OPEB DEF CONTS - P&M		\$0.00	0.00%	\$0.00 0.00%
5020316204 HEALTH INS - OPEB GASB 75 EXP - P&M		\$0.00	0.00%	\$0.00 0.00%
5020316701 HEALTH INS - HUMAN RESOURCES		\$5,920.10	0.24%	\$20,234.85 0.24%
5020316702 HEALTH INS - RETIREES -HUMAN RESOURCES		\$0.00	0.00%	\$0.00 0.00%
5020316703 HEALTH INS - OPEB DEF CONTS - HR		\$0.00	0.00%	\$0.00 0.00%
5020316704 HEALTH INS - OPEB GASB 75 EXP - HR		\$0.00	0.00%	\$0.00 0.00%
5020401001 DENTAL PLANS - OPERATIONS		\$7,385.23	0.30%	\$18,100.29 0.21%
5020401101 DENTAL PLANS - OPERATIONS MGT		\$981.68	0.04%	\$2,806.74 0.03%
5020401201 DENTAL PLANS - PARATRANSIT		\$130.62	0.01%	\$383.16 0.00%
5020404101 DENTAL PLANS - VEHICLE MAIN		\$1,006.66	0.04%	\$2,995.28 0.04%
5020404201 DENTAL PLANS - NON-VEH MAINT		\$424.44	0.02%	\$1,054.82 0.01%
5020416001 DENTAL PLANS - ADMIN		\$820.04	0.03%	\$2,614.52 0.03%
5020416201 DENTAL PLANS - PLAN/MARKETING		\$542.19	0.02%	\$1,240.87 0.01%
5020416701 DENTAL PLANS - HUMAN RESOURCES		\$272.80	0.01%	\$736.00 0.01%
5020501001 LIFE INSURANCE - OPERATIONS		\$1,439.70	0.06%	\$10,714.11 0.13%
5020501101 LIFE INSURANCE -OPERATIONS MGT		\$138.93	0.01%	\$1,198.47 0.01%
5020501201 LIFE INSURANCE - PARATRANSIT		\$26.46	0.00%	\$185.80 0.00%
5020504101 LIFE INSURANCE - VEHICLE MAINT		\$123.45	0.00%	\$1,397.32 0.02%
5020504201 LIFE INSURANCE - NON-VEH MAINT		\$24.94	0.00%	\$506.65 0.01%
5020516001 LIFE INSURANCE - ADMIN		\$140.91	0.01%	\$1,102.65 0.01%
5020516201 LIFE INSURANCE -PLAN/MARKETING		\$23.58	0.00%	\$408.70 0.00%
5020516701 LIFE INSURANCE - HUMAN RESOURCES		\$20.89	0.00%	\$209.19 0.00%
5020701001 UNEMP INS - OPERATIONS		\$0.00	0.00%	\$0.00 0.00%
5020701101 UNEMP INS - OPERATIONS MGT		\$0.00	0.00%	\$0.00 0.00%
5020701201 UNEMP INS - PARATRANSIT		\$0.00	0.00%	\$0.00 0.00%
5020704101 UNEMP INS - VEHICLE MAINT		\$0.00	0.00%	\$0.00 0.00%
5020704201 UNEMP INS - NON-VEH MAINT		\$0.00	0.00%	\$0.00 0.00%
5020716001 UNEMP INS - ADMIN		\$0.00	0.00%	\$0.00 0.00%
5020716201 UNEMP INS -PLANNING/MARKETING		\$0.00	0.00%	\$0.00 0.00%
5020716701 UNEMP INS - HUMAN RESOURCES		\$0.00	0.00%	\$0.00 0.00%
5020801001 WORKERS COMPENSATION - OPERATIONS		\$71,011.28	2.86%	\$213,033.84 2.53%
5020801101 WORKERS COMPENSATION - OPERATIONS MANAGEMENT		\$8,453.73	0.34%	\$25,361.19 0.30%
5020801201 WORKERS COMPENSATION - PARATRANSIT		\$1,127.16	0.05%	\$3,381.48 0.04%
5020804101 WORKERS COMPENSATION - VEHICLE MAINTENANCE		\$11,835.21	0.48%	\$35,505.63 0.42%
5020804201 WORKERS COMPENSATION - NON-VEHICLE MAINTENANCE		\$5,072.23	0.20%	\$15,216.69 0.18%
5020816001 WORKERS COMPENSATION - ADMINISTRATION		\$7,326.57	0.30%	\$21,979.71 0.26%
5020816201 WORKERS COMPENSATION -PLANNING/MARKETING		\$3,945.07	0.16%	\$11,835.21 0.14%
5020816701 WORKERS COMPENSATION - HUMAN RESOURCES		\$1,690.75	0.07%	\$5,072.25 0.06%
5020901001 SICK LEAVE - OPERATIONS		\$11,027.09	0.44%	\$58,797.65 0.70%
5020901101 SICK LEAVE - OPERATIONS MANAGEMENT		\$919.44	0.04%	\$11,866.26 0.14%
5020901201 SICK LEAVE - PARATRANSIT		\$266.25	0.01%	\$476.04 0.01%

# Gold Coast Transit District

## Income Statement

Division: 01 Gold Coast Transit District

As of: 1/24/2023

From Fiscal Year: 2023 Thru Fiscal Year: 2023	From Period 3 Thru Period 3	Sep-2022 Current Period	Jul-2022 Sep-2022 Year To Date	
5020904101 SICK LEAVE - VEHICLE MAINTENANCE		\$2,124.07	0.09%	\$14,021.65 0.17%
5020904201 SICK LEAVE - NON-VEHICLE MAINTENANCE		\$592.65	0.02%	\$3,267.53 0.04%
5020916001 SICK LEAVE - ADMINISTRATION		\$2,568.34	0.10%	\$11,757.47 0.14%
5020916201 SICK LEAVE - PLANNING/MARKETING		\$3,511.47	0.14%	\$7,133.96 0.08%
5020916701 SICK LEAVE - HUMAN RESOURCES		\$0.00	0.00%	\$626.68 0.01%
5021001001 HOLIDAY - OPERATIONS		\$19,033.23	0.77%	\$40,344.19 0.48%
5021001002 HOLIDAY - OPERATIONS (WORKED)		\$0.00	0.00%	\$0.00 0.00%
5021001101 HOLIDAY - OPERATIONS MANAGEMENT		\$3,365.55	0.14%	\$6,859.22 0.08%
5021001102 HOLIDAY - OPERATIONS MANAGEMENT (WORKED)		\$0.00	0.00%	\$0.00 0.00%
5021001201 HOLIDAY - PARATRANSIT		\$670.93	0.03%	\$1,341.86 0.02%
5021004101 HOLIDAY - VEHICLE MAINTENANCE		\$3,448.62	0.14%	\$6,239.87 0.07%
5021004102 HOLIDAY - VEHICLE MAINTENANCE (WORKED)		\$0.00	0.00%	\$0.00 0.00%
5021004201 HOLIDAY - NON-VEHICLE MAINTENANCE		\$900.00	0.04%	\$2,123.44 0.03%
5021004202 HOLIDAY -NON-VEHICLE MAINTENANCE (WORKED)		\$0.00	0.00%	\$0.00 0.00%
5021016001 HOLIDAY - ADMINISTRATION		\$4,623.72	0.19%	\$9,404.67 0.11%
5021016002 HOLIDAY - ADMINISTRATION (WORKED)		\$0.00	0.00%	\$0.00 0.00%
5021016201 HOLIDAY - PLANNING/MARKETING		\$1,707.83	0.07%	\$3,793.83 0.05%
5021016202 HOLIDAY - PLANNING/ MARKETING (WORKED)		\$0.00	0.00%	\$0.00 0.00%
5021016701 HOLIDAY - HUMAN RESOURCES		\$1,168.13	0.05%	\$2,336.26 0.03%
5021016702 HOLIDAY - HUMAN RESOURCES (WORKED)		\$0.00	0.00%	\$0.00 0.00%
5021101001 VACATION - OPERATIONS		\$51,317.94	2.07%	\$149,284.32 1.77%
5021101101 VACATION - OPERATIONS MANAGEMENT		\$13,014.17	0.52%	\$45,045.77 0.53%
5021101201 VACATION - PARATRANSIT		\$868.53	0.03%	\$2,769.36 0.03%
5021104101 VACATION - VEHICLE MAINTENANCE		\$5,872.17	0.24%	\$22,737.44 0.27%
5021104201 VACATION - NON-VEHICLE MAINTENANCE		\$2,406.20	0.10%	\$7,379.55 0.09%
5021116001 VACATION - ADMINISTRATION		\$3,310.88	0.13%	\$19,782.41 0.23%
5021116201 VACATION - PLANNING/MARKETING		\$341.89	0.01%	\$12,486.56 0.15%
5021116701 VACATION - HUMAN RESOURCES		\$0.00	0.00%	\$2,740.25 0.03%
5021201001 OTHER PAID ABSENCE - OPERATIONS		\$4,302.56	0.17%	\$20,235.36 0.24%
5021201101 OTHER PAID ABSENCE - OPERATIONS MANAGEMENT		\$0.00	0.00%	\$760.48 0.01%
5021201201 OTHER PAID ABSENCE - PARATRANSIT		\$0.00	0.00%	\$0.00 0.00%
5021204101 OTHER PAID ABSENCE - VEHICLE MAINTENANCE		\$1,762.88	0.07%	\$5,664.48 0.07%
5021204201 OTHER PAID ABSENCE - NON-VEHICLE MAINTENANCE		\$1,311.79	0.05%	\$2,488.21 0.03%
5021216001 OTHER PAID ABSENCE - ADMINISTRATION		\$0.00	0.00%	\$0.00 0.00%
5021216201 OTHER PAID ABSENCE -PLAN/MARKETING		\$0.00	0.00%	\$0.00 0.00%
5021216701 OTHER PAID ABSENCE - HUMAN RESOURCES		\$0.00	0.00%	\$0.00 0.00%
5021301001 UNIFORMS - OPERATIONS		\$0.00	0.00%	\$2,114.32 0.03%
5021301101 UNIFORMS - OPERATIONS MANAGEMENT		\$0.00	0.00%	\$0.00 0.00%
5021301201 UNIFORMS - PARATRANSIT		\$0.00	0.00%	\$0.00 0.00%
5021304101 UNIFORMS - VEHICLE MAINTENANCE		\$2,064.89	0.08%	\$9,112.13 0.11%
5021304201 UNIFORMS - NON-VEHICLE MAINTENANCE		\$130.30	0.01%	\$4,307.28 0.05%
5021316001 UNIFORMS - ADMINISTRATION		\$0.00	0.00%	\$0.00 0.00%
5021316201 UNIFORMS - PLANNING/MARKETING		\$0.00	0.00%	\$0.00 0.00%
5021316701 UNIFORMS - HUMAN RESOURCES		\$0.00	0.00%	\$0.00 0.00%
5021401001 OTHER FRINGE BENEFITS - OPERATIONS		\$0.00	0.00%	\$356.04 0.00%
5021401101 OTHER FRINGE BENEFITS - OPERATIONS MANAGEMENT		\$0.00	0.00%	\$42.56 0.00%
5021401201 OTHER FRINGE BENEFITS - PARATRANSIT		\$0.00	0.00%	\$5.67 0.00%
5021404101 OTHER FRINGE BENEFITS - VEHICLE MAINTENANCE		\$0.00	0.00%	\$59.58 0.00%
5021404201 OTHER FRINGE BENEFITS - NON-VEHICLE MAINTENANCE		\$0.00	0.00%	\$24.09 0.00%
5021416001 OTHER FRINGE BENEFITS - ADMINISTRATION		(\$1,576.94)	-0.06%	(\$5,481.01) -0.07%

# Gold Coast Transit District

## Income Statement

Division: 01 Gold Coast Transit District

As of: 1/24/2023

From Fiscal Year: 2023 Thru Fiscal Year: 2023	From Period 3 Thru Period 3	Sep-2022 Current Period	Jul-2022 Sep-2022 Year To Date	
5021416201 OTHER FRINGE BENEFITS - PLANNING/MARKETING		\$0.00	0.00%	\$19.86 0.00%
5021416701 OTHER FRINGE BENEFITS - HUMAN RESOURCES		\$0.00	0.00%	\$7.12 0.00%
5021501001 O/BEN PHYS/DRUG TESTING-OPERATIONS		\$3,246.00	0.13%	\$10,062.73 0.12%
5021501101 O/BEN PHYS/DRUG TESTING-OPS MT		\$0.00	0.00%	\$120.15 0.00%
5021501201 O/BEN PHYS/DRUG TESTING-PARA		\$0.00	0.00%	\$16.02 0.00%
5021504101 O/BEN PHYS/DRUG TESTING-MAINT		\$0.00	0.00%	\$72.09 0.00%
5021504201 O/BEN PHYS/DRUG TESTING-NON-VEH MAINT		\$0.00	0.00%	\$168.21 0.00%
5021516001 O/BEN PHYS/DRUG TESTING-ADMIN		\$0.00	0.00%	\$104.13 0.00%
5021516201 O/BEN PHYS/DRUG TESTING-PLAN		\$0.00	0.00%	\$56.07 0.00%
5021516701 O/BEN PHYS/DRUG TESTING- HUMAN RES		\$0.00	0.00%	\$24.03 0.00%
5021601001 EDUCATIONAL ASSISTANCE-OPERS		\$0.00	0.00%	\$0.00 0.00%
5021601101 EDUCATIONAL ASSISTANCE-OPS MGT		\$0.00	0.00%	\$0.00 0.00%
5021601201 EDUCATIONAL ASSISTANCE-PARA		\$0.00	0.00%	\$0.00 0.00%
5021604101 EDUCATIONAL ASSISTANCE-MAINT		\$0.00	0.00%	\$0.00 0.00%
5021604201 EDUCATIONAL ASSISTANCE-NON-VEH MAINT		\$0.00	0.00%	\$0.00 0.00%
5021616001 EDUCATIONAL ASSISTANCE-ADMIN		\$0.00	0.00%	\$0.00 0.00%
5021616201 EDUCATIONAL ASSISTANCE-PLAN		\$0.00	0.00%	\$0.00 0.00%
5021616701 EDUCATIONAL ASSISTANCE - HUMAN RES		\$0.00	0.00%	\$0.00 0.00%
5021701001 FFCRA COVID - OPERATIONS		\$10,335.89	0.42%	\$64,252.84 0.76%
5021701101 FFCRA COVID - OPERATIONS MGMT		\$0.00	0.00%	\$3,903.55 0.05%
5021701201 FFCRA COVID - PARATRANSIT		\$0.00	0.00%	\$1,863.72 0.02%
5021704101 FFCRA COVID - VEHICLE MAINT		\$5,454.02	0.22%	\$16,723.96 0.20%
5021704201 FFCRA COVID - NON-VEHICLE MAINT		\$1,146.12	0.05%	\$7,251.13 0.09%
5021716001 FFCRA COVID - ADMIN		\$1,528.56	0.06%	\$6,871.34 0.08%
5021716201 FFCRA COVID - PLAN/MARKETING		\$0.00	0.00%	\$422.04 0.01%
5021716701 SALARY EXPENSE - AB94		\$1,025.14	0.04%	\$2,125.12 0.03%
5021801001 EFMLA COVID - OPERATIONS		\$7,078.09	0.29%	\$15,278.16 0.18%
5021801101 EFMLA COVID - OPERATIONS MGMT		\$31.26	0.00%	\$3,060.54 0.04%
5021801201 EFMLA COVID - PARATRANSIT		\$0.00	0.00%	\$0.00 0.00%
5021804101 EFMLA COVID - VEHICLE MAINT		\$0.00	0.00%	\$55.87 0.00%
5021804201 EFMLA COVID - NON-VEHICLE MAINT		\$0.00	0.00%	\$758.44 0.01%
5021816001 EFMLA COVID - ADMIN		\$0.00	0.00%	\$0.00 0.00%
5021816201 EFMLA COVID - PLAN/MARKETING		\$0.00	0.00%	\$0.00 0.00%
5021901001 SB95 - COVID - OPERATIONS		\$0.00	0.00%	\$0.00 0.00%
5021901101 SB95 - COVID - OPERATIONS MGMT		\$0.00	0.00%	\$0.00 0.00%
5021901201 SB95 - COVID - PARATRANSIT		\$0.00	0.00%	\$0.00 0.00%
5021904101 SB95 - COVID - MAINT		\$0.00	0.00%	\$0.00 0.00%
5021904201 SB95 - COVID - NON-VEH MAINT		\$0.00	0.00%	\$0.00 0.00%
5021916001 SB95 - COVID - ADMIN		\$0.00	0.00%	\$0.00 0.00%
5021916201 SB95 - COVID - PLAN & MKTG		\$0.00	0.00%	\$0.00 0.00%
5022001001 REFERRAL BONUS - OPERATIONS		\$2,000.00	0.08%	\$6,500.00 0.08%
5023001001 AB94 COVID - OPERATIONS		\$0.00	0.00%	\$0.00 0.00%
5023001101 AB94 COVID - OPERATIONS MGMT		\$0.00	0.00%	\$0.00 0.00%
5023001201 AB94 COVID - PARATRANSIT		\$0.00	0.00%	\$0.00 0.00%
5023004101 AB94 COVID - MAINTENANCE		\$0.00	0.00%	\$0.00 0.00%
5023004201 AB94 COVID - NON VEHICLE MAINTENANCE		\$0.00	0.00%	\$0.00 0.00%
5023016001 AB94 COVID - ADMINISTRATION		\$0.00	0.00%	\$0.00 0.00%
5023016201 AB94 COVID - PLANNING.MARKETING		\$0.00	0.00%	\$0.00 0.00%
5023016701 AB94 COVID - HUMAN RESOURCES		\$0.00	0.00%	\$0.00 0.00%
5024001001 PANDEMIC PAY - OPERATIONS		\$0.00	0.00%	\$0.00 0.00%
5024001101 PANDEMIC PAY - OPERATIONS MANAGEMENT		\$0.00	0.00%	\$0.00 0.00%
5024004101 PANDEMIC PAY - VEHICLE MAINTENANCE		\$0.00	0.00%	\$0.00 0.00%
5024004201 PANDEMIC PAY - NON VEHICLE MAINTENANCE		\$0.00	0.00%	\$0.00 0.00%

# Gold Coast Transit District

## Income Statement

Division: 01 Gold Coast Transit District

As of: 1/24/2023

From Fiscal Year: 2023 Thru Fiscal Year: 2023	From Period 3 Thru Period 3	Sep-2022 Current Period	Jul-2022 Sep-2022 Year To Date	
5029900001 TOTAL FRINGE BENEFITS		\$960,350.34	38.68%	\$3,249,738.06 38.56%
5030000001 SERVICES				
5030116001 LEGAL		\$17,670.50	0.71%	\$74,675.69 0.89%
5030216001 AUDIT		\$2,900.00	0.12%	\$4,900.00 0.06%
5030301001 CONT MAINT SERV - OPERATIONS		\$347.16	0.01%	\$14,680.44 0.17%
5030301002 CONT MAINT SERV - OPS - CAP GRANTS		\$0.00	0.00%	\$0.00 0.00%
5030301201 CONT MAINT SERV - PARATRANSIT		\$1,208.35	0.05%	\$3,827.57 0.05%
5030301202 CONT MAINT SERV - PARA - CAP GRANTS		\$0.00	0.00%	\$0.00 0.00%
5030304101 CONT MAINT SERV-VEHICLE MAINT		\$2,413.55	0.10%	\$33,220.40 0.39%
5030304102 CONT MAINT SERV - VEH MAINT - CAP GRANTS		\$0.00	0.00%	\$0.00 0.00%
5030304201 CONT MAINT SERV-NON-VEH MAINT		\$10,070.53	0.41%	\$29,365.21 0.35%
5030304202 CONT MAINT SERV - NON VEH MAINT - CAP GRANTS		\$0.00	0.00%	\$0.00 0.00%
5030316001 CONT MAINT SERV - ADMIN		\$2,919.85	0.12%	\$3,494.84 0.04%
5030316002 CONT MAINT SERV - ADMIN - CAP GRANTS		\$0.00	0.00%	\$0.00 0.00%
5030316011 CONT MAINT SERV - IT		\$55.80	0.00%	\$18,365.50 0.22%
5030316012 CONT MAINT SERV - HR - CAP GRANTS		\$0.00	0.00%	\$0.00 0.00%
5030316201 CONT MAINT SERV - PLAN/MRKTG		\$0.00	0.00%	\$150.00 0.00%
5030316202 CONT MAINT SERV - PLAN/MRKTG - CAP GRANTS		\$0.00	0.00%	\$0.00 0.00%
5030316701 CONT MAINT SERV - HUMAN RESOURCES		\$0.00	0.00%	\$0.00 0.00%
5030316712 CONT MAINT SERV - IT- CAPITAL GRANTS		\$0.00	0.00%	\$0.00 0.00%
5030401001 O/PROF SERV - OPERATIONS		\$0.00	0.00%	\$0.00 0.00%
5030401101 O/PROF SERVICES - OPER MGMT		\$0.00	0.00%	\$0.00 0.00%
5030401201 O/PROF SERV - PARATRANSIT		\$0.00	0.00%	\$0.00 0.00%
5030404101 O/PROF SERV - VEHICLE MAINT		\$0.00	0.00%	\$3,542.00 0.04%
5030404201 O/PROF SERV - NON VEH MAINT		\$0.00	0.00%	\$0.00 0.00%
5030416001 O/PROF SERV - ADMIN		\$56,793.69	2.29%	\$185,944.14 2.21%
5030416201 O/PROF SERVICES - PLAN & MKTG		\$0.00	0.00%	\$0.00 0.00%
5030416701 O/PROF SERV - HUMAN RESOURCES		\$5,010.00	0.20%	\$8,750.00 0.10%
5030501201 TEMPORARY HELP - PARATRANSIT		\$0.00	0.00%	\$0.00 0.00%
5030504101 TEMPORARY HELP - VEHICLE MAINT		\$0.00	0.00%	\$0.00 0.00%
5030504201 TEMPORARY HELP - NON-VEH MAINT		\$0.00	0.00%	\$2,442.08 0.03%
5030516001 TEMPORARY HELP - ADMIN		\$4,033.69	0.16%	\$12,953.19 0.15%
5030516201 TEMPORARY HELP - PLNG/MRKTG		\$0.00	0.00%	\$0.00 0.00%
5030516701 TEMPORARY HELP - HUMAN RESOURCES		\$0.00	0.00%	\$0.00 0.00%
5030604201 SECURITY SERV - VEHICLE MAINT		\$7,251.96	0.29%	\$35,840.12 0.43%
5030701001 ADA PARATRANSIT SERVICES		\$0.00	0.00%	\$212,878.42 2.53%
5030701201 ADA SERVICES - PARATRANSIT		\$179,751.68	7.24%	\$344,495.18 4.09%
5030702001 ADA PARATRANSIT CONTINGENCY		\$0.00	0.00%	\$0.00 0.00%
5030704201 CNG STATION EXPENSE		\$1,785.00	0.07%	\$5,220.88 0.06%
5030704202 CNG STATION - CAPITAL GRANTS		\$0.00	0.00%	\$0.00 0.00%
5035016001 ADVERTISING AND PROMOTION FEES		\$0.00	0.00%	\$0.00 0.00%
5039900001 TOTAL SERVICES		\$292,211.76	11.77%	\$994,745.66 11.80%
5040000001 MATERIALS AND SUPPLIES				
5040101002 FUEL/LUBE - OPS CNG VEH		\$128,893.32	5.19%	\$352,594.22 4.18%
5040101201 FUEL/LUBE - PARATRANSIT		\$12,016.87	0.48%	\$13,983.19 0.17%
5040101202 FUEL/LUBE-PARATRANSIT CNG VEH		\$8,975.54	0.36%	\$24,333.25 0.29%
5040104101 FUELS/LUBRICANTS-VEHICLE MAINT		\$1,378.85	0.06%	\$3,738.17 0.04%
5040104102 FUEL/LUBE CNG-VEHICLE MAINT		\$0.00	0.00%	\$0.00 0.00%
5040201001 TIRES/TUBES - OPERATIONS		\$583.98	0.02%	\$1,660.16 0.02%
5040204101 TIRES/TUBES - VEHICLE MAINT		\$5,570.85	0.22%	\$2,698.26 0.03%
5040301201 GASOLINE - PARATRANSIT		\$0.00	0.00%	\$0.00 0.00%

# Gold Coast Transit District

## Income Statement

Division: 01 Gold Coast Transit District

As of: 1/24/2023

From Fiscal Year: 2023 Thru Fiscal Year: 2023	From Period 3 Thru Period 3	Sep-2022 Current Period	Jul-2022 Sep-2022 Year To Date	
5040304101 GASOLINE - VEHICLE MAINT		\$0.00	0.00%	\$0.00 0.00%
5040404101 REPAIR PARTS - VEHICLE MAINT		\$40,498.05	1.63%	\$144,933.47 1.72%
5040404102 REPAIR PARTS - VEHICLE MAINT - GRANTS		\$0.00	0.00%	\$0.00 0.00%
5040404201 REPAIR PARTS - FACILITY MAINT		\$0.00	0.00%	\$290.93 0.00%
5040404301 REPAIR PARTS - OBSOLETE PARTS		\$0.00	0.00%	\$0.00 0.00%
5040504101 O/REPAIR PARTS - VEHICLE MAINT		\$0.00	0.00%	\$0.00 0.00%
5040604101 OTHER SHOP MATLS-VEHICLE MAINT		\$1,943.00	0.08%	\$38,285.89 0.45%
5040704101 TOOL ALLOWANCE - VEHICLE MAINT		\$0.00	0.00%	\$8,156.81 0.10%
5040704201 TOOL ALLOWANCE - NON-VEH MAINT		\$0.00	0.00%	\$0.00 0.00%
5040804101 WARRANTY RECOVERY-VEHICLE MAIN		\$0.00	0.00%	(\$3,974.91) -0.05%
5040901001 TELEPHONE - OPERATIONS		\$323.05	0.01%	\$984.15 0.01%
5040901101 TELEPHONE - OPERATIONS MGT		\$173.10	0.01%	\$692.40 0.01%
5040901201 TELEPHONE - PARATRANSIT		\$69.24	0.00%	\$242.34 0.00%
5040904101 TELEPHONE - VEHICLE MAINT		\$267.10	0.01%	\$763.76 0.01%
5040916001 TELEPHONE - ADMIN		\$2,014.32	0.08%	\$6,353.62 0.08%
5040916201 TELEPHONE-PLANNING & MARKETING		\$207.72	0.01%	\$727.02 0.01%
5040916701 TELEPHONE - HUMAN RESOURCES		\$173.10	0.01%	\$588.54 0.01%
5041016001 OFFICE SUPPLIES - ADMIN		\$1,753.69	0.07%	\$4,689.94 0.06%
5041116001 COPIER COSTS		\$1,507.33	0.06%	\$2,084.16 0.02%
5041216001 POSTAGE		\$317.98	0.01%	\$1,561.08 0.02%
5042001001 O/MAT & SUPPLIES - OPERATIONS		\$44.39	0.00%	\$5,122.59 0.06%
5042001002 O/MAT & SUPPLIES - OPS- CAP GRANTS		\$0.00	0.00%	\$0.00 0.00%
5042001201 O/MAT & SUPPLIES - PARATRANSIT		\$0.00	0.00%	\$0.00 0.00%
5042001202 O/MAT & SUPPLIES - PARA - CAP GRANTS		\$0.00	0.00%	\$0.00 0.00%
5042004101 O/MAT & SUPPLIES-VEHICLE-MAINT		\$3,940.33	0.16%	\$14,872.95 0.18%
5042004102 O/MAT & SUPPLIES - VEH MAINT- CAP GRANTS		\$0.00	0.00%	\$0.00 0.00%
5042004201 O/MAT & SUPPLIES-NON-VEH MAINT		\$7,361.01	0.30%	\$20,979.89 0.25%
5042004202 O/MAT & SUPPLIES - NON VEH MAINT- CAP GRANTS		\$0.00	0.00%	\$0.00 0.00%
5042016001 O/MAT & SUPPLIES - ADMIN		\$9,858.64	0.40%	\$20,955.88 0.25%
5042016002 O/MAT & SUPPLIES - ADMIN- CAP GRANTS		\$0.00	0.00%	\$0.00 0.00%
5042016003 O/MAT & SUPPLIES - SUSPENSE ACCOUNT		\$0.00	0.00%	\$0.00 0.00%
5042016011 O/MAT & SUPPLIES - IT		\$3,447.05	0.14%	\$13,282.56 0.16%
5042016021 O/MAT & SUPPLIES - IT - CAPITAL GRANTS		\$0.00	0.00%	\$0.00 0.00%
5042016201 O/MAT & SUPPLIES - PLAN/MRKTG		\$3,927.92	0.16%	\$11,060.29 0.13%
5042016202 O/MAT & SUPPLIES - PLAN/MRKTG- CAP GRANTS		\$0.00	0.00%	\$0.00 0.00%
5042016701 O/MAT & SUPPLIES - HUMAN RESOURCES		\$2,640.78	0.11%	\$9,966.38 0.12%
5042016702 O/MAT & SUPPLIES - HR - CAPITAL GRANTS		\$0.00	0.00%	\$0.00 0.00%
5043001001 TICKETS/SCHEDLS - OPERATIONS		\$0.00	0.00%	\$11,872.02 0.14%
5043001002 TICKETS/SCHEDLS - OPERATIONS - CAP GRANTS		\$0.00	0.00%	\$0.00 0.00%
5043001201 TICKETS/SCHEDLS - PARATRANSIT		\$0.00	0.00%	\$14,812.12 0.18%
5044016001 PLANNING PROJECTS		\$0.00	0.00%	\$0.00 0.00%
5045016001 DISCOUNTS		\$0.00	0.00%	\$0.00 0.00%
5045116001 OTHER FINANCE FEES/CHARGES		\$0.00	0.00%	\$0.00 0.00%
5046016001 SUB-GRANTEE/PASS THROUGH PROJ.		\$0.00	0.00%	\$0.00 0.00%
5047016001 SECTION 18 - CITY OF OJAI		\$0.00	0.00%	\$0.00 0.00%
5049900001 TOTAL MATERIALS AND SUPPLIES		\$237,887.21	9.58%	\$728,311.13 8.64%
5050000001 UTILITIES				
5050101002 ELECTRICITY - CNG STATION		\$29,167.75	1.17%	\$84,824.09 1.01%
5050104201 ELECTRIC - NON-VEH MAINT		\$0.00	0.00%	\$0.00 0.00%
5050204201 GAS - NON-VEH MAINT		\$831.82	0.03%	\$2,261.65 0.03%
5050304201 WATER - NON-VEH MAINT		\$2,957.81	0.12%	\$10,900.93 0.13%
5050404201 SEWER - NON-VEH MAINT		\$190.41	0.01%	\$842.72 0.01%



# Gold Coast Transit District

## Income Statement

Division: 01 Gold Coast Transit District

As of: 1/24/2023

From Fiscal Year: 2023 Thru Fiscal Year: 2023	From Period 3 Thru Period 3	Sep-2022 Current Period	Jul-2022 Sep-2022 Year To Date	
5050504201 REFUSE - NON-VEH MAINT		\$1,024.96	0.04%	\$4,099.84 0.05%
5059900001 TOTAL UTILITIES		\$34,172.75	1.38%	\$102,929.23 1.22%
5060000001 CASUALTY AND LIABILITY COSTS				
5060116001 PUBLIC LIABILITY DAMAGE PREM		\$0.00	0.00%	\$0.00 0.00%
5060116002 PARATRANSIT INSURANCE EXPENSE		\$0.00	0.00%	\$0.00 0.00%
5060216001 OTHER INSURANCE EXPENSE		\$11,892.59	0.48%	\$47,265.78 0.56%
5060316001 SAFETY PROGRAM EXPENSE - ADMIN		\$0.00	0.00%	\$0.00 0.00%
5060316701 SAFETY PROGRAM EXPENSE - HR		\$0.00	0.00%	\$0.00 0.00%
5060416001 CLAIMS EXPENSE		\$14,471.30	0.58%	\$35,358.33 0.42%
5060516001 ROADEO/SAFETY PROGRAM		\$0.00	0.00%	\$0.00 0.00%
5061016001 RECOVERY OF LOSSES		\$0.00	0.00%	\$0.00 0.00%
5061016101 LOSSES FROM ASSET WRITE OFFS		\$0.00	0.00%	\$0.00 0.00%
5069916001 TOTAL CASUALTY AND LIABILITY		\$26,363.89	1.06%	\$82,624.11 0.98%
5070000001 FUEL TAXES				
5070101001 FUEL TAXES		\$0.00	0.00%	\$0.00 0.00%
5070101201 FUEL TAXES - PARATRANSIT		\$0.00	0.00%	\$0.00 0.00%
5079900001 TOTAL FUEL TAXES		\$0.00	0.00%	\$0.00 0.00%
5090000001 MISCELLANEOUS EXPENSE				
5090116001 DUES AND SUBSCRIPTIONS		\$2,860.67	0.12%	\$30,503.62 0.36%
5090201002 TRAVEL AND MEETINGS - OPERATIONS		\$0.00	0.00%	\$0.00 0.00%
5090201102 TRAVEL AND MEETINGS - OPS MGMT		\$586.86	0.02%	\$4,505.59 0.05%
5090201202 TRAVEL AND MEETINGS - PARATRANSIT		\$0.00	0.00%	\$1,120.00 0.01%
5090204102 TRAVEL AND MEETINGS - VEH MAINT		\$595.47	0.02%	\$3,503.42 0.04%
5090204202 TRAVEL AND MEETINGS - NON-VEH MAINT		\$0.00	0.00%	\$0.00 0.00%
5090216002 TRAVEL AND MEETINGS - ADMIN		\$1,000.00	0.04%	\$1,075.00 0.01%
5090216202 TRAVEL AND MEETINGS - PLAN AND MARTKNG		\$3,021.01	0.12%	\$5,964.64 0.07%
5090216702 TRAVEL AND MEETINGS - HUMAN RESOURCES		\$0.00	0.00%	\$0.00 0.00%
5090304201 ENVIRONMENTAL FEES		\$1,443.75	0.06%	\$6,690.75 0.08%
5090316001 OFFICERS AND DIRECTORS EXPENSE		\$513.92	0.02%	\$960.26 0.01%
5090416701 EMPLOYEE EVENTS - HUMAN RESOURCES		\$3,263.42	0.13%	\$6,359.29 0.08%
5090501001 TRAINING - OPERATIONS		\$0.00	0.00%	\$514.11 0.01%
5090501101 TRAINING - OPERATIONS MGT		\$867.53	0.03%	\$1,347.53 0.02%
5090501201 TRAINING - PARATRANSIT		\$0.00	0.00%	\$0.00 0.00%
5090504101 TRAINING - VEHICLE MAINT		\$60.00	0.00%	\$1,070.61 0.01%
5090504201 TRAINING NON VEH MAINT		\$60.00	0.00%	\$180.00 0.00%
5090516001 TRAINING - ADMIN		\$0.00	0.00%	\$3,152.50 0.04%
5090516201 TRAINING - PLANNING/MARKETING		\$0.00	0.00%	\$60.00 0.00%
5090516701 TRAINING - HUMAN RESOURCES		\$0.00	0.00%	\$0.00 0.00%
5090601201 ADVT/PROMOTIONS - PARATRANSIT		\$0.00	0.00%	\$0.00 0.00%
5090601202 ADVT/PROMOTIONS - PARA - CAP GRANTS		\$0.00	0.00%	\$0.00 0.00%
5090616001 ADVT/PROMOTIONS - ADMIN		\$0.00	0.00%	\$0.00 0.00%
5090616201 ADVT/PROMOTIONS-PLAN MARKETING		\$7,425.44	0.30%	\$33,590.92 0.40%
5090616202 ADVT/PROMOTIONS - PLAN/MRKTG - CAP GRANTS		\$0.00	0.00%	\$0.00 0.00%
5090616204 ADVT/PROMOTIONS-P/M BUS ADV		\$0.00	0.00%	\$0.00 0.00%
5090616205 ADVT/PROMOTIONS-P/M TOKEN TRANSIT		\$940.61	0.04%	\$3,960.84 0.05%
5090616701 ADVT/PROMOTIONS - HUMAN RESOURCES		\$0.00	0.00%	\$0.00 0.00%
5090700001 BAD DEBTS EXPENSE		\$0.00	0.00%	\$0.00 0.00%
5090716001 LEGAL ADVERTISING		\$0.00	0.00%	\$0.00 0.00%
5090816001 CASH OVER/SHORT		(\$20.00)	0.00%	(\$20.00) 0.00%
5090916001 REFUNDS		\$0.00	0.00%	\$30.00 0.00%

# Gold Coast Transit District

## Income Statement

Division: 01 Gold Coast Transit District

As of: 1/24/2023

From Fiscal Year: 2023 Thru Fiscal Year: 2023	From Period 3 Thru Period 3	Sep-2022 Current Period	Jul-2022 Sep-2022 Year To Date	
5092016001 NONCAPITAL EQUIPMENT		\$29,737.93	1.20%	\$41,737.93 0.50%
5092016002 NONCAPITAL EQUIPMENT - CAP GRANTS		\$0.00	0.00%	\$0.00 0.00%
5092016011 NONCAPITAL EQUIPMENT - I.T.		\$0.00	0.00%	\$0.00 0.00%
5099900001 TOTAL MISCELLANEOUS EXPENSE		\$52,356.61	2.11%	\$146,307.01 1.74%
5110000001 INTEREST EXPENSE				
5110110001 INTEREST EXPENSE-LONG TERM		\$0.00	0.00%	\$0.00 0.00%
5110210001 INTEREST EXPENSE-SHORT TERM		\$400.00	0.02%	\$1,553.01 0.02%
5119900001 TOTAL INTEREST EXPENSE		\$400.00	0.02%	\$1,553.01 0.02%
5120000001 LEASES				
5120016001 LEASE - OXNARD TRANS CENTER		\$1,037.42	0.04%	\$4,149.68 0.05%
5120916001 TOTAL LEASES		\$1,037.42	0.04%	\$4,149.68 0.05%
5130000001 TANGIBLE DEPN AND AMORTIZATION				
5130116001 BUILDING		\$0.00	0.00%	\$0.00 0.00%
5130216001 REVENUE VEHICLES		\$1,245.05	0.05%	\$52,842.51 0.63%
5130316001 OTHER VEHICLES		\$0.00	0.00%	\$0.00 0.00%
5130416001 MAINTENANCE SHOP EQUIPMENT		\$0.00	0.00%	\$0.00 0.00%
5130516001 OFFICE EQUIPMENT		\$0.00	0.00%	\$0.00 0.00%
5130616001 OTHER EQUIPMENT		\$0.00	0.00%	\$0.00 0.00%
5130716001 OTC LEASEHOLD IMPROVEMENTS		\$0.00	0.00%	\$0.00 0.00%
5130916001 TOTAL TRANSIT DEPN & AMORT		\$1,245.05	0.05%	\$52,842.51 0.63%
5131000001 PARATRANSIT DEPRECIATION & AMORT				
5131216001 PARATRANSIT REVENUE VEHICLES		\$0.00	0.00%	\$0.00 0.00%
5131516001 PARATRANSIT OFFICE EQUIPMENT		\$0.00	0.00%	\$0.00 0.00%
5131616001 PARATRANSIT OTHER EQUIPMENT		\$0.00	0.00%	\$0.00 0.00%
5131916001 TOTAL PARA DEPN & AMORT.		\$0.00	0.00%	\$0.00 0.00%
5132000001 INTANGIBLE ASSETS DEPN & AMORT				
5132900001 OTHER INTANGIBLE ASSETS		\$0.00	0.00%	\$0.00 0.00%
5132916001 TOTAL INT'BLE ASSETS DEPN & AMORT		\$0.00	0.00%	\$0.00 0.00%
5164100001 MISCELLANEOUS FEES				
5164116001 CREDIT CARD FEES		\$93.65	0.00%	\$623.52 0.01%
5164116002 TOKEN TRANSIT FEES		\$1,403.09	0.06%	\$4,958.18 0.06%
5164916001 TOTAL MISCELLANEOUS FEES		\$1,496.74	0.06%	\$5,581.70 0.07%
5170000001 DEBT SERVICE EXPENSE				
5170110001 SERIES 2017 - COPS - INT EXP		\$0.00	0.00%	\$0.00 0.00%
5170120001 SERIES 2017 - COPS - PREM AMORT		\$0.00	0.00%	\$0.00 0.00%
5170130001 SERIES 2017 - COPS - COST OF ISS		\$0.00	0.00%	\$0.00 0.00%
5179900001 TOTAL DEBT SERVICE EXPENSE		\$0.00	0.00%	\$0.00 0.00%
5180000001 FEMA EXPENSE				
5180101001 FEMA OPERATIONS DEPT 10		\$0.00	0.00%	\$0.00 0.00%
5180101101 FEMA OPERATIONS MGMT DEPT 11		\$0.00	0.00%	\$0.00 0.00%
5180101201 FEMA PARATRANSIT DEPT 12		\$0.00	0.00%	\$0.00 0.00%
5180104101 FEMA MAINT DEPT 41		\$0.00	0.00%	\$0.00 0.00%
5180104201 FEMA MAINT DEPT 42		\$0.00	0.00%	\$0.00 0.00%
5180116001 FEMA ADMIN DEPT 160		\$0.00	0.00%	\$0.00 0.00%
5180116201 FEMA PLANNING/MKTG DEPT 162		\$0.00	0.00%	\$0.00 0.00%

# Gold Coast Transit District

## Income Statement

Division: 01 Gold Coast Transit District

As of: 1/24/2023

From Fiscal Year: 2023 Thru Fiscal Year: 2023	From Period 3 Thru Period 3	Sep-2022 Current Period	Jul-2022 Sep-2022 Year To Date	
5180116701 FEMA HUMAN RESOURCES DEPT 167		\$0.00	0.00%	\$0.00 0.00%
5189900001 TOTAL FEMA EXPENSE		\$0.00	0.00%	\$0.00 0.00%
5200000001 CONTINGENCY				
5200999001 TOTAL CONTINGENCY		\$0.00	0.00%	\$0.00 0.00%
5201160001 OPERATING CONTINGENCY		\$0.00	0.00%	\$0.00 0.00%
5500000001 TOTAL EXPENSES		\$2,482,824.92	100.00%	\$8,428,082.44 100.00%
6000000001 PROFIT/LOSS		(\$2,304,279.35)	-92.81%	(\$6,194,789.36) -73.50%

**Gold Coast Transit District  
Schedule of Money Transfers  
For the Month of September 2022**

<b>Date</b>	<b>Description</b>	<b>Accounts</b>		<b>Amount</b>
		<b>From</b>	<b>To</b>	
9/7/2022	Transfer for Payroll 9/9/2022	UB Money Market 2	UB General Account	468,768.79
9/8/2022	Transfer for AP Chk Run	UB Money Market 2	UB General Account	358,374.39
9/15/2022	Transfer for correction: Cap. Resv.	UB LTF Funds	UB Money Market 2	409,470.00
9/16/2022	Transfer for September LTF member funding	UB Money Market 2	UB LTF Funds	181,000.00
9/19/2022	Transfer for remaining LTF funding	UB LTF Funds	UB Money Market 2	206.00
9/20/2022	Transfer for three Gillig Buses	UB Money Market 2	UB General Account	1,784,961.60
9/21/2022	Transfer for AP Chk Run and Payroll 9/23/2022	UB Money Market 2	UB General Account	926,977.46
9/28/2022	Transfer for AP Chk Run	UB Money Market 2	UB General Account	58,834.57
				<u>4,188,592.81</u>

**Gold Coast Transit District  
Payroll Information**

<b>Pay Date</b>	<b>Period End</b>	<b>Gross Earnings</b>	<b>Net Pay</b>	<b>Payroll Tax</b>	<b>Non-tax Deductions</b>
9-Sep-22	3-Sep-22	\$ 530,311.72	\$ 380,423.75	\$ 7,531.69	\$ 83,276.56
23-Sep-22	17-Sep-22	\$ 515,573.16	\$ 369,285.19	\$ 7,317.39	\$ 83,045.28
		<b>\$ 1,045,884.88</b>	<b>\$ 749,708.94</b>	<b>\$ 14,849.08</b>	<b>\$ 166,321.84</b>



**DATE** February 1, 2023

**Item #4e**

**TO** GCTD Board of Directors

**FROM** Dawn Perkins, Director of Finance

**SUBJECT** **Consider Approval of Financial Statements & Schedule of Money Transfers for October 2022**

---

Attached for the Board's approval is a copy of GCTD's Financial Statements and Schedule of Money Transfers covering the period ending October 31, 2022.

Attachments

**GENERAL MANAGER'S CONCURRENCE**

---

Vanessa Rauschenberger  
General Manager

**GOLD COAST TRANSIT DISTRICT**

CITY OF OJAI | CITY OF OXNARD | CITY OF PORT HUENEME | CITY OF VENTURA | COUNTY OF VENTURA  
1901 AUTO CENTER DRIVE, OXNARD, CA 93036-7966 | P 805.483.3959 | F 805.487.0925 | GCTD.ORG

# Gold Coast Transit District

## Balance Sheet

Division: 01 Gold Coast Transit District

As of: 1/24/2023

Fiscal Year: 2023    Period: 4    Oct-2022

### 1000000001 ASSETS

1010000001 CASH		
1010120001 CASH UNION BANK GENERAL	(\$6,030,120.64)	
1010220001 CASH UNION BANK PAYROLL	\$153,831.21	
1010500001 CASH SPECIAL DEPOSITS, OTHER	\$0.00	
1010610001 CASH UNION BANK MONEY MARKET 2	\$8,523,614.07	
1011200001 CASH ADMINISTRATION - PETTY CASH	\$500.00	
1011300001 CASH ON HAND	\$175.00	
1012000001 CASH CERTIFICATE OF DEPOSIT	\$0.00	
1013000001 CASH STATE AGENCY INVESTMENT	\$101,141.96	
1013100001 MARKET VALUATION OF STATE AGENCY INVESTMENT	\$1,317.29	
1019900001 TOTAL CASH		\$2,750,458.89
1020000001 ACCOUNTS RECEIVABLE		
1020100001 ACCOUNTS RECEIVABLE TRADE	\$59,841.75	
1020200001 INTEREST RECEIVABLE	\$81.54	
1020210001 INTEREST RECEIVABLE - RESTRICTED ACCOUNTS	\$2,746.10	
1020210002 INTEREST RECEIVABLE - STA	\$45.00	
1020210003 INTEREST RECEIVABLE - SGR	\$10.00	
1020300001 RECEIVABLE OTHER	\$3,064,724.76	
1020400001 RECEIVABLE STATE	\$0.00	
1021000001 RECEIVABLE FEDERAL CAP/PLAN.	\$0.00	
1021100001 RECEIVABLE FEDERAL OPERATIONS	\$125,953.00	
1022000001 RECEIVABLE STATE CAPITAL	\$0.00	
1023000001 RECEIVABLE OTHER GOVERNMENT AGENCIES	\$154,173.33	
1029900001 TOTAL ACCOUNTS RECEIVABLE		\$3,407,575.48
1030000001 INVENTORY		
1031000001 MATERIALS/SUPPLIES INVENTORY	\$682,233.28	
1031000002 MATERIALS/SUPPLIES INVENTORY - GRANTS	\$15.50	
1031000003 MAT/SUPPLIES CNG STATION - GRANTS	\$0.00	
1031100001 MATERIALS/SUP INVTRY - CNG STATION	\$11,110.04	
1032100001 OIL INVENTORY	\$0.00	
1032200001 LUBE OILS INVENTORY	\$159,711.42	
1032300001 SYNTHETIC TRANS OIL INVENTORY	\$0.00	
1033000001 TIRE INVENTORY	\$19,245.91	
1033100001 EQUIPMENT INVENTORY	\$0.00	
1034000001 OTHER	\$0.00	
1035000001 ALLOWANCE INVENTORY DISPOSITION	\$0.00	
1039900001 TOTAL INVENTORY		\$872,316.15
1040000001 OTHER CURRENT ASSETS		
1040100001 OTHER CURRENT ASSETS	\$0.00	
1040500001 ADVANCES	\$0.00	
1049900001 TOTAL OTHER CURRENT ASSETS		\$0.00
1050000001 WORK IN PROCESS		
1050200001 WORK IN PROCESS - CAP PROJECTS	\$4,636.08	
1050210001 WORK IN PROCESS - NEW FACILITY	\$10.00	
1050211001 WORK IN PROCESS - NEW FAC, LANDSCAPE & GROUND	\$0.00	
1050212001 WORK IN PROCESS - NEW FAC - COP's INTEREST	\$5,272.00	
1050240001 WORK IN PROC - NEW BUSES	\$1,818,622.50	

# Gold Coast Transit District

## Balance Sheet

Division: 01 Gold Coast Transit District

As of: 1/24/2023

Fiscal Year: 2023    Period: 4    Oct-2022

1050240101	WORK IN PROC - FRB - PROJECTS	\$0.00	
1050240111	WORK IN PROC - FRB - REPOWER NF BUSES	\$0.00	
1050240121	WORK IN PROC ESS- FRB - REBUILD ENGINES	\$0.00	
1050241001	WORK IN PROCESS - PARATRANSIT BUSES	\$0.00	
1050242001	WORK IN PROCESS-VOICE ANNUNCIATOR	\$0.00	
1059900001	TOTAL WORK IN PROCESS		\$1,828,540.58
1110000001	TANGIBLE TRANSIT PROPERTY		
1110100001	LAND	\$300,298.43	
1110110001	LAND - NEW FACILITY	\$8,680,763.00	
1110200001	BUILDING	\$0.00	
1110210001	BUILDING - NEW FACILITY	\$43,543,693.83	
1110300001	REVENUE VEHICLES	\$34,565,920.52	
1110400001	OTHER VEHICLES	\$680,455.97	
1110500001	MAINTENANCE EQUIPMENT	\$1,342,647.75	
1110600001	OFFICE EQUIPMENT	\$1,107,602.81	
1110700001	OTHER EQUIPMENT	\$2,764,008.26	
1110800001	OTC LEASEHOLD IMPROVEMENTS	\$276,130.51	
1114000001	TOTAL TANGIBLE TRANSIT PROPERTY		\$93,261,521.08
1115200001	ACCUMULATED DEPRECIATION-BUILDING	\$0.00	
1115200101	ACCUMULATED DEPRECIATION-FEDERAL	(\$1,455,140.13)	
1115200111	ACCUMULATED DEPRECIATION-STATE	(\$435,762.35)	
1115200201	ACCUMULATED DEPRECIATION-LOCAL	\$645.81	
1115200301	ACCUMULATED DEPRECIATION-OPERATOR	(\$79.04)	
1115300001	ACCUMULATED DEPRECIATION-REVENUE VEHICLES	\$0.00	
1115300101	ACCUMULATED DEPRECIATION-FEDERAL	(\$17,520,862.28)	
1115300111	ACCUMULATED DEPRECIATION-STATE	(\$2,103,831.53)	
1115300201	ACCUMULATED DEPRECIATION-LOCAL	(\$1,599,368.56)	
1115300301	ACCUMULATED DEPRECIATION-OPERATOR	(\$11,540.73)	
1115400001	ACCUMULATED DEPRECIATION-OTHER VEHICLES	\$0.00	
1115400101	ACCUMULATED DEPRECIATION-FEDERAL	(\$355,331.05)	
1115400111	ACCUMULATED DEPRECIATION-STATE	\$0.00	
1115400201	ACCUMULATED DEPRECIATION-LOCAL	(\$70,729.89)	
1115400301	ACCUMULATED DEPRECIATION-OPERATOR	\$0.00	
1115500001	ACCUMULATED DEPRECIATION-MAINTENANCE EQUIP	\$0.00	
1115500101	ACCUMULATED DEPRECIATION-FEDERAL	(\$191,303.78)	
1115500111	ACCUMULATED DEPRECIATION-STATE	(\$87,152.68)	
1115500201	ACCUMULATED DEPRECIATION-LOCAL	(\$18,166.61)	
1115500301	ACCUMULATED DEPRECIATION-OPERATOR	\$0.00	
1115600001	ACCUMULATED DEPRECIATION-OFFICE EQUIPMENT	\$0.00	
1115600101	ACCUMULATED DEPRECIATION-FEDERAL	(\$698,562.07)	
1115600111	ACCUMULATED DEPRECIATION-STATE	(\$183,786.89)	
1115600201	ACCUMULATED DEPRECIATION-LOCAL	(\$111,789.57)	
1115600301	ACCUMULATED DEPRECIATION-OPERATOR	\$0.00	
1115700001	ACCUMULATED DEPRECIATION-OTHER EQUIPMENT	\$0.00	
1115700101	ACCUMULATED DEPRECIATION-FEDERAL	(\$1,237,570.96)	
1115700111	ACCUMULATED DEPRECIATION-STATE	(\$113,052.26)	
1115700201	ACCUMULATED DEPRECIATION-LOCAL	(\$39,999.80)	
1115700301	ACCUMULATED DEPRECIATION-OPERATOR	(\$13,416.60)	
1115800001	ACCUMULATED DEPRECIATION-OTC LEASEHOLD IMP	\$0.00	
1115800101	ACCUMULATED DEPRECIATION-FEDERAL	\$0.00	
1115800111	ACCUMULATED DEPRECIATION-STATE	(\$56,633.44)	
1115800201	ACCUMULATED DEPRECIATION-LOCAL	(\$108,319.24)	
1115800301	ACCUMULATED DEPRECIATION-OPERATOR	\$0.00	
1116000001	TOTAL ACCUMULATED DEPRECIATION		(\$26,411,753.65)



# Gold Coast Transit District

## Balance Sheet

Division: 01 Gold Coast Transit District

As of: 1/24/2023

Fiscal Year: 2023    Period: 4    Oct-2022

1119900001 NET TANGIBLE TRANSIT PROPERTY		\$66,849,767.43
1120000001 PARATRANSIT TANGIBLE TRANS PROPERTY		
1120300001 PARATRANSIT REVENUE VEHICLES	\$2,186,986.67	
1120600001 PARATRANSIT OFFICE EQUIPMENT	\$88,637.68	
1120700001 PARATRANSIT OTHER EQUIPMENT	\$79,551.26	
1124000001 TOTAL PARATRANSIT TANGIBLE PROPERTY		\$2,355,175.61
1125300001 ACCUMULATED DEPRECIATION PARATRANSIT REVENUE	\$0.00	
1125300101 ACCUMULATED DEPRECIATION-FEDERAL	\$0.02	
1125300111 ACCUMULATED DEPRECIATION-STATE	(\$1,869,407.04)	
1125300201 ACCUMULATED DEPRECIATION-LOCAL	\$0.43	
1125300301 ACCUMULATED DEPRECIATION-OPERATOR	(\$59,316.87)	
1125600001 ACCUMULATED DEPRECIATION PARATRANSIT OFF EQUI	\$0.00	
1125600101 ACCUMULATED DEPRECIATION-FEDERAL	(\$19,271.09)	
1125600111 ACCUMULATED DEPRECIATION-STATE	(\$53,790.83)	
1125600201 ACCUMULATED DEPRECIATION-LOCAL	(\$4,817.73)	
1125600301 ACCUMULATED DEPRECIATION-OPERATOR	(\$0.08)	
1125700001 ACCUMULATED DEPRECIATION PARATRANSIT OTHER E	\$0.00	
1125700101 ACCUMULATED DEPRECIATION-FEDERAL	(\$51,213.66)	
1125700111 ACCUMULATED DEPRECIATION-STATE	(\$15,534.39)	
1125700201 ACCUMULATED DEPRECIATION-LOCAL	(\$12,803.40)	
1125700301 ACCUMULATED DEPRECIATION-OPERATOR	\$0.00	
1126000001 TOTAL ACCUMULATED DEPRECIATION PARATRANSIT PR		(\$2,086,154.64)
1129900001 NET PARATRANSIT TANG PROPERTY		\$269,020.97
1210000001 INTANGIBLE ASSETS		
1210500001 OTHER INTANGIBLE ASSETS	\$39,401.32	
1214000001 TOTAL INTANGIBLE ASSETS		\$39,401.32
1214500001 ACCUMULATED DEPRECIATION - OTHER INT ASSETS	\$0.00	
1214500101 ACCUMULATED DEPRECIATION-FEDERAL	(\$30,268.12)	
1214500111 ACCUMULATED DEPRECIATION-STATE	\$0.00	
1214500201 ACCUMULATED DEPRECIATION-LOCAL	(\$9,133.20)	
1214500301 ACCUMULATED DEPRECIATION-OPERATOR	\$0.00	
1216000001 TOTAL ACCUMULATED DEPRECIATION - INTANGIBLE AS		(\$39,401.32)
1219900001 NET INTANGIBLE ASSETS		\$0.00
1310000001 INVESTMENTS		
1310100001 OTHER INVESTMENTS	\$0.00	
1319900001 TOTAL INVESTMENTS		\$0.00
1410000001 SPECIAL FUNDS		
1410110001 2017 CERTIFICATES OF PARTICIPATION	\$0.00	
1410111001 2017 CERTIFICATES OF PARTICIPATION- PAYMT FUND	\$905,927.59	
1410112001 2017 CERTIFICATES OF PARTICIPATION - RESV FUND	\$1,374,549.90	
1410113001 2017 CERTIFICATES OF PARTICIPAT - COST OF ISS	\$0.00	
1410200001 SPECIAL FUNDS CAPITAL IMPROVEMENT	\$1,228,926.92	
1410201001 CAPITAL RESERVE FOR FY 2016	\$0.00	
1410210001 MEMBER TRANSIT FAC CAPITAL RESERVE	\$130,000.00	
1410211001 MEMBER TRANS FACILITY CAPITAL RESERVE FY 2016	\$0.00	
1410212001 MARKET VALUATION OF CAPITAL RESERVE FUND	(\$8,889.22)	
1410220001 2017 CERTIFICATES OF PARTICIPATION	\$0.00	
1410221001 2017 CERTIFICATES OF PARTICIPATION - PROJ FUND	\$288,936.89	
1410300001 RESTRICTED CASH	\$0.00	
1410411001 DOR - CONTRIBUTIONS AFTER MD	\$2,318,825.00	
1410411002 DOR - PENSION RELATED	\$1,154,320.00	

# Gold Coast Transit District

## Balance Sheet

Division: 01 Gold Coast Transit District

As of: 1/24/2023

Fiscal Year: 2023    Period: 4    Oct-2022

1410411003 DOR - OPEB CONTRIBUTIONS	\$27,158.00	
1410411004 DOR - OPEB RELATED	\$28,099.00	
1410420001 DEFERRED COMPENSATION	\$4,827,536.22	
1419900001 TOTAL SPECIAL FUNDS		\$12,275,390.30
1510000001 OTHER ASSETS		
1510100001 PREPAID INSURANCE	\$236,559.17	
1510110001 PREPAID EXPENSES	\$872,709.73	
1510200001 DEPOSITS	\$1,482.00	
1511000001 SPARE COMPONENTS	\$0.00	
1519900001 TOTAL OTHER ASSETS		\$1,110,750.90
1999900001 TOTAL ASSETS		\$89,363,820.70
2000000001 LIABILITIES AND CAPITAL		
2010000001 ACCOUNTS PAYABLE		
2010100004 ACCOUNTS PAYABLE-TRADE	\$348,699.13	
2010200001 CONTRACT RETENTIONS	\$0.00	
2010300001 DUE OTHER GOVERNMENT AGENCIES	\$0.00	
2011000001 MISCELLANEOUS	\$59,972.39	
2019990001 TOTAL ACCOUNTS PAYABLE		\$408,671.52
2020000001 ACCRUED PAYROLL LIABILITIES		
2020100001 ACCRUED PAYROLL	\$232,575.64	
2020100002 WAGES PAYABLE	\$0.00	
2020200001 PAYROLL TAX LIABILITY-FIT	(\$505.95)	
2020300001 PAYROLL TAX LIABILITY-SIT	\$301.52	
2020400001 PAYROLL TAX LIABILITY-SDI	(\$1,542.64)	
2020500001 PAYROLL TAX LIABILITY-FICA	\$0.48	
2020600001 PAYROLL TAX LIABILITY-MEDICARE	(\$12.84)	
2021000001 PAYROLL DEDUCTIONS-PERS	(\$21,489.31)	
2021010001 PAYROLL DEDUCTIONS-EMPLOYEE PERS	(\$336,433.50)	
2021011001 PAYROLL DEDUCTIONS-EMPLOYEE PERS PEPRA	\$584,756.93	
2021020001 PAYROLL DEDUCTIONS-EMPLOYER PERS	\$228,087.27	
2021100001 PAYROLL DEDUCTIONS-SURVIVORS BENEFITS	\$2,602.65	
2021200001 PAYROLL DEDUCTIONS-VCFCU	\$0.00	
2021230001 PAYROLL DEDUCTIONS-DIRECT DEPOSITS	\$7,381.62	
2021300001 PAYROLL DEDUCTIONS-OCFCU	\$0.00	
2021400001 PAYROLL DEDUCTIONS-UNION DUES	\$27,494.90	
2021500001 PAYROLL DEDUCTIONS-GARNISHMENT	(\$3,286.58)	
2021600001 PAYROLL DEDUCTIONS-DEFERRED COMPENSATION	(\$37,270.94)	
2021610001 PAYROLL DEDUCTION - DEFERRED COMP EMPLOYEE LO	\$0.00	
2021640001 PAYROLL DEDUCTIONS-FLEXIBLE BENEFITS	\$49,169.57	
2021650001 PAYROLL DEDUCTIONS-LIFE INSURANCE	\$36,241.56	
2021700001 PAYROLL DEDUCTIONS-UNION OTHER	(\$7,703.46)	
2021800001 PAYROLL DEDUCTIONS-UN DIIP	\$0.00	
2021900001 PAYROLL DEDUCTIONS-UNITED WAY	(\$127.00)	
2022000001 ACCRUED SICK LEAVE	\$56,415.19	
2022000002 NONCURRENT SICK LEAVE	\$188,870.00	
2022100001 ACCRUED VACATION/COMP LEAVE	\$825,189.35	
2023000001 ACCRUED WORKERS COMPENSATION	\$0.00	
2023100001 ACCRUED HEALTH BENEFITS	\$3,240,301.65	

# Gold Coast Transit District

## Balance Sheet

Division: 01 Gold Coast Transit District

As of: 1/24/2023

Fiscal Year: 2023    Period: 4    Oct-2022

2024000001 DUE TO PERS	\$0.00	
2025000001 NET OPEB OBLIGATION	\$169,847.00	
2029900001 TOTAL ACCRUED PAYROLL LIABILITIES		\$5,240,863.11
2030000001 ACCRUED TAX LIABILITIES		
2030100001 SALES TAX PAYABLE	\$267.04	
2030200001 PAYROLL TAXES PAYABLE	\$0.00	
2030300001 CNG USE FUEL TAX PAYABLE	\$0.00	
2030400001 CONSUMER USE TAX PAYABLE	\$918.13	
2039900001 TOTAL ACCRUED TAX LIABILITIES		\$1,185.17
2050000001 OTHER CURRENT LIABILITIES		
2050110001 UNEARNED REVENUES	(\$0.10)	
2050200001 REFUNDABLE DEPOSITS	\$0.00	
2050210001 SMARTCARD COLLECTIONS FOR VCTC	\$6,803.74	
2050300001 FUNDS HELD IN TRUST	\$0.00	
2050400001 PREPAID MAINTENANCE COSTS	\$0.00	
2050500001 NOTES PAYABLE	\$0.00	
2050700001 UZA SPECIAL FUND	\$0.00	
2059900001 TOTAL OTHER CURRENT LIABILITIES		\$6,803.64
2210000001 LONG-TERM DEBT		
2210111002 SERIES 2017-COP PREMIUM CURRENT	\$54,623.00	
2210210001 SERIES 2017 - CERTIFICATES OF PARTICIPATION	\$20,635,803.65	
2210210002 SERIES 2017-COP DEBT CURRENT	\$390,000.00	
2210211001 SERIES 2017- COPs - PREMIUM	\$1,420,203.00	
2210212001 SERIES 2017- COPs - ACCRUED INTEREST PAYABLE	(\$485,803.65)	
2210212002 SERIES 2017-COP PREMIUM CURRENT	\$0.00	
2219900001 TOTAL LONG TERM DEBT		\$22,014,826.00
2310000001 ESTIMATED LIABILITIES		
2310100001 NET PENSION LIABILITY	\$14,531,003.00	
2310110001 DIR - PENSION RELATED	\$72,442.00	
2310110002 DIR - CHANGES IN ASSUMPTIONS	\$0.00	
2310110003 DIR - DIFF BET PROJ AND ACT EXPERIENCE	\$0.00	
2310110004 DIR - OPEB RELATED	\$342,971.00	
2310200001 SELF INSURED RETENTION PL/PD	\$0.00	
2319900001 TOTAL ESTIMATED LIABILITIES		\$14,946,416.00
2410000001 DEFERRED CREDITS		
2410100001 DEFERRED COMPENSATION	\$4,827,536.22	
2410200001 DEFERRED INCOME - TDA	\$499,942.00	
2410210001 DEFERRED INCOME - NON TDA	\$0.00	
2410220001 DEFERRED INC - STATE OF GOOD REPAIR		
2410221001 PROJECT - NEAR ZERO ENG REPLACEMENT	\$0.00	
2419900001 TOTAL DEFERRED CREDITS		\$5,327,478.22
2999900001 TOTAL LIABILITIES		\$47,946,243.66
3000000001 CAPITAL		
3010000001 GOVERNMENT ENTITY OWNERSHIP		

# Gold Coast Transit District

## Balance Sheet

Division: 01 Gold Coast Transit District

As of: 1/24/2023

Fiscal Year: 2023 Period: 4 Oct-2022

3010100001 CITY OF OXNARD	(\$617,472.61)	
3010200001 CITY OF SAN BUENAVENTURA	\$0.00	
3019900001 TOTAL GOVERNMENT ENTITY OWNERSHIP		(\$617,472.61)
3040000001 GRANTS AND CAPITAL		
3040100001 FEDERAL GOVERNMENT CAPITAL GRANTS	\$0.00	
3040110001 STATE GOVMT CAPITAL GRANTS	\$0.00	
3040200001 LOCAL GOVMT CAPITAL GRANTS	\$0.00	
3049900001 TOTAL GRANTS AND CAPITAL		\$0.00
3050000001 ACCUMULATED EARNINGS		
3050100001 ACCUMULATED EARNINGS	\$48,137,163.49	
3059900001 TOTAL ACCUMULATED EARNINGS		\$48,137,163.49
3109900001 TOTAL CAPITAL		\$47,519,690.88
3209900001 TOTAL CAPITAL AND LIABILITIES		\$95,465,934.54

# Gold Coast Transit District

## Income Statement

Division: 01 Gold Coast Transit District

As of: 1/24/2023

From Fiscal Year: 2023 Thru Fiscal Year: 2023	From Period 4 Thru Period 4	Oct-2022 Current Period	Jul-2022 Oct-2022 Year To Date	
4000000001 REVENUES				
4010000001 PASSENGER FARES				
4010100001 PASSENGER FARES-PASS PAID		\$115,834.78	4.40%	\$527,774.74 10.85%
4010102001 PASSENGER FARES - ORG PAID		\$98,684.50	3.75%	\$117,633.38 2.42%
4010110001 ADA PARATRANSIT FARES-PASS PAID		\$3,016.00	0.11%	\$12,904.00 0.27%
4010112001 ADA PARATRANSIT FARES - ORG PAID		\$630.00	0.02%	\$22,860.00 0.47%
4019900001 TOTAL PASSENGER FARES		\$218,165.28	8.29%	\$681,172.12 14.00%
4020000001 SPECIAL TRANSIT FARES				
4020100001 SPECIAL TRANSIT FARES		\$0.00	0.00%	\$0.00 0.00%
4020400001 LOCAL ROUTE GUARANTEE - FIXED ROUTE		\$0.00	0.00%	\$526.65 0.01%
4020400002 LOCAL ROUTE GUARANTEE - PARATRANSIT		\$0.00	0.00%	\$0.00 0.00%
4020410002 MEDI-CAL ADMIN ACTIVITIES (MAA) REIM FARES		\$0.00	0.00%	\$0.00 0.00%
4020411001 LCTOP - FARE SUPPORT/TOKEN TRANSIT		\$0.00	0.00%	\$0.00 0.00%
4020411002 LCTOP SUPPORT FOR ROUTE 23		\$0.00	0.00%	\$0.00 0.00%
4020412001 LCTOP - FARE SUPPORT/ FREE FARE DAYS		\$0.00	0.00%	\$0.00 0.00%
4020413001 LCTOP FARE SUPPORT PROG-VCTC COL PASS PROGRAM		\$23,086.50	0.88%	\$55,941.00 1.15%
4029900001 TOTAL SPECIAL TRANSIT FARES		\$23,086.50	0.88%	\$56,467.65 1.16%
4060000001 AUXILIARY TRANSPORTATION REVENUE				
4060200001 OTHER		\$0.00	0.00%	\$0.00 0.00%
4060300001 REVENUE VEHICLE ADVERTISING		\$159,923.30	6.08%	\$234,526.55 4.82%
4060990001 ALTERNATIVE FUEL EXCISE TAX CREDIT		\$0.00	0.00%	\$0.00 0.00%
4069900001 TOTAL AUXILIARY TRANS REVENUES		\$159,923.30	6.08%	\$234,526.55 4.82%
4070000001 NONTRANSPORTATION REVENUES				
4070100001 INVESTMENT INCOME		\$0.00	0.00%	\$250.37 0.01%
4070101001 INVESTMENT INCOME-FAIR MARKET VALUATION		\$0.00	0.00%	\$0.00 0.00%
4070110001 INVESTMENT INCOME SPECIAL FUND CAPITAL IMPROVEMENT		\$0.00	0.00%	\$0.00 0.00%
4070110002 INVESTMENT INCOME - STA		\$0.00	0.00%	\$0.00 0.00%
4070110003 INVESTMENT INCOME - SGR		\$0.00	0.00%	\$0.00 0.00%
4070111001 INVESTMENT INCOME SPCL FND CAP IMP-FAIR MRKT VAL		\$0.00	0.00%	\$0.00 0.00%
4070120001 INVESTMENT INCOME SPECIAL FUND		\$0.00	0.00%	\$0.00 0.00%
4070130001 SERIES 2017 - COPS - INTEREST EARNED		\$482.59	0.02%	\$2,344.71 0.05%
4070131001 SERIES 2017 - COP MARKET VALUATION		(\$2,361.66)	-0.09%	(\$12,126.62) -0.25%
4070200001 SALE OF CNG FUEL		\$0.00	0.00%	\$0.00 0.00%
4070300001 SALE OF EQUIPMENT		\$0.00	0.00%	\$0.00 0.00%
4070400001 SALE OF SCRAP MATERIAL		\$94.41	0.00%	\$841.49 0.02%
4070500001 INCOME FROM ENERGY CREDITS		\$0.00	0.00%	\$59,424.27 1.22%
4070600001 INSURANCE PROCEEDS		\$0.00	0.00%	\$3,450.00 0.07%
4070900001 OTHER		\$0.00	0.00%	\$648.09 0.01%
4079900001 TOTAL NONTRANSPORTATION REVENUES		(\$1,784.66)	-0.07%	\$54,832.31 1.13%
4090000001 LOCAL GRANTS AND REIMBURSEMENTS				
4090100001 LOCAL TRANSPORTATION FUNDS		\$1,902,426.00	72.30%	\$1,902,426.00 39.11%
4090200001 LTF PLANNING REVENUES		\$0.00	0.00%	\$0.00 0.00%
4090300001 LTF REVENUE-SUBGRANT/PASS THRU		\$0.00	0.00%	\$0.00 0.00%
4090310001 LOCAL REVENUE-PASS THRU VCAPCD		\$0.00	0.00%	\$0.00 0.00%

# Gold Coast Transit District

## Income Statement

Division: 01 Gold Coast Transit District

As of: 1/24/2023

From Fiscal Year: 2023 Thru Fiscal Year: 2023	From Period 4 Thru Period 4	Oct-2022 Current Period	Jul-2022 Oct-2022 Year To Date	
4090400001 OTHER LOCAL		\$0.00	0.00%	\$0.00 0.00%
4099900001 TOTAL LOCAL GRANTS & REIMB		\$1,902,426.00	72.30%	\$1,902,426.00 39.11%
4110000001 STATE GRANTS AND REIMBURSEMENTS				
4110100001 STATE TRANSIT ASSISTANCE FUNDS		\$0.00	0.00%	\$75,878.00 1.56%
4110110001 STATE OF GOOD REPAIR FUNDS		\$0.00	0.00%	\$7,368.87 0.15%
4110710001 STATE - HVIP ENGINE REPL PROGRAM		\$0.00	0.00%	\$0.00 0.00%
4118000001 PROP 1B/PTMISEA ASSISTANCE CAPITAL PROJ		\$0.00	0.00%	\$0.00 0.00%
4119000001 OTHER STATE ASSISTANCE		\$0.00	0.00%	\$0.00 0.00%
4119900001 TOTAL STATE GRANTS & REIMB		\$0.00	0.00%	\$83,246.87 1.71%
4130000001 FEDERAL GRANTS AND REIMBURSEMENT				
4130100001 SECTION 5307 OPERATING ASSISTANCE.		\$0.00	0.00%	\$0.00 0.00%
4130200001 SECTION 5307 PLANNING ASSISTANCE		\$0.00	0.00%	\$0.00 0.00%
4130300001 SECTION 5307 PREVENTATIVE MAINTENANCE		\$0.00	0.00%	\$0.00 0.00%
4130400001 ADA ASSISTANCE		\$0.00	0.00%	\$0.00 0.00%
4130410001 DEMO PROJECT - NYELAND ACRES		\$0.00	0.00%	\$0.00 0.00%
4130420001 DEMO PROJECT - VENTURA		\$0.00	0.00%	\$0.00 0.00%
4130430001 DEMO PROJECT - MARKET-VALENTINE SHUTTLE		\$0.00	0.00%	\$0.00 0.00%
4130440001 DEMO PROJECT - VINEYARD CORRIDOR ROUTE		\$0.00	0.00%	\$0.00 0.00%
4130440002 SECTION 5307 JARC - SOUTH OXNARD MICROTRANSIT		\$0.00	0.00%	\$0.00 0.00%
4130450001 JARC FUNDING FOR ROUTE 19		\$0.00	0.00%	\$0.00 0.00%
4130450002 JARC FUNDING FOR ROUTE 20		\$0.00	0.00%	\$0.00 0.00%
4130460001 DEMO PROJECT - VICTORIA ROUTE		\$0.00	0.00%	\$0.00 0.00%
4130460002 DEMO PROJECT - CMAQ ROUTE 22 WC NA		\$0.00	0.00%	\$0.00 0.00%
4130460003 DEMO PROJECT - CMAQ VENTURA ROAD ROUTE 23		\$0.00	0.00%	\$0.00 0.00%
4130500001 SECTION 5307 PASS THROUGH		\$0.00	0.00%	\$0.00 0.00%
4130600001 SECTION 5307 FEDERAL OTHER		\$0.00	0.00%	\$1,426,623.00 29.33%
4130700001 SECTION 5310 FEDERAL OTHER		\$0.00	0.00%	\$0.00 0.00%
4130700004 SECTION 5310 MOBILITY GRANTS		\$0.00	0.00%	\$94,286.00 1.94%
4130800001 CARES ACT OPERATING ASSIST.		\$0.00	0.00%	\$0.00 0.00%
4130900001 OTHER FEDERAL GRANTS/REIMBURSEMENTS		\$0.00	0.00%	\$0.00 0.00%
4131000001 CARES ACT PREVENTATIVE MAINTENANCE		\$0.00	0.00%	\$0.00 0.00%
4131100001 CARES ACT ADA ASSISTANCE		\$0.00	0.00%	\$0.00 0.00%
4131110001 CARES ACT BUSINESS SYSTEMS UPGRADE		\$0.00	0.00%	\$0.00 0.00%
4131200001 FEMA		\$0.00	0.00%	\$0.00 0.00%
4131210001 ARP: 5307-9 PREVENTATIVE MAINTENANCE		\$0.00	0.00%	\$0.00 0.00%
4131220001 ARP: ADA PARATRANSIT SERVICE CONTRACT		\$329,554.00	12.52%	\$329,554.00 6.77%
4131230001 ARP: ADA LATE NIGHT SAFE RIDES CONTRACT		\$0.00	0.00%	\$1,529.00 0.03%
4132000001 SECTION 5339 - BUSES & FACILITIES		\$0.00	0.00%	\$0.00 0.00%
4139900001 TOTAL FEDERAL GRANTS & REIMBURSEMENTS		\$329,554.00	12.52%	\$1,851,992.00 38.07%
4310000001 DEPRECIATION OFFSET				
4310100001 DEPRECIATION OFFSET		\$0.00	0.00%	\$0.00 0.00%
4319900001 TOTAL DEPRECIATION OFFSET		\$0.00	0.00%	\$0.00 0.00%
4800000001 TOTAL REVENUES		\$2,631,370.42	100.00%	\$4,864,663.50 100.00%
5000000001 EXPENSES				
5010000001 LABOR				
5010100001 LABOR - OPERATORS		\$0.00	0.00%	\$0.00 0.00%

# Gold Coast Transit District

## Income Statement

Division: 01 Gold Coast Transit District

As of: 1/24/2023

From Fiscal Year: 2023 Thru Fiscal Year: 2023	From Period 4 Thru Period 4	Oct-2022 Current Period	Jul-2022 Oct-2022 Year To Date	
5010101001 LABOR-SALARY/WAGES OPERATIONS		\$485,887.91	17.56%	\$2,149,583.52 19.20%
5010101002 LABOR-SALARY/WAGES - OPERATORS OT		\$50,084.86	1.81%	\$240,616.66 2.15%
5010201101 LABOR-O/WAGES - OPERATIONS MGT		\$73,877.73	2.67%	\$338,678.01 3.03%
5010201201 LABOR-SALARY/WAGES - PARATRANSIT		\$12,412.28	0.45%	\$54,074.32 0.48%
5010204101 LABOR-SALARY/WAGES - VEHICLE MAINTENANCE		\$96,811.61	3.50%	\$387,682.35 3.46%
5010204102 LABOR-SALARY/WAGES - VEHICLE MAINTENANCE OT		\$0.00	0.00%	\$0.00 0.00%
5010204201 LABOR-SALARY/WAGES - NON-VEHICLE MAINTENANCE		\$33,199.00	1.20%	\$137,574.16 1.23%
5010204202 LABOR-SALARY/WAGES - NON VEHICLE MAINTENANCE OT		\$0.00	0.00%	\$0.00 0.00%
5010216001 LABOR-SALARY/WAGES - ADMINISTRATION		\$89,359.95	3.23%	\$404,059.13 3.61%
5010216002 LABOR-SALARY/WAGES - ADMINISTRATION OT		\$0.00	0.00%	\$0.00 0.00%
5010216201 LABOR-SALARY/WAGES - PLANNING/MARKETING		\$34,577.84	1.25%	\$160,705.37 1.44%
5010216202 LABOR-SALARY/WAGES - PLANNING/MARKETING OT		\$0.00	0.00%	\$0.00 0.00%
5010216701 LABOR-SALARY/WAGES - HUMAN RESOURCES		\$23,544.35	0.85%	\$86,082.35 0.77%
5010216702 LABOR-SALARY/WAGES - HUMAN RESOURCES OT		\$0.00	0.00%	\$0.00 0.00%
5019900001 TOTAL LABOR		\$899,755.53	32.52%	\$3,959,055.87 35.36%
5020000001 FRINGE BENEFITS				
5020101001 FICA - OPERATIONS		\$12,267.98	0.44%	\$42,454.52 0.38%
5020101101 FICA - OPERATIONS MANAGEMENT		\$1,310.42	0.05%	\$6,042.51 0.05%
5020101201 FICA - PARATRANSIT		\$211.13	0.01%	\$870.61 0.01%
5020104101 FICA - VEHICLE MAINTENANCE		\$2,248.67	0.08%	\$7,314.16 0.07%
5020104201 FICA - NON-VEHICLE MAINTENANCE		\$828.83	0.03%	\$3,108.15 0.03%
5020116001 FICA - ADMINISTRATION		\$1,496.67	0.05%	\$6,931.61 0.06%
5020116201 FICA - PLANNING/MARKETING		\$712.73	0.03%	\$3,046.35 0.03%
5020116701 FICA - HUMAN RESOURCES		\$461.66	0.02%	\$1,830.54 0.02%
5020201001 PENSION PLAN - OPERATIONS		\$29,621.94	1.07%	\$307,147.69 2.74%
5020201002 PENSION PLAN - OPS - EMPLOYER - FIXED AMT		\$83,891.61	3.03%	\$335,566.48 3.00%
5020201011 PENSION PLAN - OPERATIONS - CLASSIC		\$2,497.86	0.09%	\$24,754.40 0.22%
5020201101 PENSION PLAN - OPERATIONS MANAGEMENT		\$4,630.47	0.17%	\$49,966.56 0.45%
5020201102 PENSION PLAN - OPERATIONS MGT - EMPLOYER - FIXED AMT		\$9,987.10	0.36%	\$39,948.40 0.36%
5020201111 PENSION PLAN - OPERATIONS MANAGEMENT - CLASSIC		\$669.35	0.02%	\$6,911.15 0.06%
5020201201 PENSION PLAN - PARATRANSIT		\$702.82	0.03%	\$7,536.38 0.07%
5020201202 PENSION PLAN - PARATRANSIT - EMPLOYER - FIXED AMT		\$1,331.61	0.05%	\$5,326.44 0.05%
5020201211 PENSION PLAN - PARATRANSIT - CLASSIC		\$90.33	0.00%	\$899.82 0.01%
5020204101 PENSION PLAN - VEHICLE MAINTENANCE		\$5,767.71	0.21%	\$55,799.64 0.50%
5020204102 PENSION PLAN - VEHICLE MAINT - EMPLOYER - FIXED AMT		\$13,981.94	0.51%	\$55,927.76 0.50%
5020204111 PENSION PLAN - VEHICLE MAINTENANCE - CLASSIC		\$438.09	0.02%	\$4,128.52 0.04%
5020204201 PENSION PLAN - NON-VEHICLE MAINTENANCE		\$1,595.49	0.06%	\$18,709.15 0.17%
5020204202 PENSION PLAN - NON-VEH MAT - EMPLOYER - FIXED AMT		\$5,992.26	0.22%	\$23,969.04 0.21%
5020204211 PENSION PLAN - NON-VEHICLE MAINTENANCE - CLASSIC		\$0.00	0.00%	\$0.00 0.00%
5020216001 PENSION PLAN - ADMINISTRATION		\$4,918.61	0.18%	\$53,326.37 0.48%
5020216002 PENSION PLAN - ADMINISTRATION - EMPLOYER - FIXED AMT		\$8,655.49	0.31%	\$34,621.96 0.31%
5020216011 PENSION PLAN - ADMINISTRATION - CLASSIC		\$602.26	0.02%	\$5,947.56 0.05%
5020216201 PENSION PLAN - PLANNING/MARKETING		\$1,961.11	0.07%	\$22,266.13 0.20%
5020216202 PENSION PLAN - PLANNING/MARK - EMPLOYER - FIXED AMT		\$4,660.65	0.17%	\$18,642.60 0.17%
5020216211 PENSION PLAN - PLANNING/MARKETING - CLASSIC		\$140.71	0.01%	\$1,328.81 0.01%

# Gold Coast Transit District

## Income Statement

Division: 01 Gold Coast Transit District

As of: 1/24/2023

From Fiscal Year: 2023 Thru Fiscal Year: 2023	From Period 4 Thru Period 4	Oct-2022 Current Period	Jul-2022 Oct-2022 Year To Date	
5020216701 PENSION PLAN - HUMAN RESOURCES - EMPLYR		\$1,217.45	0.04%	\$12,711.24 0.11%
5020216702 PENSION PLAN - HUMAN RESOURCES- EMPLYR - FIXED AMT		\$1,997.42	0.07%	\$7,989.68 0.07%
5020216711 PENSION PLAN - HUMAN RESOURCES - CLASSIC		\$101.68	0.00%	\$1,006.10 0.01%
5020220101 PENSION EXPENSE (INC) - OPERATIONS		\$0.00	0.00%	\$0.00 0.00%
5020220111 PENSION EXPENSE (INC) - OPERATIONS MANAGEMENT		\$0.00	0.00%	\$0.00 0.00%
5020220121 PENSION EXPENSE (INC) - PARATRANSIT		\$0.00	0.00%	\$0.00 0.00%
5020220411 PENSION EXPENSE (INC) - VEHICLE MAINTENANCE		\$0.00	0.00%	\$0.00 0.00%
5020220421 PENSION EXPENSE (INC) - NON VEHICLE MAINTENANCE		\$0.00	0.00%	\$0.00 0.00%
5020221601 PENSION EXPENSE (INC) - ADMINISTRATION		\$0.00	0.00%	\$0.00 0.00%
5020221621 PENSION EXPENSE (INC) - PLANNING/MARKETING		\$0.00	0.00%	\$0.00 0.00%
5020221671 PENSION EXPENSE (INC) - HUMAN RESOURCES		\$0.00	0.00%	\$0.00 0.00%
5020230101 LONG-TERM DISABILITY - OPERATIONS		\$4,173.55	0.15%	\$8,282.72 0.07%
5020230111 LONG-TERM DISABILITY - OPERATIONS MANAGEMENT		\$503.12	0.02%	\$1,163.31 0.01%
5020230121 LONG-TERM DISABILITY - PARATRANSIT		\$93.15	0.00%	\$250.96 0.00%
5020230411 LONG-TERM DISABILITY - VEH MAINT		\$740.47	0.03%	\$1,447.85 0.01%
5020230421 LONG-TERM DISABILITY - NON-VEHICLE MAINTENANCE		\$283.66	0.01%	\$594.02 0.01%
5020231601 LONG-TERM DISABILITY - ADMINISTRATION		\$609.37	0.02%	\$1,677.16 0.01%
5020231621 LONG-TERM DISABILITY - PLANNING/MARKETING		\$287.46	0.01%	\$704.76 0.01%
5020231671 LONG-TERM DISABILITY - HUMAN RESOURCES		\$144.04	0.01%	\$362.42 0.00%
5020301001 HEALTH INSURANCE - OPERATIONS		\$243,798.78	8.81%	\$1,035,643.71 9.25%
5020301002 HEALTH INSURANCE - POST RETIREMENT - OPERATIONS		\$0.00	0.00%	\$0.00 0.00%
5020301003 HEALTH INSURANCE - OPEB DEF CONTS - OPERATIONS		\$0.00	0.00%	\$0.00 0.00%
5020301004 HEALTH INSURANCE - OPEB GASB 75 EXP - OPERATIONS		\$0.00	0.00%	\$0.00 0.00%
5020301101 HEALTH INSURANCE - OPERATIONS MANAGEMENT		\$32,376.48	1.17%	\$148,951.71 1.33%
5020301102 HEALTH INS - POST RETIREMENT - OPERATIONS MGT		\$0.00	0.00%	\$0.00 0.00%
5020301103 HEALTH INSURANCE - OPEB DEF CONTS - OPERATIONS MGT		\$0.00	0.00%	\$0.00 0.00%
5020301104 HEALTH INSURANCE - OPEB GASB 75 EXP - OPS MGT		\$0.00	0.00%	\$0.00 0.00%
5020301201 HEALTH INSURANCE - PARATRANSIT		\$5,734.96	0.21%	\$24,166.96 0.22%
5020301202 HEALTH INSURANCE -POST RETIREMENT - PARATRANSIT		\$0.00	0.00%	\$0.00 0.00%
5020301203 HEALTH INSURANCE - OPEB DEF CONTS - PTRANSIT		\$0.00	0.00%	\$0.00 0.00%
5020301204 HEALTH INSURANCE - OPEB GASB 75 EXP - PTRANSIT		\$0.00	0.00%	\$0.00 0.00%
5020304101 HEALTH INSURANCE - VEHICLE MAINTENANCE		\$42,312.34	1.53%	\$167,965.58 1.50%
5020304102 HEALTH INSURANCE - POST RETIREMENT - VEHICLE MAINT		\$0.00	0.00%	\$0.00 0.00%
5020304103 HEALTH INSURANCE - OPEB DEF CONTS - VEHICLE MAINT		\$0.00	0.00%	\$0.00 0.00%
5020304104 HEALTH INSURANCE - OPEB GASB 75 EXP - VEHICLE MAIN		\$0.00	0.00%	\$0.00 0.00%
5020304201 HEALTH INSURANCE - NON-VEHICLE MAINTENANCE		\$19,891.82	0.72%	\$77,392.07 0.69%
5020304202 HEALTH INSURANCE - POST RETIREMENT - NON-VEH MAINT		\$0.00	0.00%	\$0.00 0.00%
5020304203 HEALTH INSURANCE - OPEB DEF CONTS - NON VEH MAINT		\$0.00	0.00%	\$0.00 0.00%
5020304204 HEALTH INSURANCE - OPEB GASB 75 EXP - NON VEH MAIN		\$0.00	0.00%	\$0.00 0.00%



# Gold Coast Transit District

## Income Statement

Division: 01 Gold Coast Transit District

As of: 1/24/2023

From Fiscal Year: 2023 Thru Fiscal Year: 2023	From Period 4 Thru Period 4	Oct-2022 Current Period	Jul-2022 Oct-2022 Year To Date	
5020316001 HEALTH INSURANCE - ADMINISTRATION		\$25,594.46	0.93%	\$112,221.21 1.00%
5020316002 HEALTH INS - POST RETIREMENT - ADMIN		\$0.00	0.00%	\$0.00 0.00%
5020316003 HEALTH INS - RETIREES - CURRENT YEAR		\$2,533.00	0.09%	\$10,430.00 0.09%
5020316004 HEALTH INS - OPEB DEF CONTS - ADM		\$0.00	0.00%	\$0.00 0.00%
5020316005 HEALTH INS - OPEB GASB 75 EXP - ADM		\$0.00	0.00%	\$0.00 0.00%
5020316006 HEALTH INS - OPEB DEF CONTS - RET		\$0.00	0.00%	\$0.00 0.00%
5020316007 HEALTH INS - OPEB GASB 75 EXP - RET		\$0.00	0.00%	\$0.00 0.00%
5020316201 HEALTH INS - PLAN/MARKETING		\$17,865.88	0.65%	\$75,089.91 0.67%
5020316202 HEALTH INS - POST RETIREMENT - PLAN/MARKETING		\$0.00	0.00%	\$0.00 0.00%
5020316203 HEALTH INS - OPEB DEF CONTS - P&M		\$0.00	0.00%	\$0.00 0.00%
5020316204 HEALTH INS - OPEB GASB 75 EXP - P&M		\$0.00	0.00%	\$0.00 0.00%
5020316701 HEALTH INS - HUMAN RESOURCES		\$6,389.06	0.23%	\$26,623.91 0.24%
5020316702 HEALTH INS - RETIREES -HUMAN RESOURCES		\$0.00	0.00%	\$0.00 0.00%
5020316703 HEALTH INS - OPEB DEF CONTS - HR		\$0.00	0.00%	\$0.00 0.00%
5020316704 HEALTH INS - OPEB GASB 75 EXP - HR		\$0.00	0.00%	\$0.00 0.00%
5020401001 DENTAL PLANS - OPERATIONS		\$5,873.30	0.21%	\$23,973.59 0.21%
5020401101 DENTAL PLANS - OPERATIONS MGT		\$749.10	0.03%	\$3,555.84 0.03%
5020401201 DENTAL PLANS - PARATRANSIT		\$118.70	0.00%	\$501.86 0.00%
5020404101 DENTAL PLANS - VEHICLE MAIN		\$949.20	0.03%	\$3,944.48 0.04%
5020404201 DENTAL PLANS - NON-VEH MAINT		\$472.90	0.02%	\$1,527.72 0.01%
5020416001 DENTAL PLANS - ADMIN		\$972.10	0.04%	\$3,586.62 0.03%
5020416201 DENTAL PLANS - PLAN/MARKETING		\$474.80	0.02%	\$1,715.67 0.02%
5020416701 DENTAL PLANS - HUMAN RESOURCES		\$278.10	0.01%	\$1,014.10 0.01%
5020501001 LIFE INSURANCE - OPERATIONS		\$7,227.95	0.26%	\$17,942.06 0.16%
5020501101 LIFE INSURANCE -OPERATIONS MGT		\$787.60	0.03%	\$1,986.07 0.02%
5020501201 LIFE INSURANCE - PARATRANSIT		\$119.88	0.00%	\$305.68 0.00%
5020504101 LIFE INSURANCE - VEHICLE MAINT		\$1,156.44	0.04%	\$2,553.76 0.02%
5020504201 LIFE INSURANCE - NON-VEH MAINT		\$398.64	0.01%	\$905.29 0.01%
5020516001 LIFE INSURANCE - ADMIN		\$736.07	0.03%	\$1,838.72 0.02%
5020516201 LIFE INSURANCE -PLAN/MARKETING		\$350.57	0.01%	\$759.27 0.01%
5020516701 LIFE INSURANCE - HUMAN RESOURCES		\$173.13	0.01%	\$382.32 0.00%
5020701001 UNEMP INS - OPERATIONS		\$0.00	0.00%	\$0.00 0.00%
5020701101 UNEMP INS - OPERATIONS MGT		\$0.00	0.00%	\$0.00 0.00%
5020701201 UNEMP INS - PARATRANSIT		\$0.00	0.00%	\$0.00 0.00%
5020704101 UNEMP INS - VEHICLE MAINT		\$0.00	0.00%	\$0.00 0.00%
5020704201 UNEMP INS - NON-VEH MAINT		\$0.00	0.00%	\$0.00 0.00%
5020716001 UNEMP INS - ADMIN		\$0.00	0.00%	\$0.00 0.00%
5020716201 UNEMP INS -PLANNING/MARKETING		\$0.00	0.00%	\$0.00 0.00%
5020716701 UNEMP INS - HUMAN RESOURCES		\$0.00	0.00%	\$0.00 0.00%
5020801001 WORKERS COMPENSATION - OPERATIONS		\$70,189.19	2.54%	\$283,223.03 2.53%
5020801101 WORKERS COMPENSATION - OPERATIONS MANAGEMENT		\$8,054.50	0.29%	\$33,415.69 0.30%
5020801201 WORKERS COMPENSATION - PARATRANSIT		\$1,150.64	0.04%	\$4,532.12 0.04%
5020804101 WORKERS COMPENSATION - VEHICLE MAINTENANCE		\$12,657.06	0.46%	\$48,162.69 0.43%
5020804201 WORKERS COMPENSATION - NON-VEHICLE MAINTENANCE		\$5,177.89	0.19%	\$20,394.58 0.18%
5020816001 WORKERS COMPENSATION - ADMINISTRATION		\$7,479.17	0.27%	\$29,458.88 0.26%
5020816201 WORKERS COMPENSATION -PLANNING/MARKETING		\$4,027.25	0.15%	\$15,862.46 0.14%
5020816701 WORKERS COMPENSATION - HUMAN RESOURCES		\$1,725.96	0.06%	\$6,798.21 0.06%
5020901001 SICK LEAVE - OPERATIONS		\$16,215.63	0.59%	\$75,013.28 0.67%
5020901101 SICK LEAVE - OPERATIONS MANAGEMENT		\$1,256.26	0.05%	\$13,122.52 0.12%
5020901201 SICK LEAVE - PARATRANSIT		\$0.00	0.00%	\$476.04 0.00%

# Gold Coast Transit District

## Income Statement

Division: 01 Gold Coast Transit District

As of: 1/24/2023

From Fiscal Year: 2023 Thru Fiscal Year: 2023	From Period 4 Thru Period 4	Oct-2022 Current Period	Jul-2022 Oct-2022 Year To Date	
5020904101 SICK LEAVE - VEHICLE MAINTENANCE		\$5,106.34	0.18%	\$19,127.99 0.17%
5020904201 SICK LEAVE - NON-VEHICLE MAINTENANCE		\$1,645.42	0.06%	\$4,912.95 0.04%
5020916001 SICK LEAVE - ADMINISTRATION		\$2,309.94	0.08%	\$14,067.41 0.13%
5020916201 SICK LEAVE - PLANNING/MARKETING		\$4,287.70	0.15%	\$11,421.66 0.10%
5020916701 SICK LEAVE - HUMAN RESOURCES		\$800.49	0.03%	\$1,427.17 0.01%
5021001001 HOLIDAY - OPERATIONS		\$245.60	0.01%	\$40,589.79 0.36%
5021001002 HOLIDAY - OPERATIONS (WORKED)		\$0.00	0.00%	\$0.00 0.00%
5021001101 HOLIDAY - OPERATIONS MANAGEMENT		\$0.00	0.00%	\$6,859.22 0.06%
5021001102 HOLIDAY - OPERATIONS MANAGEMENT (WORKED)		\$0.00	0.00%	\$0.00 0.00%
5021001201 HOLIDAY - PARATRANSIT		\$0.00	0.00%	\$1,341.86 0.01%
5021004101 HOLIDAY - VEHICLE MAINTENANCE		\$0.00	0.00%	\$6,239.87 0.06%
5021004102 HOLIDAY - VEHICLE MAINTENANCE (WORKED)		\$0.00	0.00%	\$0.00 0.00%
5021004201 HOLIDAY - NON-VEHICLE MAINTENANCE		\$0.00	0.00%	\$2,123.44 0.02%
5021004202 HOLIDAY -NON-VEHICLE MAINTENANCE (WORKED)		\$0.00	0.00%	\$0.00 0.00%
5021016001 HOLIDAY - ADMINISTRATION		\$0.00	0.00%	\$9,404.67 0.08%
5021016002 HOLIDAY - ADMINISTRATION (WORKED)		\$0.00	0.00%	\$0.00 0.00%
5021016201 HOLIDAY - PLANNING/MARKETING		\$0.00	0.00%	\$3,793.83 0.03%
5021016202 HOLIDAY - PLANNING/ MARKETING (WORKED)		\$0.00	0.00%	\$0.00 0.00%
5021016701 HOLIDAY - HUMAN RESOURCES		\$0.00	0.00%	\$2,336.26 0.02%
5021016702 HOLIDAY - HUMAN RESOURCES (WORKED)		\$0.00	0.00%	\$0.00 0.00%
5021101001 VACATION - OPERATIONS		\$45,073.17	1.63%	\$194,357.49 1.74%
5021101101 VACATION - OPERATIONS MANAGEMENT		\$8,469.44	0.31%	\$53,515.21 0.48%
5021101201 VACATION - PARATRANSIT		\$1,401.03	0.05%	\$4,170.39 0.04%
5021104101 VACATION - VEHICLE MAINTENANCE		\$8,122.42	0.29%	\$30,859.86 0.28%
5021104201 VACATION - NON-VEHICLE MAINTENANCE		\$992.16	0.04%	\$8,371.71 0.07%
5021116001 VACATION - ADMINISTRATION		\$5,231.47	0.19%	\$25,013.88 0.22%
5021116201 VACATION - PLANNING/MARKETING		\$755.53	0.03%	\$13,242.09 0.12%
5021116701 VACATION - HUMAN RESOURCES		\$1,200.74	0.04%	\$3,940.99 0.04%
5021201001 OTHER PAID ABSENCE - OPERATIONS		\$7,714.53	0.28%	\$27,949.89 0.25%
5021201101 OTHER PAID ABSENCE - OPERATIONS MANAGEMENT		\$0.00	0.00%	\$760.48 0.01%
5021201201 OTHER PAID ABSENCE - PARATRANSIT		\$0.00	0.00%	\$0.00 0.00%
5021204101 OTHER PAID ABSENCE - VEHICLE MAINTENANCE		\$3,352.80	0.12%	\$9,017.28 0.08%
5021204201 OTHER PAID ABSENCE - NON-VEHICLE MAINTENANCE		\$2,697.94	0.10%	\$5,186.15 0.05%
5021216001 OTHER PAID ABSENCE - ADMINISTRATION		\$0.00	0.00%	\$0.00 0.00%
5021216201 OTHER PAID ABSENCE -PLAN/MARKETING		\$208.08	0.01%	\$208.08 0.00%
5021216701 OTHER PAID ABSENCE - HUMAN RESOURCES		\$0.00	0.00%	\$0.00 0.00%
5021301001 UNIFORMS - OPERATIONS		\$0.00	0.00%	\$2,114.32 0.02%
5021301101 UNIFORMS - OPERATIONS MANAGEMENT		\$0.00	0.00%	\$0.00 0.00%
5021301201 UNIFORMS - PARATRANSIT		\$0.00	0.00%	\$0.00 0.00%
5021304101 UNIFORMS - VEHICLE MAINTENANCE		\$727.38	0.03%	\$9,839.51 0.09%
5021304201 UNIFORMS - NON-VEHICLE MAINTENANCE		\$0.00	0.00%	\$4,307.28 0.04%
5021316001 UNIFORMS - ADMINISTRATION		\$0.00	0.00%	\$0.00 0.00%
5021316201 UNIFORMS - PLANNING/MARKETING		\$0.00	0.00%	\$0.00 0.00%
5021316701 UNIFORMS - HUMAN RESOURCES		\$0.00	0.00%	\$0.00 0.00%
5021401001 OTHER FRINGE BENEFITS - OPERATIONS		\$264,107.26	9.55%	\$264,463.30 2.36%
5021401101 OTHER FRINGE BENEFITS - OPERATIONS MANAGEMENT		\$9,040.83	0.33%	\$9,083.39 0.08%
5021401201 OTHER FRINGE BENEFITS - PARATRANSIT		\$1,505.83	0.05%	\$1,511.50 0.01%
5021404101 OTHER FRINGE BENEFITS - VEHICLE MAINTENANCE		\$41,814.16	1.51%	\$41,873.74 0.37%
5021404201 OTHER FRINGE BENEFITS - NON-VEHICLE MAINTENANCE		\$13,026.24	0.47%	\$13,050.33 0.12%
5021416001 OTHER FRINGE BENEFITS - ADMINISTRATION		\$460.97	0.02%	(\$5,020.04) -0.04%

# Gold Coast Transit District

## Income Statement

Division: 01 Gold Coast Transit District

As of: 1/24/2023

From Fiscal Year: 2023 Thru Fiscal Year: 2023	From Period 4 Thru Period 4	Oct-2022 Current Period	Jul-2022 Oct-2022 Year To Date	
5021416201 OTHER FRINGE BENEFITS - PLANNING/MARKETING		\$5,018.96	0.18%	\$5,038.82 0.05%
5021416701 OTHER FRINGE BENEFITS - HUMAN RESOURCES		\$8.76	0.00%	\$15.88 0.00%
5021501001 O/BEN PHYS/DRUG TESTING-OPERATIONS		\$3,375.72	0.12%	\$13,438.45 0.12%
5021501101 O/BEN PHYS/DRUG TESTING-OPS MT		\$112.14	0.00%	\$232.29 0.00%
5021501201 O/BEN PHYS/DRUG TESTING-PARA		\$16.02	0.00%	\$32.04 0.00%
5021504101 O/BEN PHYS/DRUG TESTING-MAINT		\$72.09	0.00%	\$144.18 0.00%
5021504201 O/BEN PHYS/DRUG TESTING-NON-VEH MAINT		\$176.22	0.01%	\$344.43 0.00%
5021516001 O/BEN PHYS/DRUG TESTING-ADMIN		\$104.13	0.00%	\$208.26 0.00%
5021516201 O/BEN PHYS/DRUG TESTING-PLAN		\$56.07	0.00%	\$112.14 0.00%
5021516701 O/BEN PHYS/DRUG TESTING- HUMAN RES		\$24.03	0.00%	\$48.06 0.00%
5021601001 EDUCATIONAL ASSISTANCE-OPERS		\$0.00	0.00%	\$0.00 0.00%
5021601101 EDUCATIONAL ASSISTANCE-OPS MGT		\$0.00	0.00%	\$0.00 0.00%
5021601201 EDUCATIONAL ASSISTANCE-PARA		\$0.00	0.00%	\$0.00 0.00%
5021604101 EDUCATIONAL ASSISTANCE-MAINT		\$0.00	0.00%	\$0.00 0.00%
5021604201 EDUCATIONAL ASSISTANCE-NON-VEH MAINT		\$0.00	0.00%	\$0.00 0.00%
5021616001 EDUCATIONAL ASSISTANCE-ADMIN		\$0.00	0.00%	\$0.00 0.00%
5021616201 EDUCATIONAL ASSISTANCE-PLAN		\$0.00	0.00%	\$0.00 0.00%
5021616701 EDUCATIONAL ASSISTANCE - HUMAN RES		\$0.00	0.00%	\$0.00 0.00%
5021701001 FFCRA COVID - OPERATIONS		\$8,906.06	0.32%	\$73,158.90 0.65%
5021701101 FFCRA COVID - OPERATIONS MGMT		\$341.92	0.01%	\$4,245.47 0.04%
5021701201 FFCRA COVID - PARATRANSIT		\$0.00	0.00%	\$1,863.72 0.02%
5021704101 FFCRA COVID - VEHICLE MAINT		\$2,232.88	0.08%	\$18,956.84 0.17%
5021704201 FFCRA COVID - NON-VEHICLE MAINT		\$777.60	0.03%	\$8,028.73 0.07%
5021716001 FFCRA COVID - ADMIN		\$829.06	0.03%	\$7,700.40 0.07%
5021716201 FFCRA COVID - PLAN/MARKETING		\$0.00	0.00%	\$422.04 0.00%
5021716701 SALARY EXPENSE - AB94		\$0.00	0.00%	\$2,125.12 0.02%
5021801001 EFMLA COVID - OPERATIONS		\$3,457.75	0.12%	\$18,735.91 0.17%
5021801101 EFMLA COVID - OPERATIONS MGMT		\$312.56	0.01%	\$3,373.10 0.03%
5021801201 EFMLA COVID - PARATRANSIT		\$0.00	0.00%	\$0.00 0.00%
5021804101 EFMLA COVID - VEHICLE MAINT		\$0.00	0.00%	\$55.87 0.00%
5021804201 EFMLA COVID - NON-VEHICLE MAINT		\$0.00	0.00%	\$758.44 0.01%
5021816001 EFMLA COVID - ADMIN		\$0.00	0.00%	\$0.00 0.00%
5021816201 EFMLA COVID - PLAN/MARKETING		\$0.00	0.00%	\$0.00 0.00%
5021901001 SB95 - COVID - OPERATIONS		\$0.00	0.00%	\$0.00 0.00%
5021901101 SB95 - COVID - OPERATIONS MGMT		\$0.00	0.00%	\$0.00 0.00%
5021901201 SB95 - COVID - PARATRANSIT		\$0.00	0.00%	\$0.00 0.00%
5021904101 SB95 - COVID - MAINT		\$0.00	0.00%	\$0.00 0.00%
5021904201 SB95 - COVID - NON-VEH MAINT		\$0.00	0.00%	\$0.00 0.00%
5021916001 SB95 - COVID - ADMIN		\$0.00	0.00%	\$0.00 0.00%
5021916201 SB95 - COVID - PLAN & MKTG		\$0.00	0.00%	\$0.00 0.00%
5022001001 REFERRAL BONUS - OPERATIONS		\$0.00	0.00%	\$6,500.00 0.06%
5023001001 AB94 COVID - OPERATIONS		\$0.00	0.00%	\$0.00 0.00%
5023001101 AB94 COVID - OPERATIONS MGMT		\$0.00	0.00%	\$0.00 0.00%
5023001201 AB94 COVID - PARATRANSIT		\$0.00	0.00%	\$0.00 0.00%
5023004101 AB94 COVID - MAINTENANCE		\$0.00	0.00%	\$0.00 0.00%
5023004201 AB94 COVID - NON VEHICLE MAINTENANCE		\$0.00	0.00%	\$0.00 0.00%
5023016001 AB94 COVID - ADMINISTRATION		\$0.00	0.00%	\$0.00 0.00%
5023016201 AB94 COVID - PLANNING.MARKETING		\$0.00	0.00%	\$0.00 0.00%
5023016701 AB94 COVID - HUMAN RESOURCES		\$0.00	0.00%	\$0.00 0.00%
5024001001 PANDEMIC PAY - OPERATIONS		\$0.00	0.00%	\$0.00 0.00%
5024001101 PANDEMIC PAY - OPERATIONS MANAGEMENT		\$0.00	0.00%	\$0.00 0.00%
5024004101 PANDEMIC PAY - VEHICLE MAINTENANCE		\$0.00	0.00%	\$0.00 0.00%
5024004201 PANDEMIC PAY - NON VEHICLE MAINTENANCE		\$0.00	0.00%	\$0.00 0.00%

# Gold Coast Transit District

## Income Statement

Division: 01 Gold Coast Transit District

As of: 1/24/2023

From Fiscal Year: 2023 Thru Fiscal Year: 2023	From Period 4 Thru Period 4	Oct-2022 Current Period	Jul-2022 Oct-2022 Year To Date	
5029900001 TOTAL FRINGE BENEFITS		\$1,213,215.12	43.85%	\$4,462,953.18 39.87%
5030000001 SERVICES				
5030116001 LEGAL		\$12,115.00	0.44%	\$86,790.69 0.78%
5030216001 AUDIT		\$9,473.50	0.34%	\$14,373.50 0.13%
5030301001 CONT MAINT SERV - OPERATIONS		\$189.00	0.01%	\$14,869.44 0.13%
5030301002 CONT MAINT SERV - OPS - CAP GRANTS		\$0.00	0.00%	\$0.00 0.00%
5030301201 CONT MAINT SERV - PARATRANSIT		\$1,105.77	0.04%	\$4,933.34 0.04%
5030301202 CONT MAINT SERV - PARA - CAP GRANTS		\$0.00	0.00%	\$0.00 0.00%
5030304101 CONT MAINT SERV-VEHICLE MAINT		\$7,064.15	0.26%	\$40,284.55 0.36%
5030304102 CONT MAINT SERV - VEH MAINT - CAP GRANTS		\$0.00	0.00%	\$0.00 0.00%
5030304201 CONT MAINT SERV-NON-VEH MAINT		\$14,207.23	0.51%	\$43,572.44 0.39%
5030304202 CONT MAINT SERV - NON VEH MAINT - CAP GRANTS		\$0.00	0.00%	\$0.00 0.00%
5030316001 CONT MAINT SERV - ADMIN		\$2,558.40	0.09%	\$6,053.24 0.05%
5030316002 CONT MAINT SERV - ADMIN - CAP GRANTS		\$0.00	0.00%	\$0.00 0.00%
5030316011 CONT MAINT SERV - IT		\$7,934.68	0.29%	\$26,300.18 0.23%
5030316012 CONT MAINT SERV - HR - CAP GRANTS		\$0.00	0.00%	\$0.00 0.00%
5030316201 CONT MAINT SERV - PLAN/MRKTG		\$7,245.00	0.26%	\$7,395.00 0.07%
5030316202 CONT MAINT SERV - PLAN/MRKTG - CAP GRANTS		\$0.00	0.00%	\$0.00 0.00%
5030316701 CONT MAINT SERV - HUMAN RESOURCES		\$0.00	0.00%	\$0.00 0.00%
5030316712 CONT MAINT SERV - IT- CAPITAL GRANTS		\$0.00	0.00%	\$0.00 0.00%
5030401001 O/PROF SERV - OPERATIONS		\$0.00	0.00%	\$0.00 0.00%
5030401101 O/PROF SERVICES - OPER MGMT		\$0.00	0.00%	\$0.00 0.00%
5030401201 O/PROF SERV - PARATRANSIT		\$0.00	0.00%	\$0.00 0.00%
5030404101 O/PROF SERV - VEHICLE MAINT		\$0.00	0.00%	\$3,542.00 0.03%
5030404201 O/PROF SERV - NON VEH MAINT		\$0.00	0.00%	\$0.00 0.00%
5030416001 O/PROF SERV - ADMIN		\$62,109.28	2.24%	\$248,053.42 2.22%
5030416201 O/PROF SERVICES - PLAN & MKTG		\$0.00	0.00%	\$0.00 0.00%
5030416701 O/PROF SERV - HUMAN RESOURCES		\$2,380.00	0.09%	\$11,130.00 0.10%
5030501201 TEMPORARY HELP - PARATRANSIT		\$0.00	0.00%	\$0.00 0.00%
5030504101 TEMPORARY HELP - VEHICLE MAINT		\$0.00	0.00%	\$0.00 0.00%
5030504201 TEMPORARY HELP - NON-VEH MAINT		\$0.00	0.00%	\$2,442.08 0.02%
5030516001 TEMPORARY HELP - ADMIN		\$4,224.94	0.15%	\$17,178.13 0.15%
5030516201 TEMPORARY HELP - PLNG/MRKTG		\$0.00	0.00%	\$0.00 0.00%
5030516701 TEMPORARY HELP - HUMAN RESOURCES		\$0.00	0.00%	\$0.00 0.00%
5030604201 SECURITY SERV - VEHICLE MAINT		\$6,922.86	0.25%	\$42,762.98 0.38%
5030701001 ADA PARATRANSIT SERVICES		\$0.00	0.00%	\$212,878.42 1.90%
5030701201 ADA SERVICES - PARATRANSIT		\$191,410.81	6.92%	\$535,905.99 4.79%
5030702001 ADA PARATRANSIT CONTINGENCY		\$0.00	0.00%	\$0.00 0.00%
5030704201 CNG STATION EXPENSE		\$14,369.83	0.52%	\$19,590.71 0.17%
5030704202 CNG STATION - CAPITAL GRANTS		\$0.00	0.00%	\$0.00 0.00%
5035016001 ADVERTISING AND PROMOTION FEES		\$0.00	0.00%	\$0.00 0.00%
5039900001 TOTAL SERVICES		\$343,310.45	12.41%	\$1,338,056.11 11.95%
5040000001 MATERIALS AND SUPPLIES				
5040101002 FUEL/LUBE - OPS CNG VEH		\$93,963.58	3.40%	\$446,557.80 3.99%
5040101201 FUEL/LUBE - PARATRANSIT		\$15,025.80	0.54%	\$29,008.99 0.26%
5040101202 FUEL/LUBE-PARATRANSIT CNG VEH		\$6,441.55	0.23%	\$30,774.80 0.27%
5040104101 FUELS/LUBRICANTS-VEHICLE MAINT		\$1,842.02	0.07%	\$5,580.19 0.05%
5040104102 FUEL/LUBE CNG-VEHICLE MAINT		\$0.00	0.00%	\$0.00 0.00%
5040201001 TIRES/TUBES - OPERATIONS		\$291.99	0.01%	\$1,952.15 0.02%
5040204101 TIRES/TUBES - VEHICLE MAINT		\$835.42	0.03%	\$3,533.68 0.03%
5040301201 GASOLINE - PARATRANSIT		\$0.00	0.00%	\$0.00 0.00%

# Gold Coast Transit District

## Income Statement

Division: 01 Gold Coast Transit District

As of: 1/24/2023

From Fiscal Year: 2023 Thru Fiscal Year: 2023	From Period 4 Thru Period 4	Oct-2022 Current Period	Jul-2022 Oct-2022 Year To Date	
5040304101 GASOLINE - VEHICLE MAINT		\$0.00	0.00%	\$0.00 0.00%
5040404101 REPAIR PARTS - VEHICLE MAINT		\$55,348.79	2.00%	\$200,282.26 1.79%
5040404102 REPAIR PARTS - VEHICLE MAINT - GRANTS		\$0.00	0.00%	\$0.00 0.00%
5040404201 REPAIR PARTS - FACILITY MAINT		\$0.00	0.00%	\$290.93 0.00%
5040404301 REPAIR PARTS - OBSOLETE PARTS		\$0.00	0.00%	\$0.00 0.00%
5040504101 O/REPAIR PARTS - VEHICLE MAINT		\$0.00	0.00%	\$0.00 0.00%
5040604101 OTHER SHOP MATLS-VEHICLE MAINT		\$8,962.01	0.32%	\$47,247.90 0.42%
5040704101 TOOL ALLOWANCE - VEHICLE MAINT		\$0.00	0.00%	\$8,156.81 0.07%
5040704201 TOOL ALLOWANCE - NON-VEH MAINT		\$0.00	0.00%	\$0.00 0.00%
5040804101 WARRANTY RECOVERY-VEHICLE MAIN		(\$605.49)	-0.02%	(\$4,580.40) -0.04%
5040901001 TELEPHONE - OPERATIONS		\$355.01	0.01%	\$1,339.16 0.01%
5040901101 TELEPHONE - OPERATIONS MGT		\$138.48	0.01%	\$830.88 0.01%
5040901201 TELEPHONE - PARATRANSIT		\$69.24	0.00%	\$311.58 0.00%
5040904101 TELEPHONE - VEHICLE MAINT		\$301.56	0.01%	\$1,065.32 0.01%
5040916001 TELEPHONE - ADMIN		\$1,934.23	0.07%	\$8,287.85 0.07%
5040916201 TELEPHONE-PLANNING & MARKETING		\$207.72	0.01%	\$934.74 0.01%
5040916701 TELEPHONE - HUMAN RESOURCES		\$207.72	0.01%	\$796.26 0.01%
5041016001 OFFICE SUPPLIES - ADMIN		\$1,012.49	0.04%	\$5,702.43 0.05%
5041116001 COPIER COSTS		\$2,023.91	0.07%	\$4,108.07 0.04%
5041216001 POSTAGE		\$128.66	0.00%	\$1,689.74 0.02%
5042001001 O/MAT & SUPPLIES - OPERATIONS		\$460.00	0.02%	\$5,582.59 0.05%
5042001002 O/MAT & SUPPLIES - OPS- CAP GRANTS		\$0.00	0.00%	\$0.00 0.00%
5042001201 O/MAT & SUPPLIES - PARATRANSIT		\$0.00	0.00%	\$0.00 0.00%
5042001202 O/MAT & SUPPLIES - PARA - CAP GRANTS		\$0.00	0.00%	\$0.00 0.00%
5042004101 O/MAT & SUPPLIES-VEHICLE-MAINT		\$4,764.42	0.17%	\$19,637.37 0.18%
5042004102 O/MAT & SUPPLIES - VEH MAINT- CAP GRANTS		\$0.00	0.00%	\$0.00 0.00%
5042004201 O/MAT & SUPPLIES-NON-VEH MAINT		\$7,453.76	0.27%	\$28,433.65 0.25%
5042004202 O/MAT & SUPPLIES - NON VEH MAINT- CAP GRANTS		\$0.00	0.00%	\$0.00 0.00%
5042016001 O/MAT & SUPPLIES - ADMIN		\$4,319.39	0.16%	\$25,275.27 0.23%
5042016002 O/MAT & SUPPLIES - ADMIN- CAP GRANTS		\$0.00	0.00%	\$0.00 0.00%
5042016003 O/MAT & SUPPLIES - SUSPENSE ACCOUNT		\$0.00	0.00%	\$0.00 0.00%
5042016011 O/MAT & SUPPLIES - IT		\$3,046.80	0.11%	\$16,329.36 0.15%
5042016021 O/MAT & SUPPLIES - IT - CAPITAL GRANTS		\$0.00	0.00%	\$0.00 0.00%
5042016201 O/MAT & SUPPLIES - PLAN/MRKTG		\$837.51	0.03%	\$11,897.80 0.11%
5042016202 O/MAT & SUPPLIES - PLAN/MRKTG- CAP GRANTS		\$0.00	0.00%	\$0.00 0.00%
5042016701 O/MAT & SUPPLIES - HUMAN RESOURCES		(\$128.12)	0.00%	\$9,838.26 0.09%
5042016702 O/MAT & SUPPLIES - HR - CAPITAL GRANTS		\$0.00	0.00%	\$0.00 0.00%
5043001001 TICKETS/SCHEDLS - OPERATIONS		\$0.00	0.00%	\$11,872.02 0.11%
5043001002 TICKETS/SCHEDLS - OPERATIONS - CAP GRANTS		\$0.00	0.00%	\$0.00 0.00%
5043001201 TICKETS/SCHEDLS - PARATRANSIT		\$0.00	0.00%	\$14,812.12 0.13%
5044016001 PLANNING PROJECTS		\$0.00	0.00%	\$0.00 0.00%
5045016001 DISCOUNTS		\$0.00	0.00%	\$0.00 0.00%
5045116001 OTHER FINANCE FEES/CHARGES		\$0.00	0.00%	\$0.00 0.00%
5046016001 SUB-GRANTEE/PASS THROUGH PROJ.		\$0.00	0.00%	\$0.00 0.00%
5047016001 SECTION 18 - CITY OF OJAI		\$0.00	0.00%	\$0.00 0.00%
5049900001 TOTAL MATERIALS AND SUPPLIES		\$209,238.45	7.56%	\$937,549.58 8.37%
5050000001 UTILITIES				
5050101002 ELECTRICITY - CNG STATION		\$24,388.34	0.88%	\$109,212.43 0.98%
5050104201 ELECTRIC - NON-VEH MAINT		\$0.00	0.00%	\$0.00 0.00%
5050204201 GAS - NON-VEH MAINT		\$623.90	0.02%	\$2,885.55 0.03%
5050304201 WATER - NON-VEH MAINT		\$3,008.25	0.11%	\$13,909.18 0.12%
5050404201 SEWER - NON-VEH MAINT		\$176.15	0.01%	\$1,018.87 0.01%

# Gold Coast Transit District

## Income Statement

Division: 01 Gold Coast Transit District

As of: 1/24/2023

From Fiscal Year: 2023 Thru Fiscal Year: 2023	From Period 4 Thru Period 4	Oct-2022 Current Period	Jul-2022 Oct-2022 Year To Date	
5050504201 REFUSE - NON-VEH MAINT		\$1,024.96	0.04%	\$5,124.80 0.05%
5059900001 TOTAL UTILITIES		\$29,221.60	1.06%	\$132,150.83 1.18%
5060000001 CASUALTY AND LIABILITY COSTS				
5060116001 PUBLIC LIABILITY DAMAGE PREM		\$0.00	0.00%	\$0.00 0.00%
5060116002 PARATRANSIT INSURANCE EXPENSE		\$0.00	0.00%	\$0.00 0.00%
5060216001 OTHER INSURANCE EXPENSE		\$11,892.59	0.43%	\$59,158.37 0.53%
5060316001 SAFETY PROGRAM EXPENSE - ADMIN		\$0.00	0.00%	\$0.00 0.00%
5060316701 SAFETY PROGRAM EXPENSE - HR		\$0.00	0.00%	\$0.00 0.00%
5060416001 CLAIMS EXPENSE		\$4,183.73	0.15%	\$39,542.06 0.35%
5060516001 ROADEO/SAFETY PROGRAM		\$0.00	0.00%	\$0.00 0.00%
5061016001 RECOVERY OF LOSSES		\$0.00	0.00%	\$0.00 0.00%
5061016101 LOSSES FROM ASSET WRITE OFFS		\$0.00	0.00%	\$0.00 0.00%
5069916001 TOTAL CASUALTY AND LIABILITY		\$16,076.32	0.58%	\$98,700.43 0.88%
5070000001 FUEL TAXES				
5070101001 FUEL TAXES		\$0.00	0.00%	\$0.00 0.00%
5070101201 FUEL TAXES - PARATRANSIT		\$0.00	0.00%	\$0.00 0.00%
5079900001 TOTAL FUEL TAXES		\$0.00	0.00%	\$0.00 0.00%
5090000001 MISCELLANEOUS EXPENSE				
5090116001 DUES AND SUBSCRIPTIONS		\$7,234.30	0.26%	\$37,737.92 0.34%
5090201002 TRAVEL AND MEETINGS - OPERATIONS		\$500.00	0.02%	\$500.00 0.00%
5090201102 TRAVEL AND MEETINGS - OPS MGMT		\$5,165.52	0.19%	\$9,671.11 0.09%
5090201202 TRAVEL AND MEETINGS - PARATRANSIT		\$0.00	0.00%	\$1,120.00 0.01%
5090204102 TRAVEL AND MEETINGS - VEH MAINT		\$474.67	0.02%	\$3,978.09 0.04%
5090204202 TRAVEL AND MEETINGS - NON-VEH MAINT		\$500.00	0.02%	\$500.00 0.00%
5090216002 TRAVEL AND MEETINGS - ADMIN		\$0.00	0.00%	\$1,075.00 0.01%
5090216202 TRAVEL AND MEETINGS - PLAN AND MARTKNG		\$0.00	0.00%	\$5,964.64 0.05%
5090216702 TRAVEL AND MEETINGS - HUMAN RESOURCES		\$2,180.00	0.08%	\$2,180.00 0.02%
5090304201 ENVIRONMENTAL FEES		\$215.00	0.01%	\$6,905.75 0.06%
5090316001 OFFICERS AND DIRECTORS EXPENSE		\$595.92	0.02%	\$1,556.18 0.01%
5090416701 EMPLOYEE EVENTS - HUMAN RESOURCES		\$1,363.64	0.05%	\$7,722.93 0.07%
5090501001 TRAINING - OPERATIONS		\$0.00	0.00%	\$514.11 0.00%
5090501101 TRAINING - OPERATIONS MGT		\$70.00	0.00%	\$1,417.53 0.01%
5090501201 TRAINING - PARATRANSIT		\$0.00	0.00%	\$0.00 0.00%
5090504101 TRAINING - VEHICLE MAINT		\$2,590.00	0.09%	\$3,660.61 0.03%
5090504201 TRAINING NON VEH MAINT		\$0.00	0.00%	\$180.00 0.00%
5090516001 TRAINING - ADMIN		\$0.00	0.00%	\$3,152.50 0.03%
5090516201 TRAINING - PLANNING/MARKETING		\$0.00	0.00%	\$60.00 0.00%
5090516701 TRAINING - HUMAN RESOURCES		\$0.00	0.00%	\$0.00 0.00%
5090601201 ADVT/PROMOTIONS - PARATRANSIT		\$0.00	0.00%	\$0.00 0.00%
5090601202 ADVT/PROMOTIONS - PARA - CAP GRANTS		\$0.00	0.00%	\$0.00 0.00%
5090616001 ADVT/PROMOTIONS - ADMIN		\$0.00	0.00%	\$0.00 0.00%
5090616201 ADVT/PROMOTIONS-PLAN MARKETING		\$26,644.53	0.96%	\$60,235.45 0.54%
5090616202 ADVT/PROMOTIONS - PLAN/MRKTG - CAP GRANTS		\$0.00	0.00%	\$0.00 0.00%
5090616204 ADVT/PROMOTIONS-P/M BUS ADV		\$0.00	0.00%	\$0.00 0.00%
5090616205 ADVT/PROMOTIONS-P/M TOKEN TRANSIT		\$1,066.49	0.04%	\$5,027.33 0.04%
5090616701 ADVT/PROMOTIONS - HUMAN RESOURCES		\$835.92	0.03%	\$835.92 0.01%
5090700001 BAD DEBTS EXPENSE		\$0.00	0.00%	\$0.00 0.00%
5090716001 LEGAL ADVERTISING		\$0.00	0.00%	\$0.00 0.00%
5090816001 CASH OVER/SHORT		(\$8.00)	0.00%	(\$28.00) 0.00%
5090916001 REFUNDS		\$27.00	0.00%	\$57.00 0.00%

# Gold Coast Transit District

## Income Statement

Division: 01 Gold Coast Transit District

As of: 1/24/2023

From Fiscal Year: 2023 Thru Fiscal Year: 2023	From Period 4 Thru Period 4	Oct-2022 Current Period	Jul-2022 Oct-2022 Year To Date	
5092016001 NONCAPITAL EQUIPMENT		\$0.00	0.00%	\$41,737.93 0.37%
5092016002 NONCAPITAL EQUIPMENT - CAP GRANTS		\$0.00	0.00%	\$0.00 0.00%
5092016011 NONCAPITAL EQUIPMENT - I.T.		\$0.00	0.00%	\$0.00 0.00%
5099900001 TOTAL MISCELLANEOUS EXPENSE		\$49,454.99	1.79%	\$195,762.00 1.75%
5110000001 INTEREST EXPENSE				
5110110001 INTEREST EXPENSE-LONG TERM		\$0.00	0.00%	\$0.00 0.00%
5110210001 INTEREST EXPENSE-SHORT TERM		\$1,669.41	0.06%	\$3,222.42 0.03%
5119900001 TOTAL INTEREST EXPENSE		\$1,669.41	0.06%	\$3,222.42 0.03%
5120000001 LEASES				
5120016001 LEASE - OXNARD TRANS CENTER		\$1,100.96	0.04%	\$5,250.64 0.05%
5120916001 TOTAL LEASES		\$1,100.96	0.04%	\$5,250.64 0.05%
5130000001 TANGIBLE DEPN AND AMORTIZATION				
5130116001 BUILDING		\$0.00	0.00%	\$0.00 0.00%
5130216001 REVENUE VEHICLES		\$2,017.10	0.07%	\$54,859.61 0.49%
5130316001 OTHER VEHICLES		\$0.00	0.00%	\$0.00 0.00%
5130416001 MAINTENANCE SHOP EQUIPMENT		\$0.00	0.00%	\$0.00 0.00%
5130516001 OFFICE EQUIPMENT		\$0.00	0.00%	\$0.00 0.00%
5130616001 OTHER EQUIPMENT		\$0.00	0.00%	\$0.00 0.00%
5130716001 OTC LEASEHOLD IMPROVEMENTS		\$0.00	0.00%	\$0.00 0.00%
5130916001 TOTAL TRANSIT DEPN & AMORT		\$2,017.10	0.07%	\$54,859.61 0.49%
5131000001 PARATRANSIT DEPRECIATION & AMORT				
5131216001 PARATRANSIT REVENUE VEHICLES		\$0.00	0.00%	\$0.00 0.00%
5131516001 PARATRANSIT OFFICE EQUIPMENT		\$0.00	0.00%	\$0.00 0.00%
5131616001 PARATRANSIT OTHER EQUIPMENT		\$0.00	0.00%	\$0.00 0.00%
5131916001 TOTAL PARA DEPN & AMORT.		\$0.00	0.00%	\$0.00 0.00%
5132000001 INTANGIBLE ASSETS DEPN & AMORT				
5132900001 OTHER INTANGIBLE ASSETS		\$0.00	0.00%	\$0.00 0.00%
5132916001 TOTAL INT'BLE ASSETS DEPN & AMORT		\$0.00	0.00%	\$0.00 0.00%
5164100001 MISCELLANEOUS FEES				
5164116001 CREDIT CARD FEES		\$495.21	0.02%	\$1,118.73 0.01%
5164116002 TOKEN TRANSIT FEES		\$1,403.76	0.05%	\$6,361.94 0.06%
5164916001 TOTAL MISCELLANEOUS FEES		\$1,898.97	0.07%	\$7,480.67 0.07%
5170000001 DEBT SERVICE EXPENSE				
5170110001 SERIES 2017 - COPS - INT EXP		\$0.00	0.00%	\$0.00 0.00%
5170120001 SERIES 2017 - COPS - PREM AMORT		\$0.00	0.00%	\$0.00 0.00%
5170130001 SERIES 2017 - COPS - COST OF ISS		\$0.00	0.00%	\$0.00 0.00%
5179900001 TOTAL DEBT SERVICE EXPENSE		\$0.00	0.00%	\$0.00 0.00%
5180000001 FEMA EXPENSE				
5180101001 FEMA OPERATIONS DEPT 10		\$0.00	0.00%	\$0.00 0.00%
5180101101 FEMA OPERATIONS MGMT DEPT 11		\$0.00	0.00%	\$0.00 0.00%
5180101201 FEMA PARATRANSIT DEPT 12		\$0.00	0.00%	\$0.00 0.00%
5180104101 FEMA MAINT DEPT 41		\$0.00	0.00%	\$0.00 0.00%
5180104201 FEMA MAINT DEPT 42		\$0.00	0.00%	\$0.00 0.00%
5180116001 FEMA ADMIN DEPT 160		\$0.00	0.00%	\$0.00 0.00%
5180116201 FEMA PLANNING/MKTG DEPT 162		\$0.00	0.00%	\$0.00 0.00%

# Gold Coast Transit District

## Income Statement

Division: 01 Gold Coast Transit District

As of: 1/24/2023

From Fiscal Year: 2023 Thru Fiscal Year: 2023	From Period 4 Thru Period 4	Oct-2022 Current Period		Jul-2022 Oct-2022 Year To Date	
5180116701 FEMA HUMAN RESOURCES DEPT 167		\$0.00	0.00%	\$0.00	0.00%
5189900001 TOTAL FEMA EXPENSE		\$0.00	0.00%	\$0.00	0.00%
5200000001 CONTINGENCY					
5200999001 TOTAL CONTINGENCY		\$0.00	0.00%	\$0.00	0.00%
5201160001 OPERATING CONTINGENCY		\$0.00	0.00%	\$0.00	0.00%
5500000001 TOTAL EXPENSES		\$2,766,958.90	100.00%	\$11,195,041.34	100.00%
6000000001 PROFIT/LOSS		(\$135,588.48)	-4.90%	(\$6,330,377.84)	-56.55%



**Gold Coast Transit District  
Schedule of Money Transfers  
For the Month of October 2022**

Date	Description	Accounts		Amount
		From	To	
10/5/2022	Transfer for AP & Payroll 10/7/22	UB Money Market 2	UB General Account	1,458,712.61
10/17/2022	Transfer for Pandemic Pay	UB Money Market 2	UB General Account	343,343.41
10/18/2022	Transfer to Payroll	UB Geberal Account	UB PayrollAccount	8,000.00
10/19/2022	Transfer for Payroll 10/21/22	UB Money Market 2	UB General Account	454,806.78
10/20/2022	Transfer for AP	UB Money Market 2	UB General Account	376,699.47
10/31/2022	Transfer for EFT CalPERS	UB Money Market 2	UB General Account	86,838.00
				<u>2,728,400.27</u>

**Gold Coast Transit District  
Payroll Information**

<b>Pay Date</b>	<b>Period End</b>	<b>Gross Earnings</b>	<b>Net Pay</b>	<b>Payroll Tax</b>	<b>Non-tax Deductions</b>
7-Oct-22	1-Oct-22	\$ 517,038.78	\$ 368,850.63	\$ 7,334.87	\$ 83,880.08
21-Oct-22	15-Oct-22	\$ 518,107.59	\$ 372,888.90	\$ 7,367.45	\$ 79,658.01
		<b>\$ 1,035,146.37</b>	<b>\$ 741,739.53</b>	<b>\$ 14,702.32</b>	<b>\$ 163,538.09</b>



February 1, 2023

Item #5

**TO** GCTD Board of Directors  
**FROM** Tanya Hawk, Buyer *TH*  
**SUBJECT** Report of Contracts Awarded

---

### **SUMMARY**

As requested by the Board of Directors on December 2, 2020, and in accordance with the GCTD Purchasing Resolution, staff is to provide a monthly report of all purchases issued by this agency. The attached report lists all purchase orders awarded since the December 2022 Board meeting.

### **RECOMMENDATION**

**It is recommended that the Board of Directors receive and file this report.**

### **GENERAL MANAGER'S CONCURRENCE**

A handwritten signature in black ink, reading 'Vanessa Rauschenberger'.

Vanessa Rauschenberger  
General Manager

### **GOLD COAST TRANSIT DISTRICT**

CITY OF OJAI | CITY OF OXNARD | CITY OF PORT HUENEME | CITY OF VENTURA | COUNTY OF VENTURA  
1901 AUTO CENTER DRIVE, OXNARD, CA 93036-7966 | P 805.483.3959 | F 805.487.0925 | GCTD.ORG

Contracts/PO Awarded Report  
February 2023

PO#	Vendor Name	Item Description	City	State	Cost
PROCUREMENT					
A0010270	GLORIA G SALAZAR	FINANCIAL CONSULTING SERVICES	STOCKTON	CA	\$28,500.00
A0010271	GOVINVEST INC	FULL VALUATION REPORTS	WEST HOLLYWOOD	CA	\$4,000.00
P0030278	301 ENVIRONMENTAL CONSULTING SERVICES	RINCON CONSULTANTS	VENTURA	CA	\$37,032.24
P0030279	301 SURVEY	GROUND PENETRATING RADAR SYSTEMS LLC	TOLEDO	OH	\$2,200.00
			Procurement Total		\$71,732.24
PARTS					
M0049498	KIMBALL MIDWEST	MISC PARTS	COLUMBUS	OH	\$559.66
M0049499	KIMBALL MIDWEST	MISC PARTS	COLUMBUS	OH	\$590.79
M0049500	GILLIG LLC	MECHANISM, TIP-TAP W/PLATE.PUMP, WASHER ASM, CYLINDER, AIR DOOR, FILTER ASM, HYDRAULIC	LOS ANGELES	CA	\$523.28
M0049501	SOUTHERN COUNTIES FUELS	GEARLUBE 80W90 GL5, & FEES	ORANGE	CA	\$1,505.25
M0049503	CUMMINS PACIFIC LLC	TENSIONER, BELT, TENSIONER, BELT, SCREW, STUDDED FLANGE CAP, SENSOR, POSITION, SENSOR, POSITION - CORE, SENSOR, BREATHER	LOS ANGELES	CA	\$3,588.43
M0049504	GREG'S PETROLEUM SERVICE, INC	VALVOLINE PREMIUM BLUE 9200 15W-40 AND FEES	DELANO	CA	\$3,220.26
M0049505	THE AFTERMARKET PARTS COMPANY, LLC	MOTOR, ELECTRIC 12V, C/S MIRROR, GAUGE, DUAL AIR PRESSURE, VALVE, SOLENOID, HI-TEMP, GLASS, BOTTOM CONVEX, GLASS, TOP FLAT, BELT, RETRACTOR MALE EXT	MINNEAPOLIS	MN	\$696.14
M0049506	ROMAINE ELECTRIC CORPORATION	SPARK PLUG & COIL EXTENSION	KENT	WA	\$2,465.98
M0049507	SAFETY-KLEEN SYSTEMS, INC.	SERVICE	DALLAS	CA	\$1,013.94
M0049508	CLEAN ENERGY	LABOR, TRAVEL (JOSEF ABAJLANA) AND MISC SUPPLIES	DALLAS	TX	\$1,562.50
M0049509	KIMBALL MIDWEST	MISC SUPPLIES	COLUMBUS	OH	\$548.13
M0049511	LOS ANGELES TRUCK CENTERS, LLC	TCM, GILLIG, 29550691G-CORE, INBOUND FREIGHT	PASADENA	CA	\$1,906.31
M0049512	MUNCIE RECLAMATION AND SUPPLY COMPANY	BUTTON, PARKING BRAKE	MINNEAPOLIS	MN	\$54.67
M0049513	GILLIG LLC	MIRROR, CONVEX,MECHANISM, TIP-TAP W/PLATE, VALVE, WIPER CONTROL, SWITCH, WASHER, NUT PLATE, COBOLT M8,FILTER, HYDRAULIC, KEY, COMBINATION COMPRE 5/16, 4.13" LENGTH, TOGGLE SWITCH GUARD, 2-POSITION, HORN BRUSH KIT, STOP REQUEST SWITCH, FITTING UNION 9/16-18, KNOB, PULL ROD,	LOS ANGELES	CA	\$1,686.47
M0049514	VALLEY POWER	FILTER TRANS B-400R	SAN FRANCISCO	CA	\$2,130.05
M0049515	SUPERIOR SANITARY SUPPLIES	CLEANING SUPPLIES	OXNARD	CA	\$977.63
M0049518	PARKHOUSE TIRE, INC.	D3 DISPOSAL/ENVIRONMENTAL FEE TRUCK	BELL GARDENS	CA	\$513.00
M0049519	CUMMINS PACIFIC LLC	PARTS,LABOR, TRAVEL AND MISC	LOS ANGELES	CA	\$3,823.04
M0049520	INTERSTATE BATTERIES	BATTERY - INTERSTATE AND CA BATTERY FEE	VENTURA	CA	\$530.91
M0049521	PARKHOUSE TIRE, INC	05140860000 305/70R225 L CONTI & FEES	BELL GARDENS	CA	\$4,397.17
M0049522	PARKHOUSE TIRE, INC	348BDV 305/70R22.5 BDV,B-124 B-24 RAD SEC RPR W/CAP, LP-10 RAD LP-10 REPAIR W/CAP,RBRC RAD BEAD RPR W/CAP,	BELL GARDENS	CA	\$6,589.90
M0049523	PARKHOUSE TIRE, INC	366BDV 315/80R22.5 BDV	BELL GARDENS	CA	\$6,715.83
M0049524	EUROFINS TESTOIL INC	4 Oz SAMPLE AND POSTAGE/HANDLING	CAROL STREAM	IL	\$988.00
M0049525	3D OF OXNARD	413ZMG01 TRIM BLACK BLUE SHIELD PROTECTOR	OXNARD	CA	\$511.16
M0049527	GILLIG LLC	CUP, PLASTIC AND FEES	LOS ANGELES	CA	\$3,007.49
M0049528	THE AFTERMARKET PARTS COMPANY, LLC	FAN DRIVE, HYDRAULIC	MINNEAPOLIS	MN	\$1,834.73
M0049529	KELLY CLEANING & SUPPLS, INC.	CARPET CLEANING	VENTURA	CA	\$1,500.00
M0049531	MUNCIE RECLAMATION AND SUPPLY COMPANY	BOLSTER BAG, AIR LUMBAR	MINNEAPOLIS	MN	\$15.57
M0049533	GILLIG LLC	RETARDER VALVE ASM, Bell, Driver	LOS ANGELES	CA	\$542.75
M0049534	LOS ANGELES TRUCK CENTERS, LLC	SENSOR, KNOCK, MODULE, IGNITION CONTROL & SCREW, HEX FLANGE HEAD CAP	PASADENA	CA	\$2,031.96
M0049535	THE AFTERMARKET PARTS COMPANY, LLC	ROTER,BRAKE, PULLEY TENSIONER ASSY. HD BEARING, VALVE, PARKING BRAKE	MINNEAPOLIS	MN	\$1,738.42
M0049536	LIFT-U-INC.	PROXIMITY SWITCH & CHARGES	ESCALON	CA	\$371.58
M0049538	PARKHOUSE TIRE, INC.	MERCHANDISE & SHIPPING	BELL GARDENS	CA	\$2,512.67
M0049539	PARKHOUSE TIRE, INC.	MERCHANDISE & SHIPPING	BELL GARDENS	CA	\$2,512.67
M0049540	GREG'S PETROLEUM SERVICE, INC	VALVOLINE PREMIUM BLUE 9200 15W-40 & FEES	DELANO	CA	\$2,080.68
M0049542	SUPERIOR SANITARY SUPPLIES	CLEANING SUPPLIES	OXNARD	CA	\$510.97
M0049543	LIFT-U-INC.	LATCH SOLENOID ASSEMBLY	ESCALON	CA	\$451.27
M0049544	LOS ANGELES TRUCK CENTERS, LLC	RETARDER VALVE ASM & FRIEGHT	PASADENA	CA	\$559.35
M0049545	CUMMINS PACIFIC LLC	UPPER HEAT EXCHANGE HOSE (COOLER) & LOWER HEAT EXCHANGE HOSE (COOLER)	LOS ANGELES	CA	\$767.79
M0049547	GILLIG LLC	NUT, AIR CLEANER TWIST, RETARDER VALVE, SKIRT PANEL, FIXED, CHAMBER REAR, REGULATOR, PRESSURE, FENDER, VALVE, SOLENOID,24V, SKIRT PANEL, HINGED RADIATOR DOOR	LOS ANGELES	CA	\$4,402.99
M0049548	MUNCIE RECLAMATION AND SUPPLY COMPANY	SPRING, AIR (REAR)	MINNEAPOLIS	MN	\$164.59
M0049549	VALLEY POWER	BOLTS TRANS FILTER PLATE	SAN FRANCISCO	CA	\$20.72
M0049550	THE AFTERMARKET PARTS COMPANY, LLC	REGULATOR, AIR LUMBAR, LAMP ASSM, FRONT TURN SIGNAL, LAMP, RED, REAR STOP/TAIL, AIR BOX, DRIVERS SEAT, PUMP, HYDRAULIC, GAS SPRING, FRONT ACCESS	MINNEAPOLIS	MN	\$1,970.35
M0049552	PARKHOUSE TIRE, INC.	TIRES 05140860000 305/70R225 L CONTI URBAN HA3 AND FEES	BELL GARDENS	CA	\$2,512.67
M0049553	LIFT-U-INC.	LU18 CONTROL BOX	ESCALON	CA	\$1,027.15
M0049554	CLEAN ENERGY	SRVTECH3 TRAVEL:JOSEF ABAJIAN	DALLAS	TX	\$900.00

Contracts/PO Awarded Report  
February 2023

**Local (Ventura County) \$47,268.37**



**DATE** February 1, 2023 **Item #6**

**TO** GCTD Board of Directors

**FROM** Marlena Kohler, Purchasing Manager/DBE Officer *MK*  
Margaret Schoep, Paratransit & Special Projects Manager *M Schoep*

**SUBJECT** Consider Authorization for the General Manager to Renew a Software License & Service Agreement for Scheduling & Dispatching System for GCTD's GO ACCESS with Ecolane

---

## I. EXECUTIVE SUMMARY

Gold Coast Transit District (GCTD) has been using Ecolane's Scheduling & Dispatching System since 2017, when the Board of Directors approved a five (5) year Software License & Service Agreement with Ecolane, after an extensive competitive bid process. That agreement is due to expire on February 28, 2023. Staff is requesting approval for renewal of the software licensing agreement for an additional five (5) years, for a total cost of \$147,297. The GCTD TAC motioned support for this request at its January 18, 2023 meeting.

## II. BACKGROUND

The GO ACCESS services use the Ecolane scheduling/dispatching and reporting software to manage its demand response services. The software was procured through a competitive process in 2017 that included an extensive evaluation process interviewing the three highest-rated firms. The original purchase included installation and maintenance of the software system used to support the GO ACCESS services through February 28, 2023.

After considerable analysis by staff, it was determined that it would be in GCTD's best interest to renew its existing contract with Ecolane and retain their software. There has been considerable investment in time and expense by both parties since the software was acquired in 2017. Ecolane's software continues to be a valuable tool in providing our clients a better service experience and there have been no issues with Ecolane's software in the past five (5) years. Staff determined, at this time, that the time and expense of a new procurement would not garner a better paratransit scheduling & dispatching solution capable of meeting GCTD's current needs.

A software license and support are needed to continue use of the paratransit scheduling & dispatching software system. Ecolane has provided a renewal quote for a five (5) year period beginning March 1, 2023, through February 29, 2028 in the amount of \$28,056.43 per year for a five (5) year total of \$140,283.00 plus an additional 5% (\$7,014) to cover contingencies that may occur during the term of the agreement for a grand total of \$147,297.

### GOLD COAST TRANSIT DISTRICT

The proposed pricing is approximately 5% higher than the current support period, well within industry standard for this time of commodity. Therefore, Ecolane's pricing is considered fair and reasonable based on past purchase history.

A responsibility determination was conducted on Ecolane. Staff confirmed that Ecolane was not listed in the System for Award Management (SAM). GCTD has had no services issues with Ecolane or their software in the past five (5) years, therefore, Ecolane continues to be responsive and responsible vendor capable of meeting GCTD's requirements.

### **III. SUMMARY AND RECOMMENDATIONS**

It is recommended that the Board of Directors authorize the General Manager to renew a five (5) year Software License & Services Agreement with Ecolane for Scheduling & Dispatching System for GCTD's GO ACCESS (Paratransit Services) in the amount of \$147,297, this will cover the \$28,056.43 annual fee (\$140,282.15/5 years) plus an additional 5% (\$7,014) to cover contingencies that may occur during the term of the agreement.

A handwritten signature in black ink, appearing to read "Vanessa Rasmussen", is written over a horizontal blue line.

General Manager's Concurrence



**DATE** February 1, 2023 **Item #7**

**TO** GCTD Board of Directors

**FROM** Marlena Kohler, Purchasing Manager *MLK*

**SUBJECT** Consider Approval for Purchase Order Increase to The Pun Group LLP for On-Call Accounting and Audit Services

---

### SUMMARY

The Pun Group has been providing On-Call Accounting and Audit Services to GCTD since 2015. In 2020, The Pun Group services were increased to be used to support staff during a period of staff turnover and transition of new management into the Finance Department. Since then, The Pun Group has assisted the Finance Department by providing supplemental staffing in Accounting, preparing financial documents for audits as well as monthly financial reports, and ad-hoc accounting services. Services initially included the cost of two staff accountants assigned to GCTD. In the last few months, this was reduced to one staff accountant. While on-call accounting services are now being phased out, The Pun Group's services are still being used to assist with completing the FY 21-22 Audit. Due to the additional time needed to transition staff in the last year, and work needed to complete the audit, staff is requesting an increase of \$75,000 to the current Purchase Order from \$150,000 to \$225,000 to cover outstanding accounting tasks related to the FY 21-22 Audit.

### RECOMMENDATION

It is recommended that the Board of Directors authorize an increase in the amount of \$75,000 to The Pun Group for On-Call Accounting and Audit Services for a revised purchase order total not to exceed \$225,000.

### GENERAL MANAGER'S CONCURRENCE

---

Vanessa Rauschenberger  
General Manager

### GOLD COAST TRANSIT DISTRICT





Item #8

**DATE** February 1, 2023

**TO** GCTD Board of Directors

**FROM** Vanessa Rauschenberger, General Manager

**SUBJECT** **Consider Reconfirming Resolution 2021-09 Authorizing Virtual Board and Committee Meetings Pursuant to AB 361**

---

## **SUMMARY**

Since the start of the pandemic, the Board of Directors has been holding its regular board meetings virtually in accordance with Executive Orders issued by the Governor. The Governor has now rescinded those orders as they relate to the virtual meetings, and the legislature has adopted AB 361, reestablishing and amending the requirements to meet virtually.

On November 3, 2021, the Board adopted resolution 2021-09, which authorized the continuation of virtual meetings for 30 days. In order to continue meeting virtually, the Board of Directors is required to make findings reconfirming the continuation of virtual meetings every 30 days.

## **BACKGROUND**

When the COVID-19 pandemic began, California Governor Gavin Newsom signed an Executive Order that allowed public agencies to meet virtually. The most recent Executive Order, N-33-20, expired on September 30, 2021. On September 16, Governor Newsom signed Assembly Bill (AB) 361. AB 361 gives the option for public agencies to continue meeting virtually until January 1, 2024. This bill allows local agencies to use teleconferencing in compliance with the Ralph M. Brown Act. Pursuant to AB 361, the GCTD Board of Directors must reconsider the continuing need for virtual meetings every thirty (30) days.

Virtual meetings are permitted presently because Governor Newsom has proclaimed a state of emergency. The State of California and many local officials have recommended measures to promote social distancing. If those conditions change, the local agency can still meet virtually if it has determined that physical presence at meetings would present imminent risks to the health and safety of attendees.

## **RECOMMENDATION**

**It is recommended that the Board consider reconfirming GCTD Resolution 2021-09, declaring the need for continuation of virtual Board meetings, pursuant to AB 361.**

**GOLD COAST TRANSIT DISTRICT**



## GENERAL MANAGER'S UPDATE – February 2023

Item #9

### New GCTD Board Members, Welcome!

GCTD welcomes two new Board Members to the 2022 Board of Directors. Representing the City of Port Huememe, we welcome Councilmember Martha McQueen-Legohn, and representing the City of Ojai, we welcome Councilmember Rachel Lang. In addition, for 2023, Supervisor Matt LaVere will be our Chair, and Councilmember Mike Johnson of Ventura will be our Vice Chair. We look forward to working together to continue to provide the best possible public transit service to the communities we serve. Information on GCTD Board Members can be found on GCTD's website at [www.gctd.org](http://www.gctd.org)



**MATT LAVERE**  
**CHAIR**  
District 1 Supervisor, County of Ventura




**MIKE JOHNSON**  
**VICE CHAIR**  
Councilmember, City of Ventura



**BRYAN MACDONALD**  
**DIRECTOR**  
Mayor Pro Tem, City of Oxnard



**RACHEL LANG**  
**DIRECTOR**  
Councilmember, City of Ojai



**MARTHA MCQUEEN-LEGOHN**  
**DIRECTOR**  
Councilmember, City of Port Huememe

### Personnel Updates

Please join me in welcoming GCTD's new Communications and Marketing Manager, Andrea Meza. Andrea comes to us from Clinicas Del Camino Real, where she has worked for the last 14 years. She most recently held the position of Marketing Coordinator and has developed and led several successful public education campaigns, especially educating the public on essential services and health information throughout the COVID-19 pandemic. She graduated from Cal Lutheran with a Business Management degree and is currently pursuing her master's in strategic communications. She lives in Oxnard and is fluent in Spanish.



### Outreach – Service Changes

GCTD staff, including Bus Operator Gus Hernandez worked to spread awareness of the service changes that took effect on January 8<sup>th</sup>, 2023. In addition to video updates on social media, staff also conducted “pop-up” outreach at various locations around the area to make sure passengers have all the information they need to get them where they need to go. Thanks to the team!



### Emergency Services – Storm Shelter Transportation

In partnership with VCTC and the County of Ventura's Sheriff's office, GCTD's GO ACCESS team provided transportation for approximately 45 individuals this month to and from various muster points designated by the County Human Services Agency (HSA) throughout the service area. Some of these locations were in very close proximity to the river bottoms, and the weather posed an enormous danger to these unhoused individuals.

The drivers assisting these vulnerable folks commented that they heard many expressions of profound relief and gratitude to escape the elements and receive transportation to the Storm Shelter that was stood up at the Ventura County Fairgrounds. HSA personnel indicated that there were as many as 107 individuals who sheltered there during the storms. Special thanks to Margaret Heath-Schoep and the team at MV Transportation for their work in facilitating this support.



### Collaborative Meetings & Outreach Activities

GCTD's expert staff from various departments actively coordinate and participate in multiple meetings to support GCTD's mission. Key meetings attended this last month by GCTD staff included: SCAG's Regional Technical Advisory Committee, VCTC's Transcom Operators Meeting.

### General Manager Activities

- January 6<sup>th</sup> - Attended VCTC Commission Meeting
- January 10<sup>th</sup> – Presentation to VCTC's Citizen Technical Advisory Committee
- January 10<sup>th</sup> – Coffee with GM
- January 12<sup>th</sup> – Joint Labor Management Meeting
- January 12<sup>th</sup> – Meeting / Tour with City of Oxnard – Discussion of CNG Fueling Needs
- January 17<sup>th</sup> – Participated in CTA Small Operators Committee
- January 17<sup>th</sup> – Held All Staff Monthly Meeting
- January 18<sup>th</sup> – Meeting with SCAG Planning Dept Re: High Quality Transit Areas
- January 18<sup>th</sup> – Meeting with Kristin Decas @ Port Hueneme Re: Zero Emissions Plans
- January 19<sup>th</sup> – Meeting with County of Ventura IT Department Re: MOU for Services
- January 20<sup>th</sup> – with Pun Group to get an Update on GASB 87 for Lease Agreements
- January 25<sup>th</sup> – Meeting with Insight Strategies Re: Strategic Planning

**GCTD Is Hiring!**

GCTD has job openings in our Operations and Maintenance Departments. For a complete list of current job openings, visit <https://www.gctd.org/careers/>

**“Like Us” and Follow Us on Facebook, Twitter, and Instagram**

Stay up to date on the latest news in real-time. “Like Us” on Facebook @GCTransit - “Follow Us” on Twitter @GoldCoastBus - or “Follow Us” on Instagram @GoldCoastTransit

**Sign up online for GCTD’s monthly “News on the GO” Newsletter.**



**DATE** February 1, 2023 **Item #10**

**TO** GCTD Board of Directors

**FROM** Vanessa Rauschenberger, General Manager

**SUBJECT** **Consider Authorizing the General Manager to Sign MOU with the County of Ventura for IT Services**

---

## **SUMMARY**

Consider authorizing General Manager to sign a Memorandum of Understanding (MOU) with the County of Ventura for IT Services.

## **BACKGROUND**

With the recent retirement of GCTD's IT Manager, staff has evaluated various options for fulfilling the organization's duties and IT Management needs. One of the avenues to explore as an alternative recruiting for a new IT Manager is in partnership with the County of Ventura. The position is to fulfill GCTD's IT management needs, to help provide greater security and back-up for IT systems, and assist with IT project management. With this partnership, GCTD would continue to utilize our skilled on-site IT Technician to provide day-to-day IT Support.

GCTD is currently a customer of the County of Ventura IT Services Dept, utilizing the County of Ventura for 2-Way Radio / Repeater Services. As a member of the District, the staff is familiar with our governmental organization's needs and requirements. After discussions with the County of Ventura's CIO, including a site visit and tour with the County IT staff, the County expressed willingness to work with GCTD to provide this service for the next several months or longer as needed. During this interim period, one-time engagement startup costs will not exceed \$10,000, and recurring monthly expenses will not exceed \$12,000. Because IT Services is a government internal services fund (ISF), IT Services is required to bill customers' actual costs.

With this MOU, the County of Ventura's CIO and Assistant CIO will begin serving as the IT Services Managers and work with GCTD's on-site IT Technician to fulfill the IT needs of the organization for the next few months. During that time, we will meet regularly with the County IT Services to review our IT support level and determine if a longer-term agreement should be returned to the Board for Consideration.

## **RECOMMENDATION**

**Consider authorizing General Manager to sign a Memorandum of Understanding (MOU) with the County of Ventura for IT Services.**

## **GOLD COAST TRANSIT DISTRICT**

**Memorandum of Understanding**  
**between County of Ventura**  
**Information Technology Services**  
**and**  
**Gold Coast Transit District**

**February 1, 2023**

## Table of Contents

Article 1: PURPOSE .....	1
Section 101 - Memorandum of Understanding .....	1
Article 2: TERM.....	1
Section 201 - Term of Agreement.....	1
Article 3: SCOPE .....	1
Section 301 -Scope of Agreement .....	1
Article 4: AGREEMENT MANAGEMENT .....	2
Section 401 - Communications and Customer Service .....	2
Section 402 - Task & Staff Management .....	2
Section 403 - IT Governance .....	2
Article 5: STANDARDS and POLICIES .....	3
Section 501 - Adherence to Standards and Policies.....	3
Section 502 - Conduct & Behavior .....	3
Article 6: PROVISIONING OF PERSONNEL .....	3
Section 601 - Composition of Personnel .....	3
Section 602 - Hiring .....	3
Section 603 - Reassignment of Personnel .....	3
Section 604 - Time Frames .....	3
Section 701 - Introduction .....	4
Section 702 - Hours of Work.....	4
Section 703 - Overtime and Standby.....	4
Section 704 - Backup and Vacation Coverage.....	4
Section 705 - Performance Reviews.....	4
Section 706 - Performance Problems and Discipline .....	5
Section 707 - Probationary Period .....	5
Section 708 - Strikes and Work Actions.....	5
Article 8: FUNDING.....	5
Section 801 - Charges.....	5
Section 802 - Training .....	5
Section 803 - Miscellaneous Expenses.....	5
Attachment A: Proposal .....	6



## Article 1: PURPOSE

### Section 101 - Memorandum of Understanding

This Memorandum of Understanding (hereinafter referred to as "Agreement") between the County of Ventura Information Technology Services Department (hereinafter referred to as "IT Services") and the Gold Coast Transit District (hereinafter referred to as "The Customer") summarizes the full and complete understanding reached concerning the provisioning and management of IT Services personnel to the Customer.

## Article 2: TERM

### Section 201 - Term of Agreement

This Agreement shall be effective on February 1, 2023, and subject to signature approval of its terms and conditions by the Chief Information Officer of IT Services and the Customer. It shall remain in full force and effect for a period of 3 months or until either party indicates, through official correspondence, a desire to modify the Agreement. In such a situation, an amendment will be crafted indicating the agreed-upon modification to the Agreement and signed by both parties. Either party has the right to cancel this Agreement by written notification to the other party; in which case mutually agreeable terms for the phase-out of IT Services Staffing would be agreed to by both parties via signature.

## Article 3: SCOPE

### Section 301 -Scope of Agreement

It is recognized that this Agreement shall cover provisioning of IT Services staffing to the Customer for support of information technology systems. The services are outlined in Attachment A.

Should the Customer desire to increase staffing at any point, the requested additional staffing arrangements would fall under the terms and conditions outlined in this Agreement plus any amendments.



## Article 4: AGREEMENT MANAGEMENT

### Section 401 - Communications and Customer Service

IT Services will establish monthly meetings that will, at a minimum, include the Customer and County ITS management. These meetings will be used to address and arrive at an agreed course of action for issues regarding policy, standards, protocol, and service performance pertaining to the provisions of this MOU.

### Section 402 - Task & Staff Management

The Customer will provide priorities and required dates for all work in the Scope (Attachment A) to the IT Services Manager, who in turn will manage all embedded information technology staff (regardless of agency affiliation) and contractors to meet the Customer's requirements.

### Section 403 - IT Governance

Not Applicable.

### Section 404 – Metrics and Service Level Agreement

Key process and business indicators for the delivery of services will be established as processes are defined and agreed upon by the forum described in Section 401. It is intended that metrics for service levels, where applicable, shall be reported on within one year of the fulfillment of the initial staffing levels identified in this agreement.

In addition to any metrics described above, IT Services will continue to meet all service levels established in its' Service Level Agreement for its normal operations.

## Article 5: STANDARDS and POLICIES

### Section 501 - Adherence to Standards and Policies

All parties agree to adhere to existing County and Customer Procedures, Standards, Guidelines, Policies and Orders by the staff provisioned herein. Contradictions shall be addressed by the provisions outlined in section 401.

### Section 502 - Conduct & Behavior

IT Services shall take appropriate steps to ensure that IT Services employees, agents, and subcontractors performing any work under this Agreement professionally conduct themselves so they will not bring discredit to the Customer or IT Services.

IT Services requires strict adherence to all County policies governing conduct, behavior, professionalism, including diversity, equity, and inclusion.

## Article 6: PROVISIONING OF PERSONNEL

### Section 601 - Composition of Personnel

IT Services will provide staffing necessary to perform the services as outlined in the Scope (Attachment A). A combination of full-time regular positions, full-time fixed-term positions, and contract personnel may be utilized to complete the organizational structure.

### Section 602 - Hiring

Not Applicable

### Section 603 - Reassignment of Personnel

Not Applicable

### Section 604 - Time Frames

of Understanding

Upon the effective date of this agreement, IT Services will immediately proceed with recruiting, hiring, and/or re-assigning personnel to support the agreement.

## Article 7: MANAGEMENT OF STAFF PERSONNEL

### Section 701 - Introduction

Management practices governing staff personnel shall adhere to all County of Ventura Personnel Rules and Regulations, Administrative Manual, Customer Administrative Policies, and relevant Memorandums of Agreement in addition to the provisions set forth in sections 702 through 709.

### Section 702 - Hours of Work

Alternative work schedules, including telecommuting, can be supported for the Customer to provide better support and/or coverage. Certain employees may be required to perform shift work or may be on a standby basis as well.

### Section 703 - Overtime and Standby

Overtime and Standby are available to meet the Customer's needs or to accommodate emergency support requirements and situations. For non-exempt employees, Customer approval is required before working overtime or Standby and the IT Services

### Section 704 - Backup and Vacation Coverage

The IT Services Manager will be responsible for ensuring that adequate technical support staff is available to support Customer IT requirements and on-going projects. Staff may be staggered to provide coverage of absences created by vacationing staff and leaves of absence. If an IT emergency occurs, and adequate technical staff is not available due to scheduled vacations or leave of absences, IT Services will make every attempt to provide additional backup technical support on a best-efforts basis.

### Section 705 - Performance Reviews

Not Applicable

of Understandir  
Section

## 706 - Performance Problems and Discipline

In the event, that performance problems are identified, the Ventura County Human Resource guidelines for the bargaining unit of the employee are to be followed.

## Section 707 - Probationary Period

Not Applicable

## Section 708 - Strikes and Work Actions

During a Union Strike or Work Action, IT Services will work with the Customer to continue their operations by providing contract labor or determining alternate avenues of staffing.

# Article 8: FUNDING

## Section 801 - Charges

IT Services shall bill the Customer monthly on a Time and Material basis at the Board of Supervisors approved rate for the classifications being supplied to the Customer.

One time engagement startup costs will not exceed \$10,000. Recurring monthly costs will not exceed \$12,000. Because IT Services is a government internal services fund (ISF), IT Services is required to bill our customers actual costs. IT Services will review actual and estimated costs biweekly and will notify Customer in advance of any expected charges that may exceed the Startup or Monthly NTE amounts. The Customer will have the option of a reduction in service to remain within the NTE amount or issue a change request to the MOU to allow the NTE to be exceeded for that billing period.

## Section 802 - Training

Any training costs, specifically required by the Customer for staff-provisioned herein, will be billed to the Customer.

## Section 803 - Miscellaneous Expenses

Expenses for additional services, such as work-related travel reimbursement requested during the fiscal year, will be billed as incurred.

DRAFT



of Understanding

Memorandum

SIGNATURES:

\_\_\_\_\_  
Terrence Theobald  
Chief Information Officer  
Information Technology Services

Date: \_\_\_\_\_

\_\_\_\_\_  
Vanessa Rauschenberger  
General Manager  
Gold Coast Transit District

Date: \_\_\_\_\_

DRAFT

**ATTACHMENT A**

DRAFT

of Understandir

December 22, 2022

Vanessa Rauschenberger  
General Manager  
Gold Coast Transit District

**Re: Proposal for Interim IT Support for Gold Coast Transit District**

Dear Vanessa:

This document is intended to communicate IT Services proposed services and costs associated with the interim support of Gold Coast Transit District's IT environment.

**SCOPE OF SERVICES**

We understand that the impetus for the request for this support is the retirement of Gold Coast Transit District's IT Manager. There is currently only one staff member remaining who will be providing IT Support to some degree. We were requested to provide interim support for the IT Manager's workload until a replacement can be hired. The requirements were obtained during a meeting held on December 16, 2022, with the IT Manager.

Due to the short time frame, we will not be able to add staff where needed and therefore we are taking this on as collateral work. Our team has agreed to take on the additional workload because we feel it is important to help other agencies in need to the best of our ability. This does not mean it will receive lower priority or the quality will be any less than we provide all our customers. However, it does mean that if this were to continue past two to three months, we would need to bring in extra help. If your organization wishes to continue to use IT Services in the longer term, we will propose a longer-term agreement along with some recommendations to streamline the services.

**Infrastructure Services**

- **Active Directory Support:** Maintenance of Domains, DHCP, DNS, Group Policy, etcetera
- **VMware Support:** Health checks, VM provisioning/retiring, performance evaluation/troubleshooting, issue response
- **Backup Support:** Health checks, add/change/deletion of backup jobs, system/data restores, issue response
-



of Understanding

- 
- **Windows Server Support:** Patching, monitoring/management, issue response, installation/configuration of new systems, access control
- **File Services:** Add/changes/deletions of file shares, capacity management, access control
- **Office365 Consultation:** Vendor currently supports O365, only limited support should be expected

**Assumptions:**

- Able to establish remote access into their environment.
- Limited requirement for on-site availability.
- All administrative logins/passwords are available for our use.
- All vendor/support contract information is available/accessible.
- Environment is relatively stable, and systems do not require any undue 'hand holding'.
- Limited to no environmental changes during the interim period.
- System upgrades, replacements, and significant configuration changes would be delayed until a long-term support arrangement is made.
- Limited User management (adds/changes/deletions).
- Can/should be managed by GCTD employee (Matt) or helpdesk.
- GCTD will perform all eDiscovery requests.
- No application support provided.

**Desktop Support Services:**

- **Desktop Support:** Maintenance of existing systems, break fix and general support
- **Client Application support:** O365, Adobe, Customer applications. (end-user support only)
- **Printer Support:** Existing IP based printers/copiers and any local printers
- **AD and Exchange support:** User and group administration etcetera. Mailbox and resource support etcetera

**Assumptions:**

- Able to establish remote access into their environment.
- Limited requirement for on-site availability (no after-hours support).
- All administrative logins/passwords are available for our use.
- All vendor/support contract information is available/accessible.

**Out of scope:**

- AV Support
- Printer break/fix
- Enterprise application support (development or upgrades of production applications)
- Credit card machines and Security cameras (other than IP reservations)

of Understanding

**Network Services:**

- **Switch, router & Wi-Fi maintenance**
  - o Software updates
  - o Break-fix
  - o Configuration backups
  - o Adds, moves & changes

**Assumptions:**

- Establish secure remote access to the environment.
- Limited requirement for on-site availability (after hours support?).
- Admin credentials are available for all systems.
- All vendor/support contract information is available/accessible.
- New hardware/software and projects will be billed separately.

**Security Services:**

- **Firewall configuration and maintenance**
  - o Software updates
  - o Daily/weekly adds, moves & changes
  - o Configuration backups
  - o Log review
- **Email Security**
- **Endpoint Security**
- **Vulnerability scanning**
- **MFA (future project)**
- **Wi-Fi security**
- **IDS/IPS**
- **Remote Access (VPN)**

**Assumptions:**

- Establish secure remote access to the environment.
- Limited requirement for on-site availability (after hours support?).
- Admin credentials are available for all systems.
- All vendor/support contract information is available/accessible.
- New hardware/software and projects will be billed separately.
- Security audits are out of scope.
- Disaster recovery is out of scope.

of Understanding

- End-user security training is out of scope.
- Compliance and regulatory work from the CISO does not fall under the Security rate.

## PROPOSED COSTS

**Applicable for the first 3 months of the agreement.**

### **ONE-TIME COSTS**

Services	Hourly Rate	Term/Duration	Total
Infrastructure Services	ISSA Rate: \$89.26	80 hrs.	\$7,140
Desktop Support			None
Network - Data			None
Network - Security			None
<b>TOTAL</b>			<b>\$7,140</b>

### **MONTHLY RECURRING COSTS**

Services	Hourly Rate	Term/Duration	Total
Infrastructure Services	ISSA Rate: \$89.26	16 hrs. (4hrs./week)	\$1,428
Desktop Support	\$84.89 / per device	62 workstations	\$5,263
Network - Data	\$113	15-20 hrs. per month	\$2,034
Network - Security	\$125	15-20 hrs. per month	\$2,250
<b>TOTAL</b>			<b>\$10,975</b>

## PROJECT SCHEDULING

The services will begin on February 1<sup>st</sup>, 2023, or later at the discretion of Gold Coast Transit District.



**DATE** February 1, 2023 **Item #11**

**TO** GCTD Board of Directors

**FROM** Marlena Kohler, Purchasing Manager *MK*  
James Beck, Director of Operation and Maintenance *JB*

**SUBJECT** **Consider Approval of Contract Award to Center for Transportation and The Environment, Inc (CTE) for Hydrogen Fuel Station Consulting Services**

---

## **I. EXECUTIVE SUMMARY**

Recommend that the Board of Directors authorize the General Manager to execute an agreement for Hydrogen Fuel Station Project, with Center for Transportation and The Environment, Inc (CTE) in the amount of \$564,000.

## **II. BACKGROUND INFORMATION**

As permitted by the Consolidated Appropriations Act, 2021, GCTD partnered with CTE and New Flyer in submitting an application to receive funding from Federal Transit Administration (FTA) under the Biden-Harris Administration Bipartisan Infrastructure Law, and FTA's Low- and No-Emissions Bus and Bus Facilities grant program.

Gold Coast Transit District was selected to receive funding under the Low-No grant. Across the country, the FTA's FY22 Low- and No-Emission and Bus and Bus Facilities programs will provide \$1.66 billion in grants to transit agencies, territories and states across the country to invest in bus fleets and facilities.

Gold Coast Transit District will receive \$12,117,144 in funding to buy hydrogen fuel cell electric buses to replace older compressed natural gas buses that have exceeded their useful life, install a new hydrogen fueling station, and will implement a robust workforce development and training program. The project will improve service reliability, state of good repair and air quality for residents living in and around Ventura County.

In accordance with FTA, if the Low-No grant application submission involves such a partnership, as GCTD has with CTE and New Flyer, and is then selected for grant funding, the competitive selection process is considered to have

### **GOLD COAST TRANSIT DISTRICT**

satisfied the requirement for a competitive procurement under 49 U.S.C. 5325(a) for the named entities.

Once GCTD was notified of the grant award, staff requested a quote from CTE for the primary phases of the Project. GCTD staff will request Board Approval for the purchase of five (5) hydrogen electric buses from New Flyer when appropriate, according to the project timeline.

Over the course of approximately seven (7) years, CTE will be guiding GCTD through the following primary phases:

**Phase 1** (2 months)

- Project Award
- Planning and Initiation
- Requirements Analysis

Under Phase 1, CTE will work with GCTD, New Flyer, and other partners to finalize the project scope, approach, and timeline, and to define tasks, roles and responsibilities, and preliminary risks.

Phase 1 will result in an in-person formal kickoff of the project with all stakeholders and project team members to align the project team on tasks, assignments, timelines, and expectations to successfully meet project goals and objectives.

CTE developed a high-level schedule as part of the 2022 LowNo grant proposal that includes estimated durations for all project phases. CTE will work with each team member during the kickoff and throughout the project refine the general schedule from the proposal to update it and incorporate specific project goals and constraints.

CTE will develop a project workbook that will outline these project goals and objectives, scope, and approach that will guide the execution of deliverables of the project. The Workbook will define the key milestones and stakeholders as well as activities and tasks, and timeline for the project.

**Phase 2** (12 months)

- Bus Procurement & Build

In this phase of the project, GCTD and CTE support contracting and configurations development for bus procurement from New Flyer. GCTD will execute procurement contracts with New Flyer. New Flyer will submit their final design for GCTD approval before proceeding with production. GCTD and CTE will participate in a pre-production meeting at New Flyer's facility to confirm the design, and review quality control, quality assurance, and production procedures that will be in place

for this order. Once the buses enter the production line, GCTD and CTE will meet with New Flyer regularly during the bus build to track progress. The phase will end with the delivery of the buses.

CTE will provide a first article pre-delivery inspection. If needed, CTE may engage the services of external vendors to complete the periodic inspections, resident inspections, or Buy America audits. The goal of the inspection is to ensure that the buses are ready to be delivered. GCTD will approve buses for delivery and will conduct post-delivery acceptance inspections. These efforts are consistent with both the Inspection and Test and Inspection and Test Status elements of FTA's Quality Management System.

Throughout this phase of the project, CTE will provide guidance and oversight to GCTD on bus manufacturing and design.

### **Phase 3** (12 months)

- Infrastructure Procurement, Design & Build

This phase of the project includes all necessary steps to procure, design, build, and install the hydrogen fueling infrastructure. CTE will assist GCTD as it finalizes the specifications for the hydrogen fueling station, including production, if specified, compression, storage, and dispensing. This includes the preparation of necessary documents required for competitive procurement of fueling station through a Request for Proposals (RFP). CTE will review and evaluate the existing modeled fuel demands and conceptual design previously provided to GCTD by a third party. CTE will leverage the existing analysis to draft the technical specifications for the hydrogen fueling station to be included in the RFP. CTE will support GCTD throughout the RFP process, drafting addenda as needed and assisting in the technical evaluation of proposals.

The selected fueling station supplier will be responsible for the design and build of the hydrogen fueling station. CTE will work with GCTD to provide administrative oversight and technical reviews during the design, construction, and installation process for the hydrogen refueling station. The fueling station supplier will develop site and installation plans for the station and obtain all necessary permits.

CTE will also assist GCTD in establishing and coordinating a third-party, independent safety review of preliminary fueling station design plans prepared by the vendor. The review will be conducted by the American Institute of Chemical Engineers Center for Hydrogen Safety, and cost of conducting this review will be the responsibility of the vendor.

CTE will also work with the hydrogen fueling station supplier and New Flyer to provide a seamless fueling interface that will meet GCTD's requirements for

refueling its fleet. CTE and the fueling station supplier will work with GCTD and local utilities to provide the necessary utilities to operate the station.

Once the site preparation for the station is complete, the fueling station supplier will install and commission the equipment, during which CTE will coordinate weekly communication meetings and provide project overview and recommendations. CTE will organize and coordinate with GCTD, New Flyer, and the fueling station supplier to conduct first-responder and employee safety and operations training.

Additionally, GCTD shall issue a Request for Proposals to select an A&E contractor to provide engineering services for maintenance facility upgrades for their project. CTE shall support GCTD to ensure the maintenance facility requirements are addressed in the solicitation documents for A&E services to design and engineer mechanical, electrical, and detection/alarm systems in maintenance facilities. CTE will also assist GCTD in the technical evaluation of proposals received from A&E contractors to ensure that GCTD understands the performance capabilities of the proposed equipment.

Once the fuel cell electric buses are delivered, New Flyer and the fueling station supplier will commission the fueling station for operations with their buses.

As referenced in the narrative above, CTE will provide guidance, oversight and coordination to GCTD throughout the station design and build.

#### **Phase 4** (6 months)

- Bus & Infrastructure Deployment

After bus and station commissioning, GCTD will conduct post-delivery inspections and acceptance testing. GCTD staff will receive the necessary training to operate and maintain the vehicles and fueling station. Once buses and the fueling station have completed testing and acceptance by GCTD as outlined in the previous phase, CTE will work with GCTD and New Flyer to validate the performance and operation of the buses and station through CTE's performance validation approach. CTE will develop a validation test plan to compare with modeled performance and determine if any operational changes are needed. The plan will provide for operating buses along the plan route(s) under controlled conditions (ambient temperature, HVAC load, passenger load, traffic patterns, etc.).

CTE will conduct the on-site validation testing based on the aforementioned plan and provide a validation test report to GCTD. The report will include operational metrics such as: fuel economy (miles per kilogram), auxiliary load power draw (kW), fuel dispensed (kilograms), fueling rate (kilograms per minute), and initial and final state of fill as well as qualitative assessments of any issues that occur during validation. CTE will use the test results to support GCTD finalizing the

deployment strategy and schedules based on real world performance. This phase will close with the buses entering revenue service.

#### **Phase 5** (12 months)

- Deployment Validation

After revenue service of the buses begins, CTE will collect, analyze, and report on Key Performance Indicators (KPIs) as a method of deployment validation to help track and understand the performance of the fuel cell electric buses for a period of 12 months. These metrics will allow GCTD and FTA to fully understand operational metrics to determine if the projected benefits have been realized from the deployment of the fuel cell electric buses, including impact on emissions, reductions in fuel consumption and cost, reductions in maintenance and costs, and any potential increase in ridership.

CTE will conduct a reporting workshop with GCTD to determine the KPIs they wish to capture and the procedures for collecting data.

#### **Phase 6** (2 months)

- Project Closeout

After the data collection period is over, CTE will issue a final report summarizing project results, findings, and lessons learned. GCTD will close out the project with FTA.

#### **Phase 7** (3 years)

- Project Management, Administration, Reporting and Control

CTE will manage the entire deployment project including deployment planning; bus specification development; fuel station supplier selection; infrastructure planning and procurement support; and final deployment. Project management will include but is not limited to the following activities:

- *Coordinating regular meetings and information sharing between project partners and stakeholders* — CTE will coordinate regular, timely and appropriate meetings with the needed staff. This will include recurring status meetings, as well as focused workshops and other events. Meeting coordination includes detailed agendas, meeting minutes and follow-up. These meetings and communications reduce effort required from agency's staff, increase transparency, and ensure that the agency's



interests and goals are prioritized and fulfilled throughout the project term.

- *Advocating for the transit agency's interests* – CTE will act as an advocate and advisor solely focused on GCTD's interests and concerns. CTE's 25 years of expert experience in electric vehicle technology is crucial when considering the unique requirements of fuel cell electric bus system planning, design, and construction. CTE's unbiased experience and broad network of industry contacts results in rapid and impartial guidance, helping transit agencies select the technology that will best suit their needs and avoid pitfalls of electric bus implementation without being beholden to the bus manufacturer. CTE has proven experience in ensuring transparency on the capabilities, operation, and maintenance of fuel cell electric buses, and ensuring that the final buses meet all specifications and service requirements.
- *Technical Advisory*– CTE provides technical advisory services throughout the project to ensure that agency staff understand the differences in technology and the best practices for deploying and operating ZEBs. CTE will advise GCTD on ZEB technology best practices, key deployment strategies; ZEB supplier terms and conditions; fueling strategy, oversight of bus manufacturing and design; construction and installation of charging stations; and ZEB training, operations, and maintenance.
- *Tracking project tasks, risks, budget and timeline* — CTE will develop and maintain the project schedule, and ensure that all milestones and deliverables are completed effectively and on time. CTE will also rigorously track and drive the resolution of project risks and action items to ensure project success. The Risk and Action Item Mitigation Plan (detailed below) ensures timely resolution of critical path tasks and active mitigation of project risks.

CTE's quote is as follows:

Task	Description	Total
1	Project Planning	\$34,000
2	Bus Procurement & Build	\$32,000
3	Infrastructure Procurement, Design & Build	\$135,000
4	Bus & Infrastructure Deployment	\$35,000
5	Deployment Validation & KPI	\$95,000


6	Project Closeout	\$11,000
7	Project Management, Administration, Reporting & Control	\$222,000
<b>TOTAL</b>		<b>\$564,000</b>

Staff conducted a price analysis on CTE's proposal. Staff contacted Sunline Transit and Golden Empire Transit since both of these transit agencies have recently completed or in the process of completing a hydrogen fuel station project. Staff compared proposed prices with those of the other two (2) transits and although all three (3) of the projects vary in size and cost, the overall elements of the projects are very similar, and CTE's proposed costs are in line with those generally charged in this type of work, therefore, CTE's proposal is considered to be fair and reasonable based on a comparison with other Government entities for a similar service.

A responsibility determination was conducted on CTE. Staff confirmed that CTE was not listed in the System for Award Management (SAM). CTE's previous and ongoing clients were contracted by staff and provided no negative comments. As a result, CTE was determined to be a responsive, responsible firm capable of meeting GCTD's requirements.

### III. RECOMMENDED ACTION

**It is recommended the Board of Directors authorize the General Manager to execute an agreement with Center for Transportation and The Environment, Inc (CTE) for the Hydrogen Fuel Station Project, with in the amount of \$564,000.**

  
General Manager's Concurrence



**DATE** February 1, 2023 **Item #12**

**TO** GCTD Board of Directors

**FROM** Marlena Kohler, Purchasing Manager *MLK*

**SUBJECT** **Consider Approval of Contract Award to Transportation Management & Design, Inc for Short Range Transit Plan Consulting Services**

---

**I. EXECUTIVE SUMMARY**

A competitive bid process for Short Range Transit Plan (SRTP) consulting services began with the issuance of Request for Proposal (RFP) 22-06 on July 22, 2022. The purpose of this RFP was to identify and select a qualified firm to develop a Short-Range Transit Plan for GCTD.

The RFP was publicized on our website and on the Public Purchase website. Three (3) proposals were received. All proposals were considered responsive. An evaluation team independently evaluated, interviewed and scored each proposal. At the conclusion of the evaluation process, Transportation Management & Design (TM&D) received the highest score overall.

**It is recommended that the Board of Directors authorize the General Manager to execute an agreement for Short Range Transit Plan Consulting Services to Transportation Management & Design, Inc. (TM&D) in the amount of \$219,760.**

**II. BACKGROUND INFORMATION**

GCTD last completed a Short Range Transit Plan (SRTP) in 2015, with a five year horizon. In line with the goals of GCTD' COVID-19 Recovery Plan, and Ridership Restoration efforts, staff recommend that GCTD develop an updated short-range plan designed to provide staff a comprehensive view of the fixed-route service and provide recommendations for service improvements over the next five and ten years. The analysis will also lay groundwork for an improved route connecting the cities of Oxnard and Ventura. The plan is to accomplish the following:

- Review the current service performance of GCTD's fixed-route operations and provide recommendations to enhance operating effectiveness and efficiency. This analysis will identify the means to increase ridership, service revenue, and overall reliability.
- Assess service expansion opportunities and/or restructure of existing bus service in order to optimize economic growth, while improving the integration with other services

**GOLD COAST TRANSIT DISTRICT**

such as GCTD's GONow Microtransit service, VCTC Intercity Regional Bus Service, and regional train services.

- Assess the feasibility, capital and operational needs for implementing an improved new route connecting the core areas in the GCTD service area. This new route would become a focal point for future investments and should support transit-oriented development in the region.
- Conduct market research that will identify perceived strengths and weaknesses of transit services provided, and serve as a foundation for developing programs to improve service quality.

A competitive bid process for SRTP Consulting Services began with the issuance of Request for Proposal (RFP) 22-06 on July 22, 2022.

The RFP was publicized on our website and on the Public Purchase website. Over one hundred (100) firms accessed our RFP. Three (3) proposals were received. All proposals were considered responsive.

The RFP required each firm to submit general background, firm experience and technical understanding, information of the project team to be assigned to GCTD, and references. This information would be used to evaluate each proposal against the evaluation criteria stated in the RFP.

An evaluation committee consisting of Cynthia Duque, Director of Planning and Marketing, Austin Novstrup, Planning Manager and Martin Rodriguez, Transit Planner was formed to independently review and score all three (3) proposals. As a result of the evaluations, two (2) of the firms were determined to be within the competitive range, Stantec and TM&D.

The committee then conducted interviews with the two (2) firms within the competitive range. Separately, each committee member rated each firm. At the conclusion of the interviews, TM&D received the highest overall score.

Staff then requested a Best and Final from TM&D. TM&D responded with a revised cost of \$219,760, a savings of 2.5% or \$5687 from their initial proposed costs.

A price analysis was then conducted on TM&D's proposed cost using the cost submitted by all three (3) firms. The proposed costs are summarized as follows:

Nelson Nygaard		Stantec		TM&D	
Hours	Labor	Hours	Labor	Labor	Hours
1362	\$249,998	1491	\$238,438.50	1400	\$219,760

As a result of this comparison, TM&D's proposed costs are considered fair and reasonable based on adequate competition. A responsibility determination was conducted on TM&D. Staff confirmed that TM&D was not listed in the System for Award Management (SAM). The previous and ongoing clients were contracted by staff and provided no negative comments. As a result, TD&M was determined to be a responsive, responsible firm capable of meeting GCTD's requirements.

To fund this initiative, GCTD will utilize a combination of recently Awarded Ridership Restoration Planning Grant of \$150,000 Awarded to GCTD last year by the FTA as well as Federal Planning Assistance Grant to cover the balance.

### **III. RECOMMENDED ACTION**

**It is recommended the Board of Directors authorize the General Manager to execute an agreement with Transportation Management & Design Inc. for Short Range Transit Plan Consulting Services in the amount of \$219,760.**

A handwritten signature in black ink, appearing to read "Vanessa Rauschenberg", is written over a horizontal line.

General Manager's Concurrence



Item #13

**DATE** February 1, 2023

**TO** GCTD Board of Directors

**FROM** Austin Novstrup, Planning Manager  
Margaret Schoep, Paratransit & Special Projects Manager

**SUBJECT** Fixed-Route & Flexible Services Quarterly Update – 2<sup>nd</sup> Quarter FY 2022-23

## I. EXECUTIVE SUMMARY

This quarterly report covers the 2<sup>nd</sup> Quarter (October 1 through December 31) of Fiscal Year 2022-23. This report includes a summary of performance and operating statistics for both fixed-route and GO ACCESS flexible services.

## II. BACKGROUND

The table below shows that ridership for the 2<sup>nd</sup> quarter of FY 2022-23, has increased 34% over the 2<sup>nd</sup> quarter of last year. This ridership increase is larger than expected and is largely a result of the success of the Youth Ride Free Program. Other contributing factors to ridership growth are sustained high gas prices and the more limited impacts of COVID-19 on our community during this period. Continued ridership growth is anticipated, however, the rate of growth will likely slow as the Youth Ride Free Program matures.

### 2<sup>nd</sup> Quarter FY 22-23 Systemwide Ridership & Performance

	2 <sup>nd</sup> Qtr FY 2022-23	2 <sup>nd</sup> Qtr FY 2021-22	Difference	% Change
<b>Fixed-Route Ridership</b>				
Total System Boardings	728,051	542,783	185,268	34%
Average Daily Passengers Weekdays	9,283	6,622	2,661	40%
Average Daily Passengers Saturdays	5,392	4,695	698	15%
Average Daily Passengers Sundays	5,266	4,507	759	17%
Wheelchair Boardings	7,472	5,831	1,641	28%
Bicycle Boardings	20,024	14,781	5,243	36%
<b>Performance Measures</b>				
Passengers Per Revenue Hour	16	11	4.35	39%
Fare Revenue Per Service Hour	\$11.70	\$9.21	\$2.48	27%
Total Fare Revenue	\$545,333	\$443,903	\$101,429	23%
On-Time Performance	86.0%	84.0%	Goal > 90%	
% Systemwide Boarding as Free Transfers	15.4%	20.9%	Goal < 20%	

**GOLD COAST TRANSIT DISTRICT**

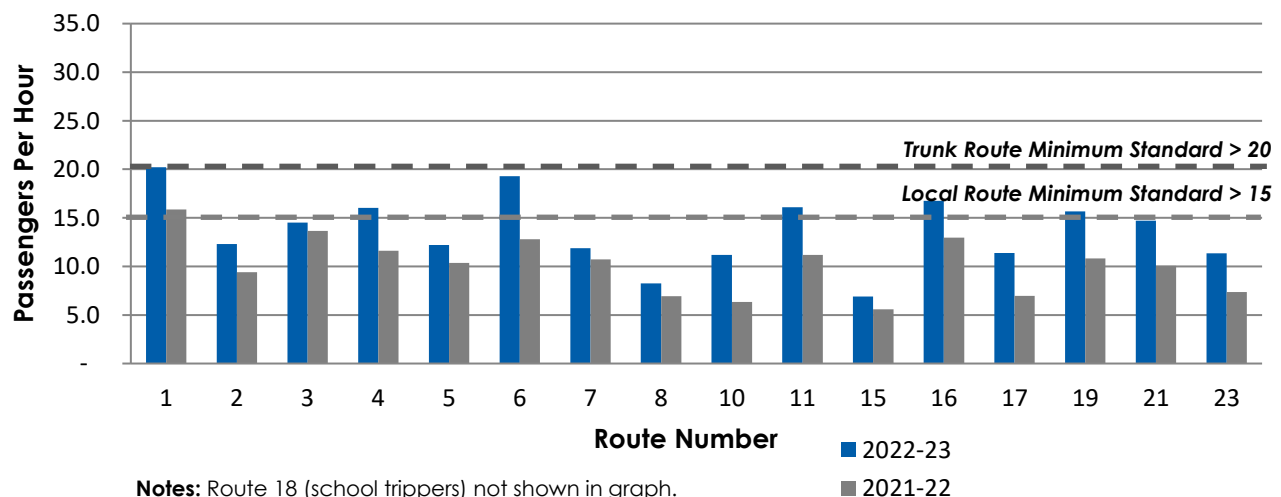
CITY OF OJAI | CITY OF OXNARD | CITY OF PORT HUENEME | CITY OF VENTURA | COUNTY OF VENTURA  
1901 AUTO CENTER DRIVE, OXNARD, CA 93036-7966 | P 805.483.3959 | F 805.487.0925 | GCTD.ORG

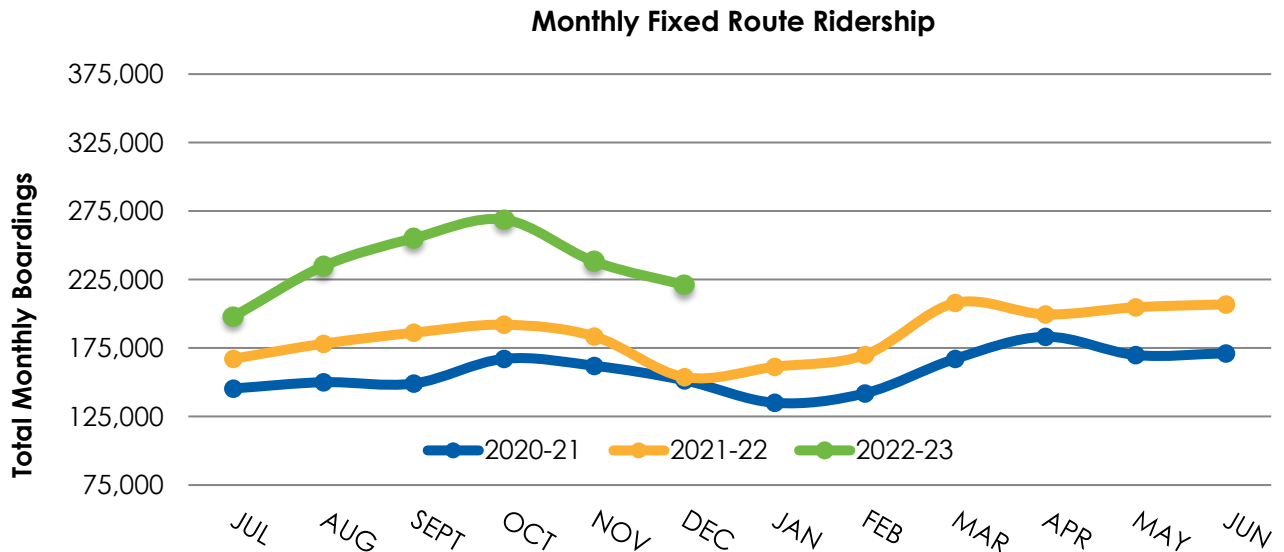
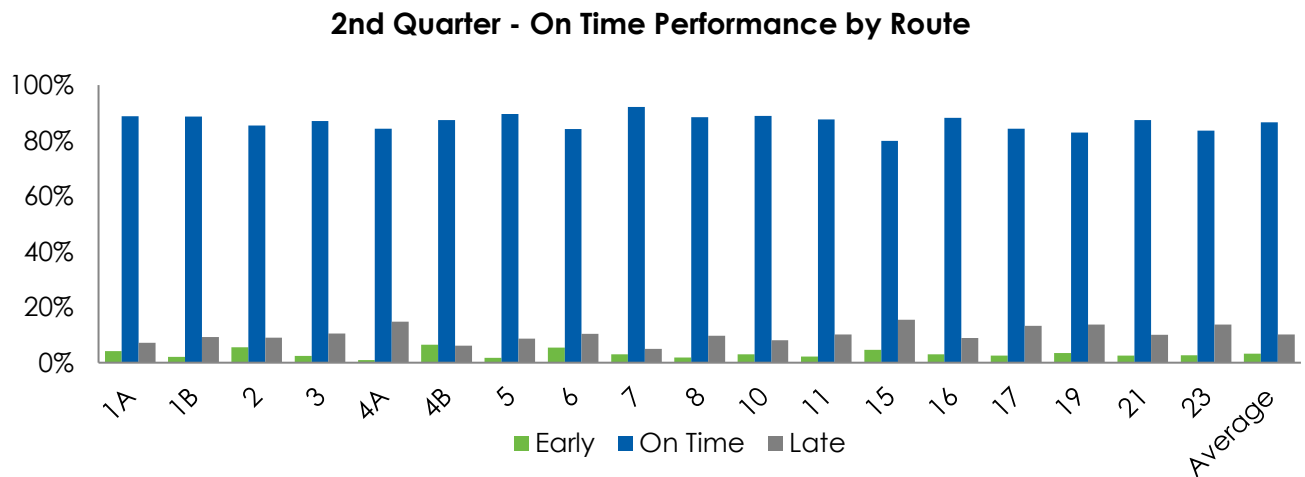
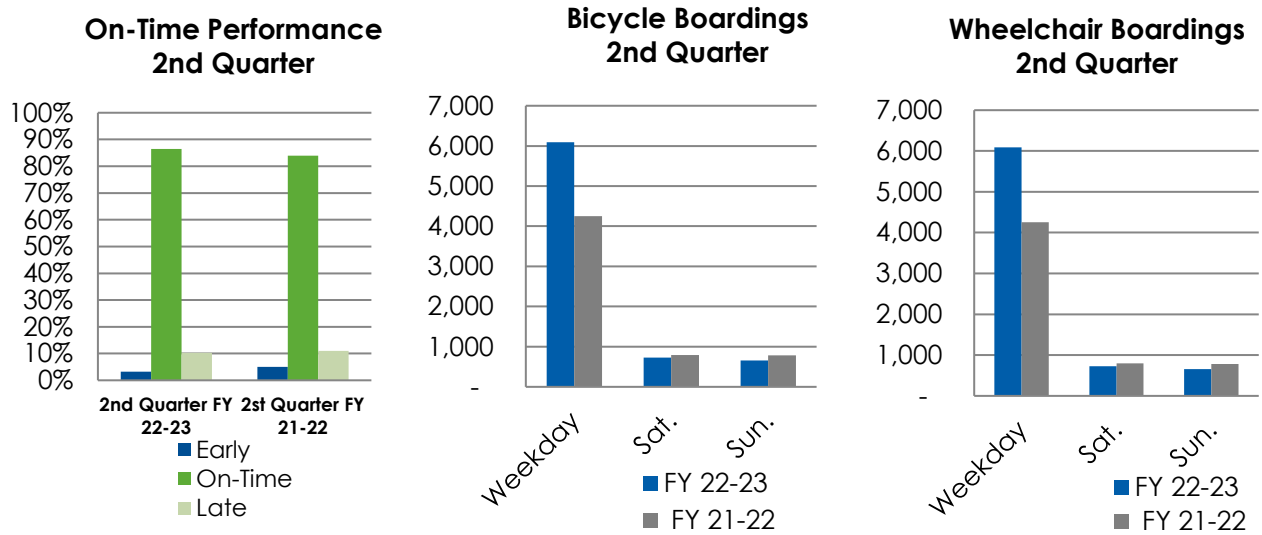
### 2<sup>nd</sup> Quarter FY 22-23 Ridership by Route

Route	Route Name	2 <sup>nd</sup> Quarter FY 2022-23 Unlinked Passengers	2 <sup>nd</sup> Quarter FY 2021-22 Unlinked Passengers	Change	% Change
1	Port Hueneme - Oxnard Transit Center	106,564	83,731	22,833	27%
2	Colonia - Downtown Oxnard	14,121	11,161	2,960	27%
3	J St - Centerpoint Mall - Lemonwood	26,598	22,292	4,306	19%
4	North Oxnard - Ventura Rd - St. John's	65,377	47,363	18,014	38%
5	Hemlock - Seabridge - Wooley	14,688	12,490	2,197	18%
6	Oxnard - Ventura - Main St	180,963	141,762	39,201	28%
7	Oxnard College - Centerpoint Mall	13,451	12,148	1,304	11%
8	OTC- Oxnard College - Centerpoint Mall	16,204	13,493	2,711	20%
10	Pacific View Mall - Telegraph -Saticoy	18,964	10,736	8,228	77%
11	Pacific View Mall - Telephone - Wells	50,051	34,963	15,088	43%
15	Esplanade - El Rio - St. John's	11,808	9,546	2,262	24%
16	Downtown Ojai - Pacific View Mall	57,407	44,438	12,969	29%
17	Esplanade - Oxnard College	29,436	18,098	11,338	63%
18	High School Trippers	15,516	7,843	7,673	98%
19	OTC- 5th St - Airport - Gonzales Rd	13,941	9,800	4,141	42%
21	Port Hueneme - Ventura - Victoria Ave	60,928	41,957	18,971	45%
23*	Oxnard College - NBVC - Esplanade	32,037	20,963	11,074	53%
	<b>TOTAL GCTD SYSTEM</b>	<b>728,051</b>	<b>542,783</b>	<b>185,268</b>	<b>34%</b>

\*Route 23 is a new service implemented on July 26, 2020.

### 2<sup>nd</sup> Quarter FY 22-23 Passengers Per Revenue Hour (All Periods)



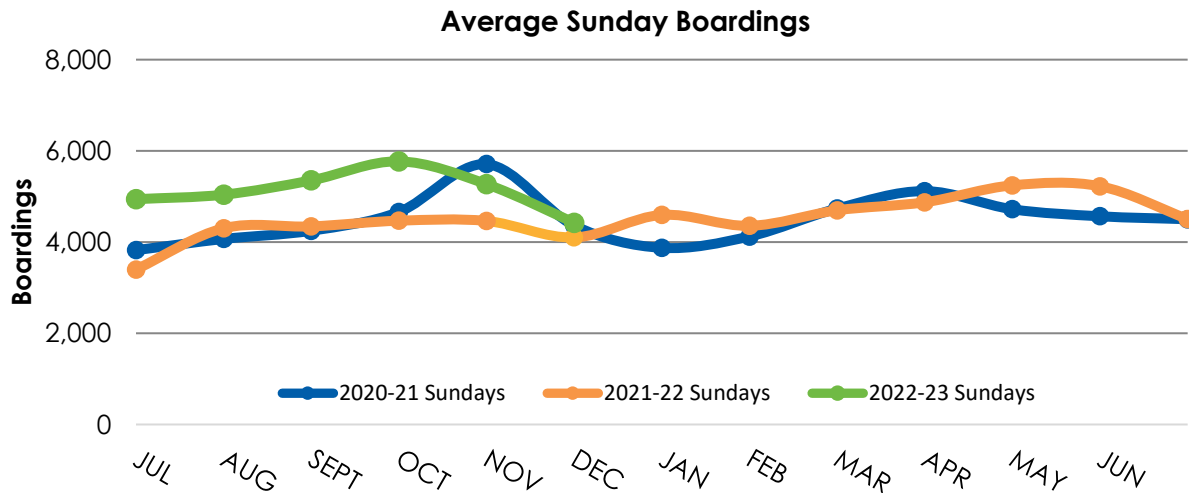
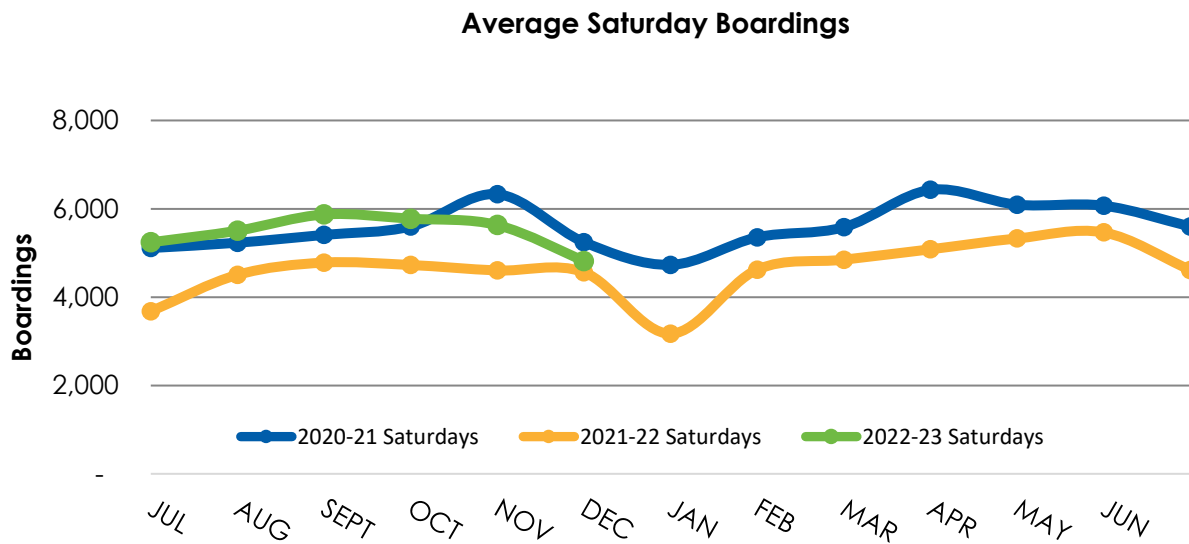
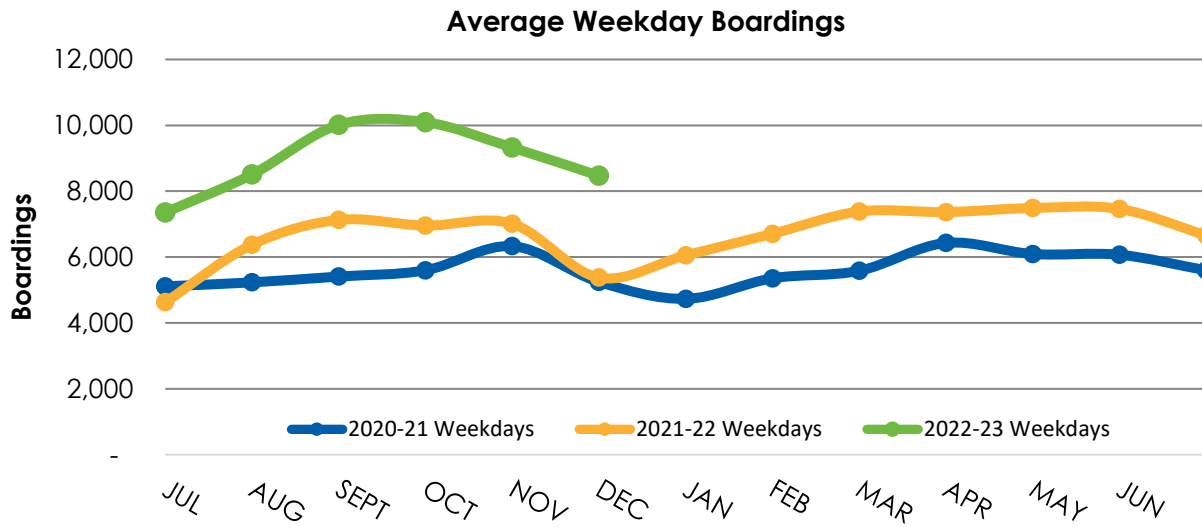




February 1, 2023

Fixed-Route & GO ACCESS Flexible Services Quarterly Update – 2<sup>nd</sup> Quarter FY 2022-23

Page 4 of 8



**2<sup>nd</sup> Quarter**  
**Complaints & Commendations by Type**

<i>Type</i>	<i>Issue</i>	<i>FY22-23 2<sup>nd</sup> Quarter</i>	<i>FY21-22 2<sup>nd</sup> Quarter</i>	<i>FY22-23 YTD</i>
Scheduling	On-Time Performance	0	8	2
Operations	Operator Conduct	11	34	31
	Driving Complaints	5	14	11
	Passed by	10	8	20
	Commendations	1	5	6
	Bus Stop Issues	3	1	5
Other	Other*	5	10	10
Totals		<b>35</b>	<b>80</b>	<b>85</b>

\*Fare disputes, disturbances, the bus did not show, route protests, or system issues

### III. FIXED-ROUTE SERVICE SUMMARY

Overall, fixed route ridership was 728,051 – about +34% compared to the 2<sup>nd</sup> quarter last year – but still about 155,000 boardings (21%) lower than before the pandemic started. Ridership remains lower than historical averages. Staff is excited about the significant growth of transit ridership observed this quarter and optimistic about continued ridership growth in the coming months and years. Planning staff will continue to focus on the tactics and strategies that increase ridership and are within the agency's control, such as improving bus stops and route schedules, increasing service frequency, and decreasing travel time where possible.

In the second quarter, Planning staff prepared the January 2023 service change to implement schedule adjustments to maintain and improve on-time performance in response to growing ridership and changes in traffic patterns. The service change also included additional booster service to reduce overcrowding related to school dismissal during peak service. Additionally, Staff continued their participation in regional and local planning studies like SCAG's Dedicated Regional Transit Lanes Study and the City of Oxnard's Sustainable Transportation Plan. Staff also partnered with the non-profit community group Nyeland Promise to complete an application for the Clean Mobility Options Voucher Pilot Program to evaluate transportation alternatives in the Nyeland Acres Community.

Looking forward to the third quarter, Planning staff is preparing to kick off the development of GCTD's Short Range Transit Plan - a five-year plan to improve service quality, frequency, and effectiveness. Staff's goal is to use this plan as a roadmap for improvements in the next five years as we emerge from the COVID-19 pandemic. The plan will recommend strategies to increase ridership by improving the transit system in ways that make it faster, more convenient, and attractive.

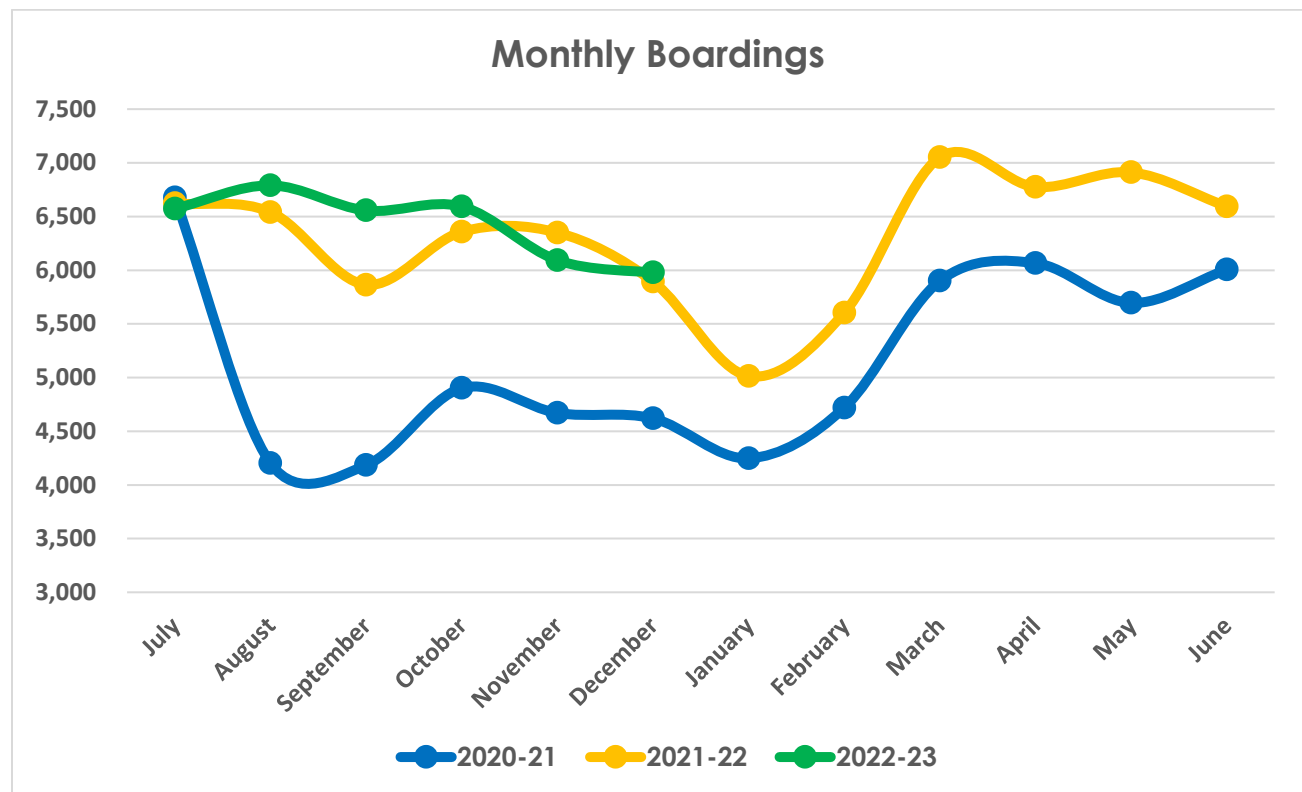
#### IV. GO ACCESS FLEXIBLE SERVICES OPERATIONS

GO ACCESS's flexible services include the federally mandated ADA paratransit service to complement Gold Coast Transit District's fixed route services. In addition, the flexible services provide service to seniors, 65 years of age and older, congregate transportation to Senior Nutrition meal sites, Health Zones, and other transportation options to assist with mobility in the community. The program helps passengers preserve their independence through this advance-reservation demand response transportation essential to protecting their quality of life. These efforts are intended to improve the overall customer experience by presenting GCTD's transportation network as an integrated system that helps our customers connect with people, places, and opportunities.

#### V. FLEXIBLE SERVICES DATA

##### 2nd Quarter FY 2022-23 GO ACCESS Ridership & Performance

<b>Flexible Services Ridership</b>	<b>2nd Qtr FY 2022-23</b>	<b>2nd Qtr FY 2021-22</b>	<b>Difference</b>	<b>% Change</b>
ACCESS Senior/Disabled Transportation	15,935	17,150	-1,215	-7%
Late Night Safe Rides General Public Service	2,742	1,468	1,274	87%
Total System Boardings	18,677	18,618	59	.003%
Average Daily Passengers Weekdays	240	243	-3	-0.1%
Average Daily Passengers Saturdays	137	119	18	15%
Average Daily Passengers Sundays	115	106	9	.08%
<b>Performance Measures</b>	<b>2nd Qtr FY 2022-23</b>	<b>2nd Qtr FY 2021-22</b>	<b>Difference</b>	<b>% Change</b>
Passengers Per Revenue Hour	2.09	2.23	-0.14	-6%
On-Time Performance (Arrive within the window)	86%	82%	4	4%
Early (Before the start of the pick-up window)	4%	4%	0	0%
Late (After the end of the pick-up window)	11%	14%	-3	-11%

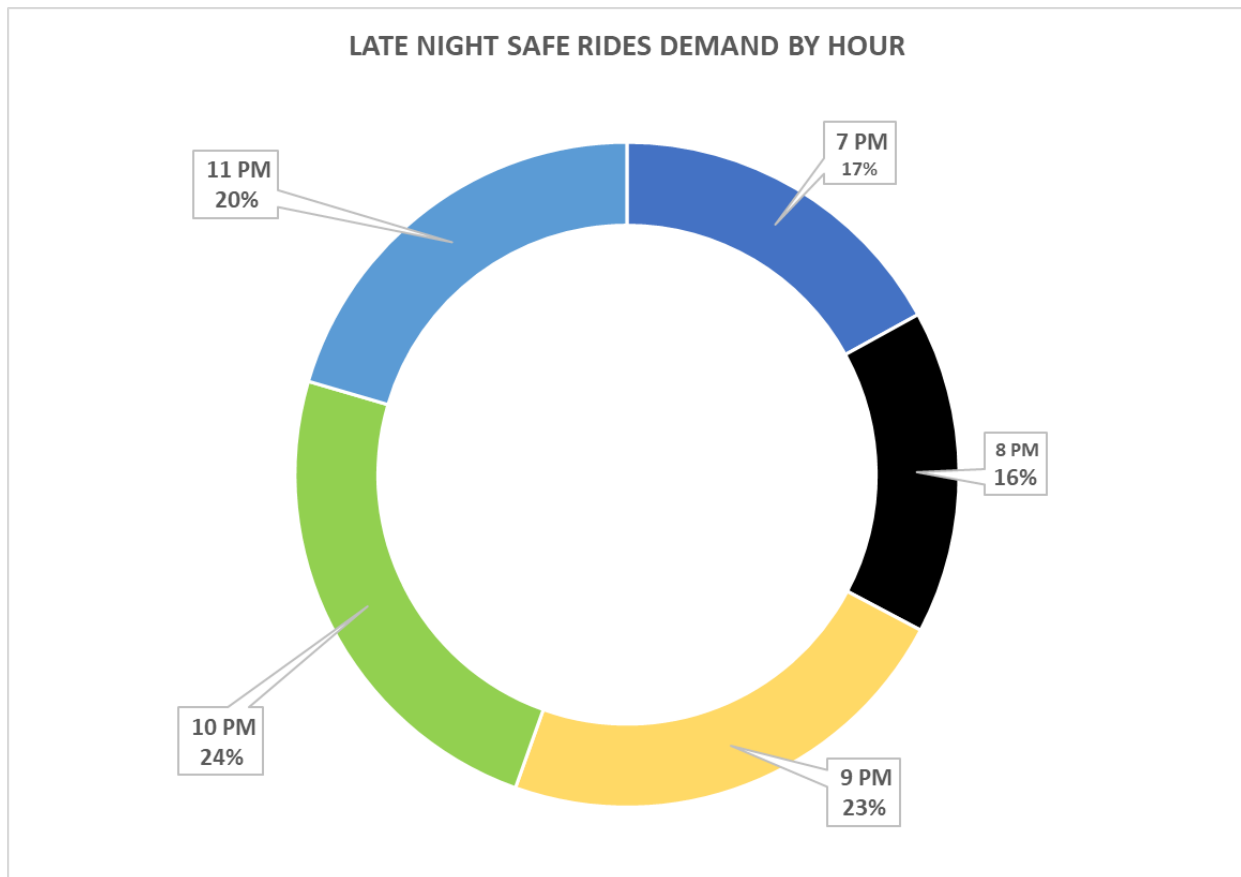


### 2<sup>nd</sup> Quarter - Feedback

Type	Issue	2 <sup>nd</sup> Quarter Comments	2 <sup>nd</sup> Quarter Verified Comments	YTD 2022-23 Verified Comments
Scheduling	Travel Time	0	0	0
	Schedules	3	2	2
Operations	Driver	0	0	2
	Dispatch	0	0	1
Other	Reservations	3	3	3
	Policies	2	0	0
	Commendations	0	N/A	N/A
<b>Totals</b>		<b>8</b>	<b>5</b>	<b>8</b>

## VI. GO ACCESS - HIGHLIGHTS

GO ACCESS boardings were stable during the second quarter of FY2023. Trips on the demonstration Late Night Safe Rides (LNSR) service accounted for approximately 15% of the total volume. Demand for LNSR service appears to be spread throughout the service area with no consistent daily travel patterns developing that could be translated into fixed-route service. Demand for service was strongest during the hours of 9-11 PM.



On-Time Performance improved over the prior year, although targets were not met during the second quarter of FY2023. COVID exposures/infections and recruiting challenges impacted service delivery. Critical transportation to treatment including dialysis was maintained and the majority of late trips were provided within ten minutes of the original windows negotiated with customers at the time of reservation.

## **VII. RECOMMENDATION**

This report is for information only. The GCTD Technical Advisory Committee (TAC) reviewed and accepted this information at its January 18, 2023, meeting.

**IT IS RECOMMENDED that the GCTD Board of Directors receive and file this report.**

General Manager's Concurrence

*Attachment 1: 2<sup>nd</sup> Quarter FY 2022-23 Fixed-Route Service Evaluation*

## 2nd Quarter FY 22-23: Service Evaluation Report

### RIDERSHIP MEASURE: Passengers Per Revenue Hour

Route #	Route Name	Service Type	Justification	Total Revenue Hours	Total Passengers	Passengers per Revenue Hour	Quartile
1	Port Hueneme - OTC	Trunk		5,277	106,564	20.2	1
6	Oxnard - Ventura/Main St.	Trunk		9,384	180,963	19.3	1
16	Ojai	Trunk		3,429	57,407	16.7	1
11	Telephone Road - Saticoy	Trunk		3,111	50,051	16.1	1
4	North Oxnard	Local		4,077	65,377	16.0	2
19	Gonzales - OTC - Fifth	Local		891	13,941	15.7	2
21	Port Hueneme - Ventura - Victoria Ave	Trunk		4,138	60,928	14.7	2
3	Southside	Local		1,835	26,598	14.5	2
2	Colonia	Local		1,149	14,121	12.3	3
5	Parkwest	Local		1,205	14,688	12.2	3
7	South Oxnard	Local		1,133	13,451	11.9	3
17	Esplanade - Oxnard College	Trunk		2,588	29,436	11.4	3
23	Oxnard College - Naval Base - Esplanade	Trunk		2,823	32,037	11.3	4
10	Telegraph Road - Saticoy	Trunk		1,697	18,964	11.2	4
8	Oxnard College	Local		1,967	16,204	8.2	4
15	El Rio - Northeast	Local		1,710	11,808	6.9	4

\*Route 23 is a CMAQ funded demonstration route that started in July 2020.

#### Excluded Routes

18	High School Trippers	Reason Excluded: booster service
----	----------------------	-------------------------------------

#### Systemwide Performance Target

		Passengers per Revenue Hour Target
Trunk	Routes that link 2 or more major or regional commercial and employment centers and travel on arterial roads or highways.	20
Local	Routes that connect residential areas to major commercial and employment centers and travel on both arterial and residential streets.	15

### ECONOMIC MEASURE: Subsidy Per Passenger

Route #	Total Passengers	Total Revenue Hours	Service Type	Systemwide Operating Cost Per Hour	Total Cost	Cost Per Passenger	Average Fare Per Passenger	Subsidy Per Passenger	Route Ranking	Quartile
1	106,564	5,277	Trunk	\$ 100.67	\$ 531,195	\$ 4.98	\$0.71	\$ 4.27	1	1
6	180,963	9,384	Local	\$ 100.67	\$ 944,714	\$ 5.22	\$0.76	\$ 4.46	2	1
16	57,407	3,429	Trunk	\$ 101.67	\$ 348,667	\$ 6.07	\$0.87	\$ 5.20	3	1
4	65,377	4,077	Trunk	\$ 100.67	\$ 410,435	\$ 6.28	\$0.71	\$ 5.57	4	1
11	50,051	3,111	Trunk	\$ 100.67	\$ 313,194	\$ 6.26	\$0.68	\$ 5.58	5	2
19	13,941	891	Local	\$ 100.67	\$ 89,663	\$ 6.43	\$0.75	\$ 5.68	6	2
21	60,928	4,138	Trunk	\$ 100.67	\$ 416,593	\$ 6.84	\$0.77	\$ 6.07	7	2
3	26,598	1,835	Local	\$ 100.67	\$ 184,679	\$ 6.94	\$0.70	\$ 6.24	8	2
2	14,121	1,149	Local	\$ 100.67	\$ 115,670	\$ 8.19	\$0.66	\$ 7.53	9	3
5	14,688	1,205	Trunk	\$ 100.67	\$ 121,257	\$ 8.26	\$0.72	\$ 7.54	10	3
7	13,451	1,133	Trunk	\$ 100.67	\$ 114,009	\$ 8.48	\$0.72	\$ 7.75	11	3
17	29,436	2,588	Local	\$ 100.67	\$ 260,497	\$ 8.85	\$0.80	\$ 8.05	12	3
23	32,037	2,823	Local	\$ 100.67	\$ 284,235	\$ 8.87	\$0.80	\$ 8.08	13	4
10	18,964	1,697	Local	\$ 100.67	\$ 170,787	\$ 9.01	\$0.75	\$ 8.25	14	4
8	16,204	1,967	Trunk	\$ 100.67	\$ 197,968	\$ 12.22	\$0.78	\$ 11.44	15	4
15	11,808	1,710	Trunk	\$ 100.67	\$ 172,146	\$ 14.58	\$0.74	\$ 13.84	16	4

\*Route 23 is a CMAQ funded demonstration route that started in July 2020.

#### Excluded Routes

18	3,741	41	Tripper	\$ 100.67	\$ 4,127	\$ 1.10	\$ 0.74	\$ 0.36	Reason Excluded: booster service
----	-------	----	---------	-----------	----------	---------	---------	---------	-------------------------------------



Item #14

**DATE** February 1, 2023  
**TO** GCTD Board of Directors  
**FROM** James Beck, Director Operations and Maintenance  
**SUBJECT** GCTD Operations and Maintenance Report

---

### **SUMMARY**

This report provides an update on GCTD's Operations and Maintenance Departments.

This report will be given monthly and will include Key Performance Indicators (KPI's), staffing updates, updates on GCTD projects and current events.

### **RECOMMENDATION**

It is recommended that the Board of Directors receive and file this presentation and provide any feedback to staff on the material presented.

General Manager's Concurrence

Vanessa Rauschenberger

### **GOLD COAST TRANSIT DISTRICT**

CITY OF OJAI | CITY OF OXNARD | CITY OF PORT HUENEME | CITY OF VENTURA | COUNTY OF VENTURA  
1901 AUTO CENTER DRIVE, OXNARD, CA 93036-7966 | P 805.483.3959 | F 805.487.0925 | GCTD.ORG



Item #15

**DATE** February 1, 2023  
**TO** GCTD Board of Directors  
**FROM** Vanessa Rauschenberger, General Manager  
**SUBJECT** Discuss Future Agenda Items

---

### **SUMMARY**

It is recommended that the Board of Directors provide input to staff on future agenda items that they would like staff to review and/or report on in a future meeting.

### **FUTURE AGENDA ITEMS**

Below are some of the future agenda items planned. To help staff prioritize timing of reports, staff seeks input on these items or other items that the Board is interested in discussing.

#### **Future Potential Agenda Items**

- Legislative Updates
- Review of Bylaws, Goals & Objectives & Strategic Plan
- Budget for FY 2023-2024
- Discuss VCTC Transit Integration and Efficiency Study (TIES)
- Redevelopment of 301 Property
- *Other Items?*

#### **Future Routine Items**

- Monthly Financial Statements & Procurement Reports
- Monthly Operations & Maintenance Update
- Quarterly Fixed-Route & Paratransit Performance Reports
- Bi-Annual Service Plan & Outreach Updates
- Quarterly Human Resources & Staffing Updates

### **CONCLUSION**

It is recommended that the Board of Directors provide input to staff on future agenda items that they would like staff to review and/or report on in a future meeting.

#### **GOLD COAST TRANSIT DISTRICT**