

OPERATIONS & MAINTENANCE REPORT

PRESENTATION TO GCTD BOARD OF DIRECTORS

July 6, 2022



Operations June 2022

Key Performance Indicators (KPI's)

Missed service: 305 miles
Boardings: 205,256
Revenue Miles: 156,886

On Time Performance: **86.4%**  **90%** goal

Missed Service: **0.001%**  **Less than 1% goal**

Preventable Accidents: **1**  **1 per 100,000 miles goal**

Customer Contacts: **5**  **Goal is 1 contact per 10,000 boarding's**

Maintenance Key Performance Indicators (KPI's)



May 2022 K.P.I.'s

TOTAL REVENUE MILES	156,886
TOTAL ROADCALLS	20
MAJOR ROADCALLS TOTAL	10
OTHER ROADCALLS TOTAL	10
MECHANIC DISPATCHED ROADCALLS	9
TOTAL BUS TRADES	33
SERVICE INTERRUPTIONS	13
BUSES TOWED	0

MILES BETWEEN MAJOR ROADCALLS	15,689
MILES BETWEEN OTHER ROADCALLS	15,689
MBRC	7,844

7,500 Miles Goal




MBRC = Miles Between Road-calls

Customer Service Interruptions	13
Miles Between Customer Service Interrupt	12068

Customer Service Interruptions are delays to GCTD customers of 5 minutes or more

10,000 Miles Goal



Maintenance June 2022 Monthly Preventive Maintenance (PM)



Bus #	Last Miles	Current Miles	Difference	PM Miles	On Time	Date Completed
3502	15507	20235	4728	-272	YES	6/15/2022
3503	373881	378681	4800	-200	YES	6/16/2022
3504	243851	248669	4818	-182	YES	6/24/2022
3507	274286	277695	3409	-1591	YES	6/24/2022
3509	245513	250240	4727	-273	YES	6/18/2022
3510	261466	265865	4399	-601	YES	6/3/2022
3512	258583	263090	4507	-493	YES	6/2/2022
3514	66941	71696	4755	-245	YES	6/3/2022
3515	148994	153839	4845	-155	YES	6/20/2022
3516	62337	67324	4987	-13	YES	6/21/2022
4025	98845	103320	4475	-525	YES	6/28/2022
4027	91977	96954	4977	-23	YES	6/14/2022
4029	64167	68851	4684	-316	YES	6/6/2022
4030	70283	75015	4732	-268	YES	6/8/2022
4032	49495	3189	4708	-292	YES	6/19/2022
4033	205362	210096	4734	-266	YES	6/15/2022
4034	79749	84507	4758	-242	YES	6/3/2022
4040	78325	83300	4975	-25	YES	6/13/2022
4042	15830	20670	4840	-160	YES	6/10/2022
4044	264342	269210	4868	-132	YES	6/11/2022
4046	42132	46876	4744	-256	YES	6/17/2022
4048	91859	96633	4774	-226	YES	6/7/2022
4049	40417	45243	4826	-174	YES	6/20/2022
4050	171057	175857	4800	-200	YES	6/24/2022
4051	152998	157878	4880	-120	YES	6/14/2022
4052	40930	45696	4766	-234	YES	6/3/2022
4053	87956	92501	4545	-455	YES	6/28/2022
4055	60064	64993	4929	-71	YES	6/23/2022
4056	141514	146269	4755	-245	YES	6/1/2022
4057	225757	227785	2028	-2972	YES	6/8/2022
4060	100131	104800	4669	-331	YES	6/30/2022
4061	103177	108127	4950	-50	YES	6/21/2022
4062	28076	33092	5016	16	NO	6/21/2022
4063	30456	35482	5026	26	NO	6/23/2022
4065	39125	43843	4718	-282	YES	6/29/2022

GCTD buses are inspected and serviced per FTA / CHP guidelines. GCTD services all buses every 5,000 miles.

35 Preventive Maintenance Services in June 2022

2 of these were late for GCTD standards


0 of the 35 services were late per the FTA allowance of 10% or 5500 Miles.

These are outstanding statistics from the Maintenance Department at GCTD

301 Property Update



Demolition should be completed in 3 weeks



301 Property Update



301 Property Update





Zero-Emission Roll-Out Plan

Zero-Emission Bus Analysis

Stantec has concluded GCTD's facility analysis and is completing the vehicle acquisition portion of the study.




Did you know?

Starting in 2029, all new public transit buses bought in California must be zero-emission.

Stantec will be presenting a report to the GCTD Board of Directors in October 2022. The Zero-Emission Roll-Out Plan Project is currently 75% complete with GCTD's portion of the plan.

Ojai conducted initial meeting with SCE to evaluate energy needs.

New Gillig Buses





Ventura County Clean Air Summit



Brought to you by **Gold Coast Transit District**

Commitment from:

- C.A.R.B.
- V.C.A.P.C.D.
- V.C.T.C.
- US Hydrogen Alliance
- Gillig
- Proterra
- New Flyer
- BYD
- Nissan

Ventura County Clean Air Summit



QUESTIONS?