



**AGENDA**  
**REGULAR BOARD OF DIRECTORS MEETING**  
**WEDNESDAY, JANUARY 5, 2022 – 10:00 A.M.**  
GCTD ADMINISTRATIVE FACILITY  
1901 AUTO CENTER DRIVE  
OXNARD, CA 93036-7966  
[www.GoldCoastTransit.org](http://www.GoldCoastTransit.org)

**The meeting will be via ZOOM Webinar**  
<https://us02web.zoom.us/j/87085222407>

DUE TO THE STATE AND LOCAL STATE OF EMERGENCY RESULTING FROM THE THREAT OF NOVEL CORONAVIRUS (COVID-19), GOVERNOR NEWSOM HAS ISSUED EXECUTIVE ORDER N-29-20 IN WHICH SECTION 3 SUPERSEDES PARAGRAPH 11 OF EXECUTIVE ORDER N-25-20 (ISSUED ON MARCH 12, 2020). THIS NEW ORDER ALLOWS THE DISTRICT TO HOLD BOARD MEETINGS VIA TELECONFERENCING AND ALLOWS FOR MEMBERS OF THE PUBLIC TO OBSERVE AND ADDRESS THE MEETING TELEPHONICALLY OR ELECTRONICALLY.

MEMBERS OF THE PUBLIC MAY PARTICIPATE IN THE BOARD MEETING BY EMAILING THEIR PUBLIC COMMENTS TO THE CLERK OF THE BOARD PRIOR TO 9:00 AM ON JANUARY 5, 2022. IN ADDITION, MEMBERS MAY PARTICIPATE IN THE MEETING BY LOGGING INTO ZOOM [HERE](#) ANY MEMBER OF THE PUBLIC REQUESTING ACCOMMODATION TO PARTICIPATE IN THIS MEETING VIA PHONE, MAY CONTACT THE CLERK OF THE BOARD PRIOR TO 9:00 AM ON JANUARY 5, 2022 AT 805-483-3959 X 160 OR [ADELGADO@GCTD.ORG](mailto:ADELGADO@GCTD.ORG).

**CALL TO ORDER**

**ROLL CALL**

Chair – Bryan MacDonald, City of Oxnard  
Vice Chair – Matt LaVere, County of Ventura  
Director – Mike Johnson, City of Ventura  
Director – Richard Rollins, City of Port Hueneme  
Director – Randy Haney, City of Ojai

**CEREMONIAL CALENDAR**

- **Pledge of Allegiance**
- **Employee Recognition**
  - **Louis Annino, Operator/10 years**
  - **Manuel Ayala, Operator/10 years**
  - **James White, Operator/10 years**
  - **Johnny Zaragoza, Operator/Million Mile**
  - **Robert Magana, Transit Supervisor/10years**

**GOLD COAST TRANSIT DISTRICT**

**Gold Coast Transit District**  
Board of Directors Meeting  
January 5, 2022

Page 2 of 3

## **GENERAL PUBLIC COMMENT PERIOD**

At this time, the Gold Coast Transit District Board of Directors will consider public comment for business matters that are not on the agenda. Each speaker is limited to three (3) minutes. The presiding officer shall enforce the time limit. Such matters cannot be discussed by the Board at the time of presentation but may be referred to the general manager/secretary for administrative action or public report at a later meeting or scheduled on a subsequent agenda for consideration. This rule shall not prohibit a member of the Board, at this time, from briefly responding to a public statement, or question or proposed initiative, as provided in Government Code Section 54954.2. Speakers are requested to complete a green speaker form, available from the Clerk of the Board, and file it with the Clerk before speaking.

## **BOARD OF DIRECTORS' REPORTS**

### **GENERAL MANAGER'S REPORT**

**AGENDA REVIEW** - Any changes to the agenda may be made at this time.

## **CONSENT AGENDA**

1. [Consider Approval of Minutes of December 1, 2021, Board of Directors Meeting](#)
2. [Consider Approval of Expenditures for the Months of July to October 2021](#)
3. [Consider Approval of Treasurer's Report for the Months of July to October 2021](#)
4. [Consider Approval of Budget Income Statement for Months Ending July to October 31, 2021](#)
5. [Consider Approval of Financial Statements & Schedule of Money Transfers for the Months of July to October 2021](#)
6. [Report of Contracts Awarded – Marlena Kohler, Purchasing Manager](#)
7. [Consider Reconfirming Resolution 2021-09 Authorizing Virtual Board and Committee Meetings Pursuant to AB 361 - Vanessa Rauschenberger, Acting Assistant General Manager](#)

## **FORMAL ITEMS - PUBLIC COMMENTS ON AGENDA ITEMS**

The GCTD Board of Directors will consider public comment on any item appearing on the agenda at the time that agenda item has been called by the presiding officer and after the staff report has been given. Each speaker is limited to five (5) minutes comment total on all agenda items. Speakers are requested to complete a green speaker form, available from the Clerk of the Board or on the speaker's podium, and file it with the Clerk before speaking.

8. [Consider Approval of a Contract Extension with Steven P. Brown, General Manager for a Period of 3 months to no later than March 30, 2022 or when a New General Manager is employed by the District – Steven C. DeBaun, General Counsel](#)
9. [Consider Approval of the Selection of Respondents Identified by RFQ 21-15 to Proceed with the Request for Proposal for the 301 East 3rd Street Property – Marlena Kohler, Purchasing Manager](#)

**Gold Coast Transit District**  
Board of Directors Meeting  
January 5, 2022

Page 3 of 3

**INFORMATIONAL ITEMS**

10. **Receive and File Six Month Late Night Safe Rides Service Update** – Margaret Schoep, Paratransit & Special Projects Manager & Robert Lucio, Mobility Management Coordinator
11. **Receive Update on Zero Emissions Transition Plan with Presentation on Initial Findings by Stantec** – James Beck, Director of Operations and Maintenance
12. **Future Agenda Items** – Vanessa Rauschenberger, Acting Assistant General Manager

**CLOSED SESSION**

13. CONFERENCE WITH LABOR NEGOTIATORS – Agency designated representatives: General Manager or designee – Employee organization: SEIU

The next regular meeting of the GCTD Board of Directors will be held on **FEBRUARY 2, 2022 at 10:00 A.M. via Zoom Webinar**. Copies of administrative reports relating to the Board agenda are available on-line at [www.GoldCoastTransit.org](http://www.GoldCoastTransit.org) or from the Clerk of the Board, Gold Coast Transit District, 1901 Auto Center Drive, Oxnard, CA, 93036-7966.

IN COMPLIANCE WITH THE AMERICANS WITH DISABILITIES ACT, IF YOU NEED SPECIAL ASSISTANCE TO PARTICIPATE IN THE MEETING, PLEASE CONTACT THE CLERK OF THE BOARD AT (805) 483-3959, Ext. 160, OR E-MAIL [adelgado@gctd.org](mailto:adelgado@gctd.org) OR THROUGH THE CALIFORNIA RELAY SERVICE AT 711. NOTIFICATION 72 HOURS PRIOR TO THE MEETING WILL ENABLE GCTD TO MAKE REASONABLE ACCOMMODATIONS TO ENSURE ACCESSIBILITY TO THE MEETING.



**Item #1**

**MINUTES OF THE REGULAR BOARD OF DIRECTORS MEETING  
WEDNESDAY, DECEMBER 1, 2021 – 10:00 A.M.  
THIS MEETING WAS HELD VIA-ZOOM**

**Call to Order**

Chair Randy Haney called the regular meeting of the Board of Directors of Gold Coast Transit District to order at 10:00 AM at the GCTD Administrative Facility, 1901 Auto Center Drive, Oxnard, California and via Zoom. Due to COVID-19 this meeting was also made Via-Zoom for the public.

**Roll Call Present– via Zoom**

Chair – Randy Haney – City of Ojai – Present in person  
Vice Chair – Bryan MacDonald – City of Oxnard  
Director – Mike Johnson – City of Ventura  
Director – Richard Rollins – City of Port Hueneme  
Director – Matt LaVere – County of Ventura

**Staff Present – via Zoom**

Steven Brown, General Manager  
Haviva Shane, General Counsel  
Vanessa Rauschenberger, Acting Assistant General Manager  
James Beck, Director of Operations & Maintenance  
Margaret Schoep, Paratransit & Special Projects Manager  
Angie Delgado, Clerk of the Board

**Ceremonial Calendar**

The pledge of allegiance was led by Mr. Johnson

**Employee Recognition**

- **Service Award – 30 years** – Rigo Nava
- **1 Million Mile Club** – Hatim Ghazi

Members of the Board congratulated and thanked Mr. Nava on his retirement and years of service.

**General Public Comment**

Lupe Juarez, and Jeremy Adams spoke during the public comment period.

**Board of Directors Reports**

**None**

**GOLD COAST TRANSIT DISTRICT**

### **General Manager Reports**

Mr. Brown provided the Board Members with the updated General Managers report and upcoming announcements, Holiday bus on the road and headed to the Collection for the Stuff the Bus, all day fun event. Mr. Brown encouraged everyone to stop by and donate an unwrapped toy!

### **Consent Agenda**

1. [Consider Approval of Minutes of November 2021 Board of Directors Meeting](#)
2. [Report of Contracts Awarded – Marlena Kohler, Purchasing Manager and DBE Officer](#)
3. [Consider Reconfirming Resolution 2021-09 Authorizing Virtual Board and Committee Meetings Pursuant to AB 361](#)

Director Rollins moved to approve Consent Agenda Items 1 through 3. Vice Chair MacDonald seconded the motion.

**The motion passed unanimously.**

### **FORMAL ITEMS - PUBLIC COMMENTS ON AGENDA ITEMS**

The Gold Coast Transit District Board of Directors will consider public comment on any item appearing on the agenda at the time that agenda item has been called by the presiding officer and after the staff report has been given. Each speaker is limited to three (3) minutes comment total on all agenda items. Members of the public must submit their request by email to the Clerk of the Board prior to 9am on the day of the Board Meeting.

4. [Election of Board Officers for 2022 – Vanessa Rauschenberger, Acting Assistant General Manager](#)

Director Rollins nominated Vice Chair MacDonald to be GCTD's Chair for calendar year 2022, and Vice Chair MacDonald nominated Director LaVere for Vice-Chair. The motion was seconded by Vice Chair MacDonald.

**The motion passed unanimously.**

5. [Consider Approval of Board of Directors Meeting Schedule for Calendar Year 2022 – Vanessa Rauschenberger, Acting Assistant General Manager](#)

Ms. Rauschenberger stated the Board meeting schedule has been amended in the past to accommodate holidays, and special events such as the California League of Cities Annual Meeting, American Public Transportation Association (APTA) Annual Meeting and the California Transit Association (CTA) Annual Meeting.

- League of CA Cities Conference - September 7-9, 2022 in Long Beach - *conflict Sept 7<sup>th</sup>*
- APTA TRANSform Conference - October 9-12, 2022 in Seattle - No conflict
- California Transit Association (CTA) Annual Conference - November 16-18, 2022 - No conflict

January 5 \*  
February 2  
March 2  
April 6

May 4  
June 1  
July 6  
August – Dark

September 7 (or 14)  
October 5  
November 2  
December 7  
January 4, 2023

\*Approved in 2020

## RECOMMENDATION

**It is recommended that the Board of Directors consider, amend if necessary, and approve the proposed monthly Board meeting schedule for calendar year 2022.**

Director Rollins moved to approve Consider Approval of Directors Meeting Schedule for Calendar Year 2022 with September 7 for that month. Director LaVere seconded the motion.

**The motion passed unanimously.**

**6. [Consider Approval of Job Description for Revenue Specialist – Dawn Perkins, Director of Finance](#)**

Ms. Perkins provided Board Members New Position Description for Revenue Specialist. The Revenue Specialist will be responsible for revenue and grant accounting, budgeting, financial and analytical functions in support of financial and administrative operations. The Revenue Specialist will be assigned to coordinate all GCTD cash and fare revenue management activities going forward.

## RECOMMENDATION

**It is recommended that the Board of Directors approve the new position description and salary range for Revenue Specialist.**

Vice Chair MacDonald moved to approve Consider Approval of Job Description for Revenue Specialist. Director Rollins seconded the motion.

**The motion passed unanimously.**

## INFORMATION ITEMS

**7. [Receive Update on 301 East 3rd Street Property – Vanessa Rauschenberger, Acting Assistant General Manager](#)**

The report was filed and received.

**8. [Receive Update and Presentation on Operations and Maintenance Departments – James Beck, Director of Operations and Maintenance](#)**

The report was filed and received.

**9. [Receive Update and Presentation on upcoming January 2022 Service Change – Austin Novstrup, Transit Planner II](#)**

The report was filed and received.

**10. HOLIDAY BUS UNVEILING - Cynthia Duque, Marketing & Communications Manager**

## CLOSED SESSION

**11. CONFERENCE WITH LABOR NEGOTIATORS – Agency designated representatives: General Manager or designee – Employee organization: SEIU**

**12. PUBLIC EMPLOYEE APPOINTMENT**  
**TITLE: GENERAL MANAGER**

There were no announcements from the Closed Session.

There being no further business, Chair Randy Haney adjourned the Board of Directors meeting at 11:07 AM.

Minutes recorded by: Angie Delgado, Clerk of the Board of Directors

---

Steven P. Brown  
Secretary of the Board of Directors

---

Chair Randy Haney  
Board of Directors

Unless otherwise determined by the Board of Directors, the next meeting of the GCTD Board of Directors will be on **January 5, 2022, at 10:00 A.M. Held via-ZOOM**. Copies of administrative reports relating to the Board agenda are available on-line at [www.gctd.org](http://www.gctd.org) or from the Clerk of the Board, Gold Coast Transit District, 1901 Auto Center Drive, Oxnard, CA 93036.



Item #2

**DATE** January 5, 2022  
**TO** GCTD Board of Directors  
**FROM** Dawn Perkins, Director of Finance *slp*  
**SUBJECT** Consider the Approval of Expenditures for the Months of July 2021 and August 2021

---

Attached is a list of expenditures for the months of July 2021 and August 2021 from the various GCTD Accounts.

If any member of the Board wishes to review a particular item, please contact me to have the necessary documentation on hand for the meeting.

**Attachments:**

Accounts Payable Disbursement List – July 2021  
Accounts Payable Disbursement List – August 2021

**GENERAL MANAGER CONCURRENCE**

A handwritten signature in blue ink that reads 'Steven P. Brown'.

Steven P. Brown  
General Manager

**GOLD COAST TRANSIT DISTRICT**

CITY OF OJAI | CITY OF OXNARD | CITY OF PORT HUENEME | CITY OF VENTURA | COUNTY OF VENTURA  
1901 AUTO CENTER DRIVE, OXNARD, CA 93036-7966 | P 805.483.3959 | F 805.487.0925 | GCTD.ORG

# Accounts Payable Disbursement List

Vendor #	Name	Check #	Date	Amount	Voided	Comments
A0109	AFFORDABLE AUTO GLASS	82763	7/8/2021	\$503.88	<input type="checkbox"/>	AUTO GLASS REPAIR
A0715	SALVADOR AGUILAR	82764	7/8/2021	\$774.75	<input type="checkbox"/>	TOOL ALLOWANCE
A1219	ERICH KREIG	82765	7/8/2021	\$485.00	<input type="checkbox"/>	SERVICES
A1225	ALEXANDER ALMANZA	82859	7/22/2021	\$53.57	<input type="checkbox"/>	TRAINING
A1305	AMERICAN PLASTICS CORP	82766	7/8/2021	\$940.64	<input type="checkbox"/>	SUPPLIES
A1308	AMERICAN MOVING PARTS	82767	7/8/2021	\$2,277.98	<input type="checkbox"/>	BRAKE SHOES
A1406	ANA LABORATORIES, INC.	82768	7/8/2021	\$412.00	<input type="checkbox"/>	SERVICES
A1617	APPLEONE EMPLOYMENT SERVICES	82833	7/15/2021	\$2,193.60	<input type="checkbox"/>	TEMPORARY HELP
A1801	ARAMARK UNIFORM & CAREER APPAR	82769	7/8/2021		<input checked="" type="checkbox"/>	UNIFORMS
A1801	ARAMARK UNIFORM & CAREER APPAR	82770	7/8/2021		<input checked="" type="checkbox"/>	UNIFORMS
A1801	ARAMARK UNIFORM & CAREER APPAR	82771	7/8/2021	\$1,104.02	<input type="checkbox"/>	UNIFORMS
A1900	ASBURY ENVIRONMENTAL SERVICES	82772	7/8/2021	\$455.80	<input type="checkbox"/>	HAZ MAT DISPOSAL SERVICES
A1917	RONILO H. ASPURIA	82834	7/15/2021	\$774.75	<input type="checkbox"/>	TOOL ALLOWANCE
A1918	ASSI SECURITY, INC.	82835	7/15/2021	\$978.12	<input type="checkbox"/>	SECURITY SYSTEMS
A1918	ASSI SECURITY, INC.	82860	7/22/2021	\$2,194.20	<input type="checkbox"/>	SECURITY SYSTEMS
A1920	ASSURANT EMPLOYEE BENEFITS	82773	7/8/2021	\$1,629.81	<input type="checkbox"/>	DENTAL PREMIUMS
A2020	AT&T	82861	7/22/2021	\$324.10	<input type="checkbox"/>	TELEPHONE SERVICES
A2501	LUIS M. AYALA	82836	7/15/2021	\$774.75	<input type="checkbox"/>	TRAINING
B0219	B&B SERVICE	82862	7/22/2021	\$180.46	<input type="checkbox"/>	DIRECT MAIL FOR MARKETING
B0902	LOS ANGELES TRUCK CENTERS, LLC	82774	7/8/2021	\$2,590.19	<input type="checkbox"/>	PARTS/SERVICE
B0910	BIRRIA TO GO OXNARD LLC.	82863	7/22/2021	\$0.00	<input checked="" type="checkbox"/>	EMPLOYEE EVENTS
B0910	BIRRIA TO GO OXNARD LLC.	82886	7/26/2021	\$2,467.00	<input type="checkbox"/>	EMPLOYEE EVENTS
B1811	BRIAN BYRNE	82837	7/15/2021	\$106.53	<input type="checkbox"/>	EXPENSE REIMBURSEMENT
B1814	BROWN ARMSTRONG ACCOUNTANCY	82838	7/15/2021	\$1,300.00	<input type="checkbox"/>	FINANCIAL AUDIT SERVICES
B1814	BROWN ARMSTRONG ACCOUNTANCY	82864	7/22/2021	\$2,500.00	<input type="checkbox"/>	FINANCIAL AUDIT SERVICES
C0113	CALTIP	82775	7/8/2021	\$29,226.64	<input type="checkbox"/>	LIABILITY INSURANCE
C0113	CALTIP	82839	7/15/2021	\$220,682.05	<input type="checkbox"/>	LIABILITY INSURANCE
C0517	CENTRAL COURIER LLC	82776	7/8/2021	\$63.99	<input type="checkbox"/>	DELIVERY SRVC BUS BOOKS
C0922	CITI CARDS	82840	7/15/2021	\$333.34	<input type="checkbox"/>	OFFICE SUPPLIES
C1544	RUDOLPHO COBOS	82777	7/8/2021	\$4,753.00	<input type="checkbox"/>	FIRE SUPPRESSION
C1544	RUDOLPHO COBOS	82865	7/22/2021	\$1,320.00	<input type="checkbox"/>	FIRE SUPPRESSION
C1550	LYNETTE COVERLY	82778	7/8/2021	\$6,702.75	<input type="checkbox"/>	PROFESSIONAL SERVICES
C1550	LYNETTE COVERLY	82841	7/15/2021	\$7,010.50	<input type="checkbox"/>	PROFESSIONAL SERVICES
C1903	CSAC EXCESS INSURANCE	82779	7/8/2021	\$1,529.91	<input type="checkbox"/>	WORKER'S COMP/EAP PROVIDER
C1903	CSAC EXCESS INSURANCE	82842	7/15/2021		<input checked="" type="checkbox"/>	WORKER'S COMP/EAP PROVIDER

Vendor #	Name	Check #	Date	Amount	Voided	Comments
C1903	CSAC EXCESS INSURANCE	82843	7/15/2021	\$296,549.00	<input type="checkbox"/>	WORKER'S COMP/EAP PROVIDER
C1904	CSAC EXCESS INSURANCE AUTHORITY	82844	7/15/2021		<input checked="" type="checkbox"/>	LONG TERM DISABILITY PREMIUMS
C1904	CSAC EXCESS INSURANCE AUTHORITY	82845	7/15/2021	\$10,409.75	<input type="checkbox"/>	LONG TERM DISABILITY PREMIUMS
C2019	MANUEL R CONTRERAS	82866	7/22/2021	\$79.60	<input type="checkbox"/>	TRAINING
C2115	CUMMINS PACIFIC LLC	82780	7/8/2021	\$2,959.78	<input type="checkbox"/>	PARTS
C2115	CUMMINS PACIFIC LLC	82867	7/22/2021		<input checked="" type="checkbox"/>	PARTS
C2115	CUMMINS PACIFIC LLC	82868	7/22/2021		<input checked="" type="checkbox"/>	PARTS
C2115	CUMMINS PACIFIC LLC	82869	7/22/2021	\$16,396.68	<input type="checkbox"/>	PARTS
D0114	DANIELS TIRE SERVICE	82781	7/8/2021	\$195.00	<input type="checkbox"/>	TIRES/SERVICES
D0928	WEX HEALTH, INC.	82846	7/15/2021	\$250.05	<input type="checkbox"/>	FSA ADMINISTRATION FEE
D2515	DYER SHEEHAN GROUP, INC.	82847	7/15/2021	\$4,378.75	<input type="checkbox"/>	301 REDEVELOPMENT CONSULTING
E0409	EDISON CO.	82782	7/8/2021	\$20,087.24	<input type="checkbox"/>	ELECTRICAL POWER
E0409	EDISON CO.	82870	7/22/2021	\$1,428.39	<input type="checkbox"/>	ELECTRICAL POWER
E1904	FRANCISCO ESCOBAR	82871	7/22/2021	\$80.34	<input type="checkbox"/>	PAYCHECK REISSUED
F0050	FRANCHISE TAX BOARD	82783	7/8/2021	\$1,554.90	<input type="checkbox"/>	GARNISHMENT
F0050	FRANCHISE TAX BOARD	82872	7/22/2021	\$802.45	<input type="checkbox"/>	GARNISHMENT
F0096	FRANKLIN TRUCK PARTS	82784	7/8/2021	\$25.47	<input type="checkbox"/>	REPAIR PARTS
F0505	FEDERAL EXPRESS CORP.	82785	7/8/2021	\$116.85	<input type="checkbox"/>	MAIL SERVICES
F0505	FEDERAL EXPRESS CORP.	82873	7/22/2021	\$34.67	<input type="checkbox"/>	MAIL SERVICES
F1221	FLUID NETWORKS	82848	7/15/2021	\$55.80	<input type="checkbox"/>	SERVICES
F1221	FLUID NETWORKS	82874	7/22/2021	\$55.80	<input type="checkbox"/>	SERVICES
F1815	FRONTIER COMMUNICATIONS	82786	7/8/2021	\$130.98	<input type="checkbox"/>	INTERNET PRVDER - PTSIT CNTOR
F1815	FRONTIER COMMUNICATIONS	82849	7/15/2021	\$1,271.40	<input type="checkbox"/>	INTERNET PRVDER - PTSIT CNTOR
F1815	FRONTIER COMMUNICATIONS	82875	7/22/2021	\$135.80	<input type="checkbox"/>	INTERNET PRVDER - PTSIT CNTOR
G0120	THE GAS COMPANY	82787	7/8/2021	\$28,336.19	<input type="checkbox"/>	NATURAL GAS
G0514	SOUTHERN COUNTIES FUELS	82788	7/8/2021	\$1,805.03	<input type="checkbox"/>	OIL/LUBE PRODUCTS
G0912	GILLIG LLC	82789	7/8/2021		<input checked="" type="checkbox"/>	PARTS
G0912	GILLIG LLC	82790	7/8/2021	\$7,524.97	<input type="checkbox"/>	PARTS
G1801	GRAINGER	82791	7/8/2021	\$389.16	<input type="checkbox"/>	MISC. PARTS/SUPPLIES
G2013	GTT COMMUNICATIONS, INC.	82850	7/15/2021	\$177.88	<input type="checkbox"/>	TELEPHONE/LONG DISTANCE SRVC
I1414	IRON MOUNTAIN, INC.	82792	7/8/2021	\$86.96	<input type="checkbox"/>	SHREDING SERVICES
K0511	KELLY CLEANING & SUPPLS, INC.	82793	7/8/2021	\$3,306.00	<input type="checkbox"/>	JANITORIAL SERVICES
K0915	KIMBALL MIDWEST	82794	7/8/2021	\$247.77	<input type="checkbox"/>	PARTS
L0130	LAW OFFICE OF GARRY M. TETALMAN	82760	7/7/2021	\$0.00	<input checked="" type="checkbox"/>	LEGAL SERVICES
L0130	LAW OFFICE OF GARRY M. TETALMAN	82761	7/7/2021	\$0.00	<input checked="" type="checkbox"/>	LEGAL SERVICES
L0130	LAW OFFICE OF GARRY M. TETALMAN	82832	7/12/2021	\$450,000.00	<input type="checkbox"/>	LEGAL SERVICES
L0523	LEWIS BRISBOIS BISGAARD & SMITH LL	82876	7/22/2021	\$1,909.50	<input type="checkbox"/>	LEGAL SERVICES

Vendor #	Name	Check #	Date	Amount	Voided	Comments
L0908	LIGHTGABLER	82795	7/8/2021	\$342.50	<input type="checkbox"/>	LEGAL SERVICES
L1529	LOPEZ NESTOR	82796	7/8/2021	\$774.75	<input type="checkbox"/>	TOOL ALLOW/EXP REIM
M0104	MACVALLEY OIL COMPANY	82797	7/8/2021	\$1,216.13	<input type="checkbox"/>	FUEL
M0130	MAURO TAPIA	82851	7/15/2021	\$774.75	<input type="checkbox"/>	TUITION AND BOOK REIMBURSEMENT
M0925	MISTER SOFTEE OF SOUTHERN CALIFO	82762	7/8/2021	\$982.16	<input type="checkbox"/>	EMPLOYEE EVENTS
M2118	JOSE MURILLO	82852	7/15/2021	\$774.75	<input type="checkbox"/>	TOOL ALLOWANCE
N0124	NATIONAL AUTO BODY&PAINT	82798	7/8/2021	\$1,842.56	<input type="checkbox"/>	BODY WORK
N0124	NATIONAL AUTO BODY&PAINT	82877	7/22/2021	\$3,801.89	<input type="checkbox"/>	BODY WORK
N0132	NATURAL GREEN LANDSCAPE INC.	82799	7/8/2021	\$8,532.00	<input type="checkbox"/>	LANDSCAPING SERVICES
N0529	THE AFTERMARKET PARTS COMPANY,	82800	7/8/2021		<input checked="" type="checkbox"/>	PARTS/BUSES
N0529	THE AFTERMARKET PARTS COMPANY,	82801	7/8/2021		<input checked="" type="checkbox"/>	PARTS/BUSES
N0529	THE AFTERMARKET PARTS COMPANY,	82802	7/8/2021	\$15,797.99	<input type="checkbox"/>	PARTS/BUSES
O2402	VENTURA COUNTY AUTO SUPPLY	82803	7/8/2021	\$424.74	<input type="checkbox"/>	PARTS
O2406	CITY OF OXNARD	82804	7/8/2021	\$250.00	<input type="checkbox"/>	LICENSES RENEWAL
O2413	CITY OF OXNARD	82878	7/22/2021	\$1,270.80	<input type="checkbox"/>	MONTHLY RENT OTC
O2414	CITY OF OXNARD	82805	7/8/2021	\$186.43	<input type="checkbox"/>	UTILITIES/TRASH
O2414	CITY OF OXNARD	82879	7/22/2021		<input checked="" type="checkbox"/>	UTILITIES/TRASH
O2414	CITY OF OXNARD	82880	7/22/2021	\$4,292.34	<input type="checkbox"/>	UTILITIES/TRASH
P0119	PARKHOUSE TIRE, INC.	82806	7/8/2021	\$372.50	<input type="checkbox"/>	TIRES
P1602	PLEXUS GLOBAL	82807	7/8/2021	\$5.00	<input type="checkbox"/>	BACKGROUND & DRUG SCREENING
P1603	PLANETERIA MEDIA LLC	82881	7/22/2021	\$4,400.00	<input type="checkbox"/>	WEBSITE SUPPORT SERVICES
P1804	PRIDE INDUSTRIES ONE INC.	82808	7/8/2021	\$4,745.88	<input type="checkbox"/>	JANITORIAL SERVICES
P1807	PREFERRED BENEFIT INSURANCE	82853	7/15/2021		<input checked="" type="checkbox"/>	DENTAL PREMIUMS
P1807	PREFERRED BENEFIT INSURANCE	82854	7/15/2021	\$10,834.10	<input type="checkbox"/>	DENTAL PREMIUMS
R0126	RAYNE WATER CONDITIONING	82882	7/22/2021	\$67.00	<input type="checkbox"/>	WATER COOLER BREAK ROOM
R0913	RINGLEADER, INC	82855	7/15/2021	\$387.82	<input type="checkbox"/>	TELEPHONE/LONG DISTANCE SRVC
S0099	CALIFORNIA DEPARTMENT OF TAX & F	82831	7/12/2021	\$160.00	<input type="checkbox"/>	HAZARDOUS WASTE FEE
S0126	CALIFORNIA DEPT. OF TAX AND FEE A	82883	7/22/2021	\$58.00	<input type="checkbox"/>	CONSUMER USE TAX
S0807	BILL AYUB, SHERIFF	82884	7/22/2021	\$48.00	<input type="checkbox"/>	GARNISHMENT
S0919	SITEONE LANDSCAPE SUPPLY, LLC	82809	7/8/2021	\$91.67	<input type="checkbox"/>	MAINTENANCE SUPPLIES
S1508	SOHO PROSPECTING PROFESSIONAL M	82810	7/8/2021	\$375.00	<input type="checkbox"/>	WEBSITE SUPPORT SERVICES
S1521	GOLD COAST TRANSIT	82811	7/8/2021	\$175.00	<input type="checkbox"/>	PETTY CASH
S2000	STAPLES ADVANTAGE	82812	7/8/2021	\$644.54	<input type="checkbox"/>	OFFICE SUPPLIES
S2119	SUPERIOR SANITARY SUPPLIES	82813	7/8/2021		<input checked="" type="checkbox"/>	SUPPLIES
S2119	SUPERIOR SANITARY SUPPLIES	82814	7/8/2021	\$4,687.65	<input type="checkbox"/>	SUPPLIES
S2126	SUPERIOR PRINTING & GRAPHICS, INC	82815	7/8/2021	\$1,502.66	<input type="checkbox"/>	PRINTING SERVICES
T0415	3D OF OXNARD SUPPLY	82816	7/8/2021	\$21.33	<input type="checkbox"/>	SUPPLIES

Vendor #	Name	Check #	Date	Amount	Voided	Comments
T0503	TEAMSTERS LOCAL 186	82817	7/8/2021	\$1,160.00	<input type="checkbox"/>	PAYROLL DEDUCTION
T0800	TAFT ELECTRIC COMPANY	82856	7/15/2021	\$50,815.00	<input type="checkbox"/>	ELECTRIC CONT.
T0810	THINK INK	82818	7/8/2021	\$2,225.42	<input type="checkbox"/>	TONER
T0817	THOMAS LINCOLN	82857	7/15/2021	\$0.00	<input checked="" type="checkbox"/>	TRAINING
T1506	GREG'S PETROLEUM SERVICE, INC	82819	7/8/2021	\$6,513.29	<input type="checkbox"/>	OIL SUPPLIER
T1512	TWIIW INSURANCE SERVICES,	82820	7/8/2021	\$103,063.18	<input type="checkbox"/>	LIABILITY INSURANCE
T1832	TRILLIUM USA COMPANY, LLC	82858	7/15/2021	\$7,688.90	<input type="checkbox"/>	CNG CREDIT/CONSULTING SERVICE
T1910	TST PRIVATE SECURITY	82821	7/8/2021	\$21,135.60	<input type="checkbox"/>	SECURITY SERVICES
U1423	UNITED WAY OF VENTURA CO.	82822	7/8/2021	\$192.00	<input type="checkbox"/>	P/R DEDUCTION
U1902	U.S. BANK	82823	7/8/2021	\$6,175.99	<input type="checkbox"/>	CALCARD PAYMENT
V0112	VALLEY POWER SYSTEMS, INC.	82824	7/8/2021	\$1,042.56	<input type="checkbox"/>	REPAIR PARTS/SERVICE
V0501	COUNTY OF VENTURA - IT SVCS. DEPT.	82825	7/8/2021	\$189.00	<input type="checkbox"/>	REPEATER SITE RENTAL
V0523	VENTURA HOSE-MAN	82826	7/8/2021	\$253.43	<input type="checkbox"/>	REPAIR PARTS/SUPPLIES
V0550	VENTURA COUNTY LEADERSHIP ACAD	82827	7/8/2021	\$2,000.00	<input type="checkbox"/>	TRAINING
V0552	VENTURA COUNTY CIVIC ALLIANCE	82828	7/8/2021	\$2,500.00	<input type="checkbox"/>	SPONSORSHIP
V1525	VOYAGER	82829	7/8/2021	\$65.07	<input type="checkbox"/>	CNG FUEL FOR ACCESS
V1809	VERIZON	82830	7/8/2021	\$1,476.30	<input type="checkbox"/>	PHONE SRVC - CSC
W1519	WORLDNET COMMUNICATION SERVIC	82885	7/22/2021	\$6.42	<input type="checkbox"/>	TELEPHONE/LONG DISTANCE SRVC

**Total: \$1,423,767.59**

# Accounts Payable Disbursement List

Vendor #	Name	Check #	Date	Amount	Voided	Comments
00027	MARIA E SALMERON	82998	8/16/2021	\$2,265.08	<input type="checkbox"/>	
00027	MARIA E SALMERON	83006	8/18/2021	\$2,265.08	<input type="checkbox"/>	
00106	ARNOLD COBB	82999	8/16/2021	\$22.55	<input type="checkbox"/>	
00139	ANDRIA N BARBOSA	83008	8/27/2021	\$1,213.89	<input type="checkbox"/>	
00139	ANDRIA N BARBOSA	83045	8/31/2021	\$1,081.05	<input type="checkbox"/>	
00275	JAMES P. GIBBONS	83000	8/16/2021	\$73.89	<input type="checkbox"/>	
00276	MIGUEL GOMEZ-MORALES	83001	8/16/2021	\$77.58	<input type="checkbox"/>	
00414	FRANCISCO LEON	83046	8/31/2021	\$3,048.51	<input type="checkbox"/>	
00525	ANDREW S PAHLE	83003	8/18/2021	\$93.75	<input type="checkbox"/>	
00599	DANIEL RODRIGUEZ	83004	8/18/2021	\$74.31	<input type="checkbox"/>	
00703	TIMOTHY F STARR	83002	8/16/2021	\$21.60	<input type="checkbox"/>	
01019	CARLOS DANIEL CAMBEROS	83005	8/18/2021	\$100.00	<input type="checkbox"/>	
01085	MARK GASTON	82997	8/13/2021	\$1,078.55	<input type="checkbox"/>	
01106	GERRADO MONDRAGON	83010	8/27/2021	\$561.02	<input type="checkbox"/>	
01108	Jose Ramirez	83009	8/27/2021	\$60.33	<input type="checkbox"/>	
01112	SCOTT WERDELL	83047	8/31/2021	\$557.97	<input type="checkbox"/>	
A0109	AFFORDABLE AUTO GLASS	82913	8/10/2021	\$200.00	<input type="checkbox"/>	AUTO GLASS REPAIR
A0918	AIRGAS USA, LLC	82914	8/10/2021	\$94.98	<input type="checkbox"/>	MAINTENANCE SUPPLIES
A0918	AIRGAS USA, LLC	83011	8/28/2021	\$97.53	<input type="checkbox"/>	MAINTENANCE SUPPLIES
A1211	ALL-PHASE ELECTRIC	82915	8/10/2021	\$738.82	<input type="checkbox"/>	SUPPLIES
A1219	ERICH KREIG	83012	8/28/2021	\$485.00	<input type="checkbox"/>	SERVICES
A1308	AMERICAN MOVING PARTS	82916	8/10/2021	\$5,656.81	<input type="checkbox"/>	BRAKE SHOES
A1801	ARAMARK UNIFORM & CAREER APPAR	82917	8/10/2021	\$148.48	<input type="checkbox"/>	UNIFORMS
A1900	ASBURY ENVIRONMENTAL SERVICES	82918	8/10/2021	\$65.00	<input type="checkbox"/>	HAZ MAT DISPOSAL SERVICES
A1920	ASSURANT EMPLOYEE BENEFITS	82919	8/10/2021	\$1,687.03	<input type="checkbox"/>	DENTAL PREMIUMS
A2020	AT&T	83013	8/28/2021	\$324.10	<input type="checkbox"/>	TELEPHONE SERVICES
B0211	BEST BEST & KRIEGER LLP	82887	8/5/2021	\$10,819.00	<input type="checkbox"/>	GENERAL COUNSEL SERVICE
B0211	BEST BEST & KRIEGER LLP	82920	8/10/2021	\$43,784.99	<input type="checkbox"/>	GENERAL COUNSEL SERVICE
B0503	BECNEL UNIFORMS	82888	8/5/2021	\$32,241.59	<input type="checkbox"/>	UNIFORMS
B0503	BECNEL UNIFORMS	82921	8/10/2021		<input checked="" type="checkbox"/>	UNIFORMS
B0503	BECNEL UNIFORMS	82922	8/10/2021		<input checked="" type="checkbox"/>	UNIFORMS
B0503	BECNEL UNIFORMS	82923	8/10/2021		<input checked="" type="checkbox"/>	UNIFORMS
B0503	BECNEL UNIFORMS	82924	8/10/2021		<input checked="" type="checkbox"/>	UNIFORMS
B0503	BECNEL UNIFORMS	82925	8/10/2021		<input checked="" type="checkbox"/>	UNIFORMS
B0503	BECNEL UNIFORMS	82926	8/10/2021		<input checked="" type="checkbox"/>	UNIFORMS

Vendor #	Name	Check #	Date	Amount	Voided	Comments
B0503	BECNEL UNIFORMS	82927	8/10/2021	\$2,221.19	<input type="checkbox"/>	UNIFORMS
B0503	BECNEL UNIFORMS	83014	8/28/2021	\$145.89	<input type="checkbox"/>	UNIFORMS
B0902	LOS ANGELES TRUCK CENTERS, LLC	82928	8/10/2021	\$4,059.67	<input type="checkbox"/>	PARTS/SERVICE
B1814	BROWN ARMSTRONG ACCOUNTANCY	83015	8/28/2021	\$3,500.00	<input type="checkbox"/>	FINANCIAL AUDIT SERVICES
C0113	CALTIP	82889	8/5/2021	\$942.88	<input type="checkbox"/>	LIABILITY INSURANCE
C0922	CITI CARDS	82890	8/5/2021	\$2,580.89	<input type="checkbox"/>	OFFICE SUPPLIES
C1504	COASTAL OCCUPATIONAL MEDICAL G	82929	8/10/2021	\$2,280.00	<input type="checkbox"/>	PHYSICALS/DRUG SCREENS
C1540	COMPUWAVE, INC.	82891	8/5/2021	\$2,130.38	<input type="checkbox"/>	LAPTOPS
C1550	LYNETTE COVERLY	83016	8/28/2021	\$3,955.00	<input type="checkbox"/>	PROFESSIONAL SERVICES
C1904	CSAC EXCESS INSURANCE AUTHORITY	82930	8/10/2021		<input checked="" type="checkbox"/>	LONG TERM DISABILITY PREMIUMS
C1904	CSAC EXCESS INSURANCE AUTHORITY	82931	8/10/2021	\$10,254.28	<input type="checkbox"/>	LONG TERM DISABILITY PREMIUMS
C2115	CUMMINS PACIFIC LLC	82932	8/10/2021	\$826.16	<input type="checkbox"/>	PARTS
C2118	R.M. CURTIS - WELDING	82933	8/10/2021	\$540.00	<input type="checkbox"/>	WELDING SERVICES
D0114	DANIELS TIRE SERVICE	82934	8/10/2021	\$195.00	<input type="checkbox"/>	TIRES/SERVICES
D0122	DAVMAR	82935	8/10/2021	\$875.13	<input type="checkbox"/>	CNG COMPRESSOR
D0922	DIVERSIFIED LIGHTING SUPPLY	82936	8/10/2021	\$157.58	<input type="checkbox"/>	PARTS
D0928	WEX HEALTH, INC.	82937	8/10/2021	\$248.25	<input type="checkbox"/>	FSA ADMINISTRATION FEE
D1504	DOCUMENT SYSTEMS	82892	8/5/2021	\$1,289.16	<input type="checkbox"/>	SERVICE FOR COPIER
D2515	DYER SHEEHAN GROUP, INC.	82938	8/10/2021	\$7,821.25	<input type="checkbox"/>	301 REDEVELOPMENT CONSULTING
E0048	EMPLOYMENT DEVELOPMENT DEPART	82939	8/10/2021	\$5,942.37	<input type="checkbox"/>	UNEMPLOYMENT CHARGES
E0320	ECOLANE	82940	8/10/2021	\$26,099.00	<input type="checkbox"/>	PARATRANSIT SCHEDULING SOFT
E0409	EDISON CO.	82893	8/5/2021	\$24,528.89	<input type="checkbox"/>	ELECTRICAL POWER
E0409	EDISON CO.	82941	8/10/2021	\$1,225.03	<input type="checkbox"/>	ELECTRICAL POWER
E0409	EDISON CO.	83017	8/28/2021	\$22,476.65	<input type="checkbox"/>	ELECTRICAL POWER
E1422	USA WASTE OF CALIFORNIA, INC.	82942	8/10/2021	\$5,059.51	<input type="checkbox"/>	HAZ WASTE REMOVAL
F0042	FERGUSON ENTERPRISES, INC	83018	8/28/2021	\$171.25	<input type="checkbox"/>	SUPPLIES
F0050	FRANCHISE TAX BOARD	82894	8/5/2021	\$50.00	<input type="checkbox"/>	GARNISHMENT
F0050	FRANCHISE TAX BOARD	83019	8/28/2021	\$50.00	<input type="checkbox"/>	GARNISHMENT
F0505	FEDERAL EXPRESS CORP.	82943	8/10/2021	\$44.99	<input type="checkbox"/>	MAIL SERVICES
F1221	FLUID NETWORKS	82895	8/5/2021	\$55.80	<input type="checkbox"/>	SERVICES
F1814	FROG ENVIRONMENTAL, INC.	82944	8/10/2021	\$575.00	<input type="checkbox"/>	ENVIRONMENTAL ASSESSMENT
F1815	FRONTIER COMMUNICATIONS	82945	8/10/2021	\$774.54	<input type="checkbox"/>	INTERNET PRVDER - PTSIT CNTOR
F1815	FRONTIER COMMUNICATIONS	83020	8/28/2021	\$626.79	<input type="checkbox"/>	INTERNET PRVDER - PTSIT CNTOR
G0115	GovInvest Inc.	82946	8/10/2021	\$70,000.00	<input type="checkbox"/>	STANDARD PENSION & OPEB MODULE
G0120	THE GAS COMPANY	82896	8/5/2021	\$30,079.69	<input type="checkbox"/>	NATURAL GAS
G0120	THE GAS COMPANY	82947	8/10/2021	\$129.79	<input type="checkbox"/>	NATURAL GAS
G0120	THE GAS COMPANY	83021	8/28/2021	\$445.58	<input type="checkbox"/>	NATURAL GAS

Vendor #	Name	Check #	Date	Amount	Voided	Comments
G0514	SOUTHERN COUNTIES FUELS	82948	8/10/2021	\$6,032.80	<input type="checkbox"/>	OIL/LUBE PRODUCTS
G0609	GENFARE	83022	8/28/2021	\$1,752.34	<input type="checkbox"/>	REPAIR PARTS
G0809	GHI ENERGY, LLC	83023	8/28/2021	\$33,658.80	<input type="checkbox"/>	CNG CREDIT/CONSULTING SERVICE
G0912	GILLIG LLC	82949	8/10/2021		<input checked="" type="checkbox"/>	PARTS
G0912	GILLIG LLC	82950	8/10/2021	\$4,476.93	<input type="checkbox"/>	PARTS
G1214	GLOBAL CTI GROUP, INC.	82951	8/10/2021	\$3,019.00	<input type="checkbox"/>	SOL-GPS AND DIAGNOSTIC-VERIZON
G1801	GRAINGER	82952	8/10/2021	\$258.92	<input type="checkbox"/>	MISC. PARTS/SUPPLIES
G2013	GTT COMMUNICATIONS, INC.	82897	8/5/2021	\$177.88	<input type="checkbox"/>	TELEPHONE/LONG DISTANCE SRVC
H0109	THE HANOVER INSURANCE GROUP	83024	8/28/2021	\$49,380.00	<input type="checkbox"/>	COMMERCIAL PROPERTY INSURANCE
I1423	INTERSTATE BATTERIES	82953	8/10/2021	\$818.86	<input type="checkbox"/>	BATTERIES
J1504	J N DESIGNS	82954	8/10/2021	\$3,035.49	<input type="checkbox"/>	PRINTING/GRAPHICS SERV
K0511	KELLY CLEANING & SUPPLS, INC.	82898	8/5/2021	\$3,306.00	<input type="checkbox"/>	JANITORIAL SERVICES
K0915	KIMBALL MIDWEST	82899	8/5/2021	\$1,324.88	<input type="checkbox"/>	PARTS
K0915	KIMBALL MIDWEST	82955	8/10/2021	\$1,111.49	<input type="checkbox"/>	PARTS
L0523	LEWIS BRISBOIS BISGAARD & SMITH LL	83025	8/28/2021	\$1,498.50	<input type="checkbox"/>	LEGAL SERVICES
L0908	LIGHTGABLER	82956	8/10/2021	\$900.00	<input type="checkbox"/>	LEGAL SERVICES
L1527	LOWE'S	82900	8/5/2021	\$1,054.72	<input type="checkbox"/>	SUPPLIES
M1501	MOBILE CREATE USA, INC.	83026	8/28/2021	\$595.41	<input type="checkbox"/>	2 WAY RADIO EQUIPMENT/SERVICE
M1520	MOTION INDUSTRIES, INC.	82957	8/10/2021	\$5,228.18	<input type="checkbox"/>	SUPPLIES
M2116	MUNCIE RECLAMATION AND SUPPLY C	82958	8/10/2021		<input checked="" type="checkbox"/>	PARTS
M2116	MUNCIE RECLAMATION AND SUPPLY C	82959	8/10/2021	\$4,804.29	<input type="checkbox"/>	PARTS
M2220	MV TRANSPORTATION, INC.	82901	8/5/2021	\$192,797.28	<input type="checkbox"/>	GCT ACCESS SERVICE
N0132	NATURAL GREEN LANDSCAPE INC.	82902	8/5/2021	\$4,266.00	<input type="checkbox"/>	LANDSCAPING SERVICES
N0529	THE AFTERMARKET PARTS COMPANY,	82960	8/10/2021		<input checked="" type="checkbox"/>	PARTS/BUSES
N0529	THE AFTERMARKET PARTS COMPANY,	82961	8/10/2021		<input checked="" type="checkbox"/>	PARTS/BUSES
N0529	THE AFTERMARKET PARTS COMPANY,	82962	8/10/2021		<input checked="" type="checkbox"/>	PARTS/BUSES
N0529	THE AFTERMARKET PARTS COMPANY,	82963	8/10/2021		<input checked="" type="checkbox"/>	PARTS/BUSES
N0529	THE AFTERMARKET PARTS COMPANY,	82964	8/10/2021	\$17,492.65	<input type="checkbox"/>	PARTS/BUSES
O1805	FIRST CALL AUTO PARTS	82965	8/10/2021	\$160.58	<input type="checkbox"/>	PARTS
O1807	ORKIN SERVICES OF CALIFORNIA, INC.	82966	8/10/2021	\$450.00	<input type="checkbox"/>	PEST CONTROL
O2402	VENTURA COUNTY AUTO SUPPLY	82967	8/10/2021		<input checked="" type="checkbox"/>	PARTS
O2402	VENTURA COUNTY AUTO SUPPLY	82968	8/10/2021	\$947.17	<input type="checkbox"/>	PARTS
O2413	CITY OF OXNARD	83027	8/28/2021	\$1,270.80	<input type="checkbox"/>	MONTHLY RENT OTC
O2414	CITY OF OXNARD	83028	8/28/2021		<input checked="" type="checkbox"/>	UTILITIES/TRASH
O2414	CITY OF OXNARD	83029	8/28/2021		<input checked="" type="checkbox"/>	UTILITIES/TRASH
O2414	CITY OF OXNARD	83030	8/28/2021	\$5,462.86	<input type="checkbox"/>	UTILITIES/TRASH
O2429	CITY OF OXNARD FIRE/CUPA	82969	8/10/2021	\$3,094.00	<input type="checkbox"/>	CUPA INSPECTION

Vendor #	Name	Check #	Date	Amount	Voided	Comments
P0119	PARKHOUSE TIRE, INC.	82970	8/10/2021	\$4,778.08	<input type="checkbox"/>	TIRES
P0530	ANA PEREZ	83031	8/28/2021	\$800.00	<input type="checkbox"/>	EXPENSE REIMBURSEMENT
P0919	PITNEY BOWES GLOBAL	82971	8/10/2021	\$114.71	<input type="checkbox"/>	POSTAGE MACHINE
P1601	PLATINUM TOW AND TRANSPORT INC.	82972	8/10/2021	\$400.00	<input type="checkbox"/>	TOWING SERVICES
P1602	PLEXUS GLOBAL	82973	8/10/2021	\$384.50	<input type="checkbox"/>	BACKGROUND & DRUG SCREENING
P1807	PREFERRED BENEFIT INSURANCE	82974	8/10/2021		<input checked="" type="checkbox"/>	DENTAL PREMIUMS
P1807	PREFERRED BENEFIT INSURANCE	82975	8/10/2021	\$10,454.00	<input type="checkbox"/>	DENTAL PREMIUMS
P1823	PRODUCTIVE SOLUTIONS	82976	8/10/2021	\$2,657.37	<input type="checkbox"/>	POINT OF SALE MACHINE SUPPLIES
R0126	RAYNE WATER CONDITIONING	82977	8/10/2021	\$178.80	<input type="checkbox"/>	WATER COOLER BREAK ROOM
R0126	RAYNE WATER CONDITIONING	83032	8/28/2021	\$279.81	<input type="checkbox"/>	WATER COOLER BREAK ROOM
R0504	RED WING SHOE STORE	83033	8/28/2021		<input checked="" type="checkbox"/>	SAFETY SHOES
R0504	RED WING SHOE STORE	83034	8/28/2021		<input checked="" type="checkbox"/>	SAFETY SHOES
R0504	RED WING SHOE STORE	83035	8/28/2021		<input checked="" type="checkbox"/>	SAFETY SHOES
R0504	RED WING SHOE STORE	83036	8/28/2021		<input checked="" type="checkbox"/>	SAFETY SHOES
R0504	RED WING SHOE STORE	83037	8/28/2021	\$4,776.44	<input type="checkbox"/>	SAFETY SHOES
R0510	ROMAINE ELECTRIC CORPORATION	82978	8/10/2021	\$3,600.32	<input type="checkbox"/>	BUS PARTS
R0913	RINGLEADER, INC	83038	8/28/2021	\$379.21	<input type="checkbox"/>	TELEPHONE/LONG DISTANCE SRVC
R1301	ROBERT MAGANA	82903	8/5/2021	\$103.00	<input type="checkbox"/>	EXPENSE REIMBURSEMENT
R1400	ACCONTEMPS A ROBERT HALF COMP	82904	8/5/2021	\$4,800.00	<input type="checkbox"/>	TEMPORARY HELP
R1400	ACCONTEMPS A ROBERT HALF COMP	82979	8/10/2021	\$4,800.00	<input type="checkbox"/>	TEMPORARY HELP
R1400	ACCONTEMPS A ROBERT HALF COMP	83039	8/28/2021	\$9,600.00	<input type="checkbox"/>	TEMPORARY HELP
R2102	RUBBER NECK SIGNS	82980	8/10/2021	\$2,190.63	<input type="checkbox"/>	SERVICES
S0807	BILL AYUB, SHERIFF	82905	8/5/2021	\$0.00	<input checked="" type="checkbox"/>	GARNISHMENT
S0917	SINCLAIR SANITARY SUPPLY	82981	8/10/2021	\$180.18	<input type="checkbox"/>	SUPPLIES
S0919	SITEONE LANDSCAPE SUPPLY, LLC	82982	8/10/2021	\$59.57	<input type="checkbox"/>	MAINTENANCE SUPPLIES
S1615	SPORTWORKS NORTHWEST, INC	82983	8/10/2021	\$491.25	<input type="checkbox"/>	BIKE RACK
S2000	STAPLES ADVANTAGE	82984	8/10/2021	\$1,587.91	<input type="checkbox"/>	OFFICE SUPPLIES
S2119	SUPERIOR SANITARY SUPPLIES	82985	8/10/2021		<input checked="" type="checkbox"/>	SUPPLIES
S2119	SUPERIOR SANITARY SUPPLIES	82986	8/10/2021	\$3,930.57	<input type="checkbox"/>	SUPPLIES
S2126	SUPERIOR PRINTING & GRAPHICS, INC	82906	8/5/2021		<input checked="" type="checkbox"/>	PRINTING SERVICES
S2126	SUPERIOR PRINTING & GRAPHICS, INC	82907	8/5/2021	\$3,379.76	<input type="checkbox"/>	PRINTING SERVICES
S2126	SUPERIOR PRINTING & GRAPHICS, INC	82987	8/10/2021	\$120.18	<input type="checkbox"/>	PRINTING SERVICES
S2126	SUPERIOR PRINTING & GRAPHICS, INC	83007	8/25/2021	\$892.97	<input type="checkbox"/>	PRINTING SERVICES
T0503	TEAMSTERS LOCAL 186	82908	8/5/2021	\$120.00	<input type="checkbox"/>	PAYROLL DEDUCTION
T0503	TEAMSTERS LOCAL 186	83040	8/28/2021	\$1,160.00	<input type="checkbox"/>	PAYROLL DEDUCTION
T0515	TELENET VOIP, INC.	82909	8/5/2021	\$270.00	<input type="checkbox"/>	MONITORING
T0520	TYLER TEJEDA	83041	8/28/2021	\$797.69	<input type="checkbox"/>	EMPLOYEE REIMBURSEMENT

Vendor #	Name	Check #	Date	Amount	Voided	Comments
T1506	GREG'S PETROLEUM SERVICE, INC	82988	8/10/2021	\$3,046.54	<input type="checkbox"/>	OIL SUPPLIER
T1704	TRACKIT LLC	83042	8/28/2021	\$12,720.00	<input type="checkbox"/>	SOFTWARE LICENSE
T1832	TRILLIUM USA COMPANY, LLC	83043	8/28/2021	\$2,600.00	<input type="checkbox"/>	CNG CREDIT/CONSULTING SERVICE
T1910	TST PRIVATE SECURITY	82910	8/5/2021	\$22,653.12	<input type="checkbox"/>	SECURITY SERVICES
U1802	URBAN TRANSPORTATION	82989	8/10/2021	\$1,037.25	<input type="checkbox"/>	AUTO PASSENGER COUNT SYST
U1902	U.S. BANK	82990	8/10/2021	\$10,683.99	<input type="checkbox"/>	CALCARD PAYMENT
V0112	VALLEY POWER SYSTEMS, INC.	82991	8/10/2021	\$614.98	<input type="checkbox"/>	REPAIR PARTS/SERVICE
V0119	VENTURA COUNTY ART EVENTS	82911	8/5/2021	\$500.00	<input type="checkbox"/>	SPONSORSHIP
V0505	VENTURA COUNTY APCD	82992	8/10/2021	\$652.00	<input type="checkbox"/>	CNG FEES
V0513	VENTURA COUNTY STAR	82993	8/10/2021	\$856.36	<input type="checkbox"/>	ADVERTISING
V0523	VENTURA HOSE-MAN	82994	8/10/2021	\$762.43	<input type="checkbox"/>	REPAIR PARTS/SUPPLIES
V0908	VICTOR RUBIO	82995	8/10/2021	\$95.00	<input type="checkbox"/>	EXPENSE REIMBURSEMENT
V1525	VOYAGER	82912	8/5/2021	\$101.03	<input type="checkbox"/>	CNG FUEL FOR ACCESS
V1809	VERIZON	82996	8/10/2021	\$1,225.23	<input type="checkbox"/>	PHONE SRVC - CSC
W1519	WORLDNET COMMUNICATION SERVIC	83044	8/28/2021	\$8.05	<input type="checkbox"/>	TELEPHONE/LONG DISTANCE SRVC
<b>Total:</b>				<b>\$810,514.84</b>		



Item #2

**DATE** January 5, 2022  
**TO** GCTD Board of Directors  
**FROM** Dawn Perkins, Director of Finance *slp*  
**SUBJECT** Consider the Approval of Expenditures for the Month of September 2021

---

Attached is a list of expenditures for the month of September 2021 from the various GCTD Accounts.

If any member of the Board wishes to review a particular item, please contact me to have the necessary documentation on hand for the meeting.

**Attachments:**

Accounts Payable Disbursement List – September 2021

**GENERAL MANAGER CONCURRENCE**

A handwritten signature in blue ink that reads 'Steven P. Brown'.

---

Steven P. Brown  
General Manager

**GOLD COAST TRANSIT DISTRICT**

CITY OF OJAI | CITY OF OXNARD | CITY OF PORT HUENEME | CITY OF VENTURA | COUNTY OF VENTURA  
1901 AUTO CENTER DRIVE, OXNARD, CA 93036-7966 | P 805.483.3959 | F 805.487.0925 | GCTD.ORG

# Accounts Payable Disbursement List

Vendor #	Name	Check #	Date	Amount	Voided	Comments
1090	ORLYON L HUGHES	83048	9/3/2021	\$1,377.30		
A0109	AFFORDABLE AUTO GLASS	83052	9/9/2021	\$170.00		AUTO GLASS REPAIR
A0715	SALVADOR AGUILAR	83153	9/30/2021	\$316.88		
A0918	AIRGAS USA, LLC	83128	9/22/2021	\$97.53		MAINTENANCE SUPPLIES
A1219	ERICH KREIG	83053	9/9/2021	\$485.00		SERVICES
A1308	AMERICAN MOVING PARTS	83054	9/9/2021	\$562.07		PARTS
A1801	ARAMARK UNIFORM & CAREER APPAREL GROUP	83055	9/9/2021	\$871.37		UNIFORMS
A1900	ASBURY ENVIRONMENTAL SERVICES	83056	9/9/2021	\$498.53		HAZMAT DISPOSAL SERVICES
A1920	ASSURANT EMPLOYEE BENEFITS	83129	9/22/2021	\$1,613.47		DENTAL PREMIUMS
B0503	BECNEL UNIFORMS	83057	9/9/2021	\$974.52		UNIFORMS
B0504	JAMES BECK	83058	9/9/2021	\$800.00		EXPENSE REIMBURSEMENT
B0902	LOS ANGELES TRUCK CENTERS, LLC	83059	9/9/2021	\$0.00	<input checked="" type="checkbox"/>	PARTS/SERVICES
B0902	LOS ANGELES TRUCK CENTERS, LLC	83060	9/9/2021	\$4,411.81		PARTS/SERVICES
B1814	BROWN ARMSTRONG ACCOUNTANCY CORP.	83154	9/30/2021	\$7,500.00		PROFESSIONAL SERVICES
C0105	CASEY PRINTING INC.	83155	9/30/2021	\$10,651.88		PRINTING SERVICES
C0113	CALTIP	83061	9/9/2021	\$2,166.90		LIABILITY INSURANCE
C0511	CENTRAL COAST FILTER & SUPPLY INC.	83062	9/9/2021	\$608.83		PAINT
C0517	CENTRAL COURIER LLC	83063	9/9/2021	\$512.40		DELIVERY SRVC BUS BOOKS
C0922	CITI CARDS	83064	9/9/2021	\$151.90		OFFICE SUPPLIES
C1504	COASTAL OCCUPATIONAL MEDICAL GROUP	83065	9/9/2021	\$5,110.00		PHYSICALS/DRUG SCREENS
C1504	COASTAL OCCUPATIONAL MEDICAL GROUP	83156	9/30/2021	\$4,010.00		PHYSICALS/DRUG SCREENS
C1550	LYNETTE COVERLY	83130	9/22/2021	\$712.50		PROFESSIONAL SERVICES
C1550	LYNETTE COVERLY	83157	9/30/2021	\$2,604.41		PROFESSIONAL SERVICES
C2115	CUMMINS PACIFIC LLC	83066	9/9/2021	\$0.00	<input checked="" type="checkbox"/>	PARTS
C2115	CUMMINS PACIFIC LLC	83067	9/9/2021	\$0.00	<input checked="" type="checkbox"/>	PARTS
C2115	CUMMINS PACIFIC LLC	83068	9/9/2021	\$0.00	<input checked="" type="checkbox"/>	PARTS
C2115	CUMMINS PACIFIC LLC	83069	9/9/2021	\$0.00	<input checked="" type="checkbox"/>	PARTS
C2115	CUMMINS PACIFIC LLC	83070	9/9/2021	\$31,938.85		PARTS
C2115	CUMMINS PACIFIC LLC	83158	9/30/2021	\$3,491.06		PARTS
D0122	DAVMAR	83071	9/9/2021	\$457.94		CNG COMPRESSOR
D0519	DESTIN THOMAS COMMUNICATIONS &	83131	9/22/2021	\$282.53		RADIO REPAIRS
D1504	DOCUMENT SYSTEMS	83072	9/9/2021	\$1,638.58		SERVICE FOR COPIER
D2515	DYER SHEEHAN GROUP, INC.	83132	9/22/2021	\$5,756.25		REDEVELOPMENT CONSULTING
E0048	EMPLOYMENT DEVELOPMENT DEPARTMENT	83073	9/9/2021	\$7,697.67		UNEMPLOYMENT CHARGES
E0409	EDISON CO.	83133	9/22/2021	\$1,478.44		ELECTRICAL POWER
E0409	EDISON CO.	83159	9/30/2021	\$21,343.97		ELECTRICAL POWER
E0413	ELECTRONIC DATA MAGNETICS, INC	83160	9/30/2021	\$7,542.50		TRANSFER TICKETS
E1904	FRANCISCO ESCOBAR	83134	9/22/2021	\$1,303.51		PAYCHECK REISSUED
E2612	EZ LANDSCAPE SERVICES	83074	9/9/2021	\$7,875.00		LANDSCAPING SERVICES
F0050	FEDERAL EXPRESS CORP.	83075	9/9/2021	\$16.42		MAIL SERVICES
F1221	FLUID NETWORKS	83076	9/9/2021	\$55.80		SERVICES
F1815	FRONTIER COMMUNICATIONS	83135	9/22/2021	\$1,409.76		INTERNET PRVDER-PTSIT CNTR

Vendor #	Name	Check #	Date	Amount	Voided	Comments
G0912	GILLIG LLC	83078	9/9/2021	\$0.00	<input checked="" type="checkbox"/>	PARTS
G0912	GILLIG LLC	83079	9/9/2021	\$0.00	<input checked="" type="checkbox"/>	PARTS
G0912	GILLIG LLC	83080	9/9/2021	\$14,543.93		PARTS
G2013	GTT COMMUNICATIONS, INC.	83081	9/9/2021	\$177.88		TELEPHONE/LONG DIST SRVC
H0502	MARY MARGARET SCHOEP	83082	9/9/2021	\$135.40		EXPENSE REIMBURSEMENT
H0502	MARY MARGARET SCHOEP	83161	9/30/2021	\$1,045.00		EXPENSE REIMBURSEMENT
I1300	IML SECURITY SUPPLY	83083	9/9/2021	\$89.32		SUPPLIES
I1414	IRON MOUNTAIN, INC.	83136	9/22/2021	\$266.95		SHREDDING SERVICES
I1414	IRON MOUNTAIN, INC.	83162	9/30/2021	\$100.06		SHREDDING SERVICES
K0511	KELLY CLEANING & SUPPLS, INC.	83084	9/9/2021	\$3,306.00		JANITORIAL SERVICES
K0915	KIMBALL MIDWEST	83085	9/9/2021	\$830.78		PARTS
K0915	KIMBALL MIDWEST	83163	9/30/2021	\$377.33		PARTS
L0520	LETTER PUBLICATIONS	83086	9/9/2021	\$299.00		ADA MAG SUBSCRIPTIONS
L0906	LIGHTGABLER	83137	9/22/2021	\$3,712.50		LEGAL SERVICES
L0909	LIFT OFF, LLC	83138	9/22/2021	\$420.00		IT SOFTWARE
L1527	LOWE'S	83087	9/9/2021	\$888.00		SUPPLIES
M0104	MACVALLEY OIL COMPANY	83088	9/9/2021	\$1,605.45		FUEL
M0104	MACVALLEY OIL COMPANY	83139	9/22/2021	\$475.56		FUEL
M1520	MOTION INDUSTRIES, INC.	83089	9/9/2021	\$1,449.17		SUPPLIES
M2116	MUNCIE RECLAMATION AND SUPPLY COMPANY	83090	9/9/2021	\$0.00	<input checked="" type="checkbox"/>	PARTS
M2116	MUNCIE RECLAMATION AND SUPPLY COMPANY	83091	9/9/2021	\$1,074.93		PARTS
M2220	MV TRANSPORTATION, INC.	83092	9/9/2021	\$197,419.69		GCT ACCESS SERVICE
N0132	NATURAL GREEN LANDSCAPE INC.	83093	9/9/2021	\$4,266.00		LANDSCAPING SERVICES
N0529	THE AFTERMARKET PARTS COMPANY, LLC	83094	9/9/2021	\$0.00	<input checked="" type="checkbox"/>	PARTS/BUSES
N0529	THE AFTERMARKET PARTS COMPANY, LLC	83095	9/9/2021	\$0.00	<input checked="" type="checkbox"/>	PARTS/BUSES
N0529	THE AFTERMARKET PARTS COMPANY, LLC	83096	9/9/2021	\$0.00	<input checked="" type="checkbox"/>	PARTS/BUSES
N0529	THE AFTERMARKET PARTS COMPANY, LLC	83097	9/9/2021	\$19,053.09		PARTS/BUSES
O1805	FIRST CALL AUTO PARTS	83099	9/9/2021	\$351.31		PARTS
O2402	VENTURA COUNTY AUTO SUPPLY	83100	9/9/2021	\$0.00	<input checked="" type="checkbox"/>	PARTS
O2402	VENTURA COUNTY AUTO SUPPLY	83101	9/9/2021	\$510.66		PARTS
O2414	CITY OF OXNARD	83140	9/22/2021	\$0.00	<input checked="" type="checkbox"/>	UTILITIES/TRASH
O2414	CITY OF OXNARD	83141	9/22/2021	\$0.00	<input checked="" type="checkbox"/>	UTILITIES/TRASH
O2414	CITY OF OXNARD	83142	9/22/2021	\$0.00	<input checked="" type="checkbox"/>	UTILITIES/TRASH
O2414	CITY OF OXNARD	83143	9/22/2021	\$7,270.32		UTILITIES/TRASH
O2429	CITY OF OXNARD FIRE/CUPA	83102	9/9/2021	\$65.00		CUPA INPECTION
P0119	PARKHOUSE TIRE, INC.	83103	9/9/2021	\$0.00	<input checked="" type="checkbox"/>	TIRES
P0119	PARKHOUSE TIRE, INC.	83104	9/9/2021	\$10,684.71		TIRES
P0119	PARKHOUSE TIRE, INC.	83144	9/22/2021	\$4,985.45		TIRES
P1601	PLATINUM TOW AND TRANSPORT INC.	83105	9/9/2021	\$810.00		TOWING SERVICES
P1602	PLEXUS GLOBAL	83106	9/9/2021	\$387.25		BACKGRND/DRUG SCREENING
P1807	PREFERRED BENEFIT INSURANCE	83145	9/22/2021	\$0.00	<input checked="" type="checkbox"/>	DENTAL PREMIUMS
P1807	PREFERRED BENEFIT INSURANCE	83146	9/22/2021	\$10,178.80		DENTAL PREMIUMS
P1821	PROFORMA	83107	9/9/2021	\$1,310.19		ADVERTISING SERVICES
P1823	PRODUCTIVE SOLUTIONS	83108	9/9/2021	\$3,525.00		POS MACHINE SUPPLIES
R0126	RAYNE WATER CONDITIONING	83147	9/22/2021	\$211.80		WATER COOLER BREAK ROOM
R0913	RINGLEADER, INC	83148	9/22/2021	\$379.78		TELEPHONE/LONG DIST SRVC

Vendor #	Name	Check #	Date	Amount	Voided	Comments
R1400	ACCOMTEMP A ROBERT HALF COMPANY	83109	9/9/2021	\$4,800.00		TEMPORARY HELP
R2102	RUBBER NECK SIGNS	83110	9/9/2021	\$1,800.06		SERVICES
S0107	SAFETY-KLEEN SYSTEMS, INC.	83111	9/9/2021	\$809.10		SOLVENT TANK FLUID
S0128	SAFETY VISION	83112	9/9/2021	\$460.49		BUS SECURITY SYSTEM
S0518	SERVICE EMPLOYEES INT'L UNION LOCAL #721	83050	9/3/2021	\$0.00	<input checked="" type="checkbox"/>	P/R DEDUCTION
S0518	SERVICE EMPLOYEES INT'L UNION LOCAL #721	83051	9/3/2021	\$16,869.06		P/R DEDUCTION
S2000	STAPLES ADVANTAGE	83113	9/9/2021	\$0.00	<input checked="" type="checkbox"/>	OFFICE SUPPLIES
S2000	STAPLES ADVANTAGE	83114	9/9/2021	\$748.24		OFFICE SUPPLIES
S2102	DEPT OF TOXIC SUBSTANCES CONTROL	83149	9/22/2021	\$7.50		FILING FEE
S2119	SUPERIOR SANITARY SUPPLIES	83115	9/9/2021	\$0.00	<input checked="" type="checkbox"/>	SUPPLIES
S2119	SUPERIOR SANITARY SUPPLIES	83116	9/9/2021	\$3,733.01		SUPPLIES
S2126	SUPERIOR PRINTING & GRAPHICS, INC	83117	9/9/2021	\$300.70		PRINTING SERVICES
S2126	SUPERIOR PRINTING & GRAPHICS, INC	83150	9/22/2021	\$655.51		PRINTING SERVICES
T0415	3D OF OXNARD SUPPLY	83118	9/9/2021	\$382.36		SUPPLIES
T0503	TEAMSTERS LOCAL 186	83164	9/30/2021	\$1,160.00		PAYROLL DEDUCTION
T0515	TELENET VOIP, INC.	83151	9/22/2021	\$885.00		MONITORING
T0810	THINK INK	83119	9/9/2021	\$809.00		TONER
T0817	THOMAS LINCOLN	83127	9/13/2021	\$774.75		TRAINING
T1506	GREG'S PETROLEUM SERVICE, INC	83120	9/9/2021	\$6,688.53		OIL SUPPLIER
T1910	TST PRIVATE SECURITY	83121	9/9/2021	\$21,840.12		SECURITY SERVICES
U12C8	UNIVERSITY OF THE PACIFIC	83122	9/9/2021	\$1,245.00		TRAINING
U1423	UNITED WAY OF VENTURA CO.	83165	9/30/2021	\$230.00		P/R DEDUCTION
U1902	U.S. BANK	83123	9/9/2021	\$9,746.50		CALCARD PAYMENT
V04A8	VALINTINA AVILLA	83049	9/3/2021	\$1,728.22		
V0602	COUNTY OF VENTURA - IT SVCS. DEPT.	83124	9/9/2021	\$378.00		REPEATER SITE RENTAL
V0908	VERONICA NAVARRO	83098	9/9/2021	\$800.00		EXPENSE REIMBURSEMENT
V1525	VOYAGER	83125	9/9/2021	\$320.41		CNG FUEL FOR ACCESS
V1809	VERIZON	83126	9/9/2021	\$1,024.94		PHONE SRVC-CSC
W1519	WORLDNET COMMUNICATION SERVICES INC.	83152	9/22/2021	\$10.89		TELEPHONE/LONG DIST SRVC

**Total: \$540,251.87**



Item #2

**DATE** January 5, 2022  
**TO** GCTD Board of Directors  
**FROM** Dawn Perkins, Director of Finance *alp*  
**SUBJECT** Consider the Approval of Expenditures for the Month of October 2021

---

Attached is a list of expenditures for the month of October 2021 from the various GCTD Accounts.

If any member of the Board wishes to review a particular item, please contact me to have the necessary documentation on hand for the meeting.

**Attachments:**

Accounts Payable Disbursement List – October 2021

**GENERAL MANAGER CONCURRENCE**

A handwritten signature in blue ink that reads 'Steven P. Brown'.

---

Steven P. Brown  
General Manager

**GOLD COAST TRANSIT DISTRICT**

CITY OF OJAI | CITY OF OXNARD | CITY OF PORT HUENEME | CITY OF VENTURA | COUNTY OF VENTURA  
1901 AUTO CENTER DRIVE, OXNARD, CA 93036-7966 | P 805.483.3959 | F 805.487.0925 | GCTD.ORG

# Accounts Payable Disbursement List

Vendor #	Name	Check #	Date	Amount	Voided	Comments
T0415	3D OF OXNARD SUPPLY	83219	10/11/2021	\$349.48		SUPPLIES
T0415	3D OF OXNARD SUPPLY	83278	10/20/2021	\$454.41		SUPPLIES
R1400	ACCOMTEMP S A ROBERT HALF COMPANY	83272	10/20/2021	\$24,040.50		TEMPORARY HELP
A0109	AFFORDABLE AUTO GLASS	83166	10/11/2021	\$200.00		AUTO GLASS REPAIR
A1308	AMERICAN MOVING PARTS	83230	10/20/2021	\$3,650.39		PARTS
A1305	AMERICAN PLASTICS CORP	83168	10/11/2021	\$1,239.99		PARTS
A1801	ARAMARK UNIFORM & CAREER APPAREL GROUP	83169	10/11/2021	\$654.66		UNIFORMS
A1900	ASBURY ENVIRONMENTAL SERVICES	83170	10/11/2021	\$65.00		HAZMAT DISPOSAL SERVICES
A1920	ASSURANT EMPLOYEE BENEFITS	83231	10/20/2021	\$1,684.18		DENTAL PREMIUMS
A2020	AT&T	83171	10/11/2021	\$351.73		TELEPHONE SRV
A2020	AT&T	83232	10/20/2021	\$355.35		TELEPHONE SRV
B0211	BEST BEST & KRIEGER LLP	83233	10/20/2021	\$315.00		GENERAL COUNSEL SERVICE
B1811	BRIAN BYRNE	83175	10/11/2021	\$364.46		EXPENSE REIMBURSEMENT
C0113	CALTIP	83176	10/11/2021	\$221,122.31		LIABILITY INSURANCE
C0148	CATTLIDGE, WILL	83177	10/11/2021	\$1,351.51		EMPLOYEE REIMBURSEMENT
C0148	CATTLIDGE, WILL	83235	10/20/2021	\$79.10		EMPLOYEE REIMBURSEMENT
C0306	CENTRAL CALIFORNIA FLUID SYSTEM TECHNOLO	83236	10/20/2021	\$466.72		SERVICES
C0517	CENTRAL COURIER LLC	83178	10/11/2021	\$69.11		DELIVERY SRVC BUS BOOKS
C0922	CITI CARDS	83179	10/11/2021	\$1,766.76		OFFICE SUPPLIES
O2413	CITY OF OXNARD	83256	10/20/2021	\$1,270.80		UTILITIES/TRASH
O2414	CITY OF OXNARD	83257	10/20/2021	\$0.00	<input checked="" type="checkbox"/>	UTILITIES/TRASH
O2414	CITY OF OXNARD	83258	10/20/2021	\$0.00	<input checked="" type="checkbox"/>	UTILITIES/TRASH
O2414	CITY OF OXNARD	83259	10/20/2021	\$2,503.21		UTILITIES/TRASH
V0501	COUNTY OF VENTURA - IT SVCS. DEPT.	83225	10/11/2021	\$189.00		REPEATER SITE RENTAL
C1903	CSAC EXCESS INSURANCE	83180	10/11/2021	\$0.00	<input checked="" type="checkbox"/>	LONG TERM DISABILITY PREMIUMS
C1903	CSAC EXCESS INSURANCE	83181	10/11/2021	\$0.00	<input checked="" type="checkbox"/>	LONG TERM DISABILITY PREMIUMS
C1903	CSAC EXCESS INSURANCE	83182	10/11/2021	\$298,116.96		LONG TERM DISABILITY PREMIUMS
C1904	CSAC EXCESS INSURANCE AUTHORITY	83183	10/11/2021	\$4,742.92		LONG TERM DISABILITY PREMIUMS
C1904	CSAC EXCESS INSURANCE AUTHORITY	83238	10/20/2021	\$0.00	<input checked="" type="checkbox"/>	LONG TERM DISABILITY PREMIUMS
C1904	CSAC EXCESS INSURANCE AUTHORITY	83239	10/20/2021	\$0.00		LONG TERM DISABILITY PREMIUMS
C1904	CSAC EXCESS INSURANCE AUTHORITY	83240	10/20/2021	\$15,450.78		LONG TERM DISABILITY PREMIUMS
C2115	CUMMINS PACIFIC LLC	83184	10/11/2021	\$7,990.53		PARTS
C2115	CUMMINS PACIFIC LLC	83241	10/20/2021	\$859.97		PARTS
D0528	DEPT. OF MOTOR VEHICLES	83229	10/12/2021	\$0.00	<input checked="" type="checkbox"/>	
D2515	DYER SHEEHAN GROUP, INC.	83187	10/11/2021	\$8,485.00		REDEVELOPMENT CONSULTING
E0409	EDISON CO.	83242	10/20/2021	\$1,674.57		ELECTRICAL POWER
A1219	ERICH KREIG	83167	10/11/2021	\$485.00		SERV
F0505	FEDERAL EXPRESS CORP.	83188	10/11/2021	\$97.14		MAIL SERVICES
F1221	FLUID NETWORKS	83189	10/11/2021	\$55.80		SERVICES
F1814	FROG ENVIRONMENTAL, INC.	83243	10/20/2021	\$575.00		ENVIRONMENTAL ASSESSMENT
F1815	FRONTIER COMMUNICATIONS	83244	10/20/2021	\$1,268.37		INTERNET PRVDER-PTSIT CNTR
G0912	GILLIG LLC	83192	10/11/2021	\$0.00	<input checked="" type="checkbox"/>	PARTS
G0912	GILLIG LLC	83193	10/11/2021	\$0.00	<input checked="" type="checkbox"/>	PARTS
G0912	GILLIG LLC	83194	10/11/2021	\$2,904.20		PARTS
G0912	GILLIG LLC	83246	10/20/2021	\$1,018.79		PARTS
G1801	GRAINGER	83247	10/20/2021	\$176.16		MISC PARTS/SUPPLIES
T1506	GREG'S PETROLEUM SERVICE, INC	83221	10/11/2021	\$4,224.15		OIL SUPPLIER
T1506	GREG'S PETROLEUM SERVICE, INC	83281	10/20/2021	\$1,109.46		OIL SUPPLIER

Vendor #	Name	Check #	Date	Amount	Voided	Comments
G2013	GTT COMMUNICATIONS, INC.	83195	10/11/2021	\$176.84		TELEPHONE/LONG DISTANCE SRVC
I1423	INTERSTATE BATTERIES	83196	10/11/2021	\$584.90		BATTERIES
I1423	INTERSTATE BATTERIES	83248	10/20/2021	\$701.88		BATTERIES
K0511	KELLY CLEANING & SUPPLS, INC.	83197	10/11/2021	\$3,306.00		JANITORIAL SERVICES
K0915	KIMBALL MIDWEST	83198	10/11/2021	\$703.33		PARTS
K0915	KIMBALL MIDWEST	83249	10/20/2021	\$655.15		PARTS
L0523	LEWIS BRISBOIS BISGAARD & SMITH LLP	83199	10/11/2021	\$2,663.00		LEGAL SERVICES
L0908	LIGHTGABLER	83200	10/11/2021	\$2,575.00		LEGAL SERVICES
B0902	LOS ANGELES TRUCK CENTERS, LLC	83172	10/11/2021	\$0.00	<input checked="" type="checkbox"/>	PARTS/SERVICES
B0902	LOS ANGELES TRUCK CENTERS, LLC	83173	10/11/2021	\$0.00	<input checked="" type="checkbox"/>	PARTS/SERVICES
B0902	LOS ANGELES TRUCK CENTERS, LLC	83174	10/11/2021	\$4,099.70		PARTS/SERVICES
B0902	LOS ANGELES TRUCK CENTERS, LLC	83234	10/20/2021	\$739.92		PARTS/SERVICES
M0104	MACVALLEY OIL COMPANY	83250	10/20/2021	\$1,754.98		FUEL
M1501	MOBILE CREATE USA, INC.	83201	10/11/2021	\$1,343.78		2 WAY RADIO EQUIPEMENT
M2116	MUNCIE RECLAMATION AND SUPPLY COMPANY	83202	10/11/2021	\$350.65		PARTS
M2116	MUNCIE RECLAMATION AND SUPPLY COMPANY	83251	10/20/2021	\$247.68		PARTS
N1903	N/S CORPORATION	83208	10/11/2021	\$504.74		PARTS
N1903	N/S CORPORATION	83254	10/20/2021	\$193.21		PARTS
N0132	NATURAL GREEN LANDSCAPE INC.	83203	10/11/2021	\$4,266.00		LANDSCAPING SERVICES
O1118	OK RADIATOR SHOP INC.	83209	10/11/2021	\$5,059.05		LANDSCAPING SERVICES
P0119	PARKHOUSE TIRE, INC.	83260	10/20/2021	\$0.00	<input checked="" type="checkbox"/>	TIRES
P0119	PARKHOUSE TIRE, INC.	83261	10/20/2021	\$32,159.83		TIRES
P0919	PITNEY BOWES GLOBAL	83262	10/20/2021	\$127.19		POSTAGE MACHINE
P1601	PLATINUM TOW AND TRANSPORT INC.	83212	10/11/2021	\$320.00		TOWING SERVICES
P1601	PLATINUM TOW AND TRANSPORT INC.	83263	10/20/2021	\$320.00		TOWING SERVICES
P1602	PLEXUS GLOBAL	83213	10/11/2021	\$219.00		BACKGRD & DRUG SCREENING
P1807	PREFERRED BENEFIT INSURANCE	83214	10/11/2021	\$0.00	<input checked="" type="checkbox"/>	DENTAL PREMIUMS
P1807	PREFERRED BENEFIT INSURANCE	83215	10/11/2021	\$10,450.50		DENTAL PREMIUMS
P1821	PROFORMA	83265	10/20/2021	\$1,459.21		ADVERTISING SERVICES
Q1900	QC PACIFIC INC.	83266	10/20/2021	\$721.93		CAR WASH CHECMICALS/EQUIPMENT
C2118	R.M. CURTIS - WELDING	83185	10/11/2021	\$80.00		WELDING SERVICES
R0126	RAYNE WATER CONDITIONING	83267	10/20/2021	\$178.80		WATER COOLER BREAK ROOM
R0504	RED WING SHOE STORE	83268	10/20/2021	\$0.00	<input checked="" type="checkbox"/>	SAFETY SHOES
R0504	RED WING SHOE STORE	83269	10/20/2021	\$1,205.22		SAFETY SHOES
R0913	RINGLEADER, INC	83271	10/20/2021	\$378.55		TELEPHONE/LONG DISTANCE SRVC
R0510	ROMAINE ELECTRIC CORPORATION	83270	10/20/2021	\$8,415.27		BUS PARTS
C1544	RUDOLPHO COBOS	83237	10/20/2021	\$175.00		FIRE SUPPRESSION
S0128	SAFETY VISION	83273	10/20/2021	\$1,191.33		BUS SECURITY SYSTEM
S0130	SARA ADLER	83274	10/20/2021	\$1,000.00		
S0917	SINCLAIR SANITARY SUPPLY	83216	10/11/2021	\$1,127.46		SUPPLIES
G0514	SOUTHERN COUNTIES FUELS	83191	10/11/2021	\$3,672.54		FUEL
G0514	SOUTHERN COUNTIES FUELS	83245	10/20/2021	\$3,234.51		FUEL
S2000	STAPLES ADVANTAGE	83217	10/11/2021	\$359.34		OFFICE SUPPLIES
S2000	STAPLES ADVANTAGE	83275	10/20/2021	\$720.55		OFFICE SUPPLIES
S2126	SUPERIOR PRINTING & GRAPHICS, INC	83218	10/11/2021	\$180.26		PRINTING SERVICES
S2126	SUPERIOR PRINTING & GRAPHICS, INC	83277	10/20/2021	\$256.74		PRINTING SERVICES
S2119	SUPERIOR SANITARY SUPPLIES	83276	10/20/2021	\$2,923.49		SUPPLIES
T0503	TEAMSTERS LOCAL 186	83279	10/20/2021	\$1,156.00		PAYROLL DEDUCTION
T0515	TELENET VOIP, INC.	83280	10/20/2021	\$270.00		MONITORING
N0529	THE AFTERMARKET PARTS COMPANY, LLC	83204	10/11/2021	\$0.00	<input checked="" type="checkbox"/>	PARTS/BUSES
N0529	THE AFTERMARKET PARTS COMPANY, LLC	83205	10/11/2021	\$0.00	<input checked="" type="checkbox"/>	PARTS/BUSES
N0529	THE AFTERMARKET PARTS COMPANY, LLC	83206	10/11/2021	\$0.00	<input checked="" type="checkbox"/>	PARTS/BUSES
N0529	THE AFTERMARKET PARTS COMPANY, LLC	83207	10/11/2021	\$9,628.59		PARTS/BUSES

Vendor #	Name	Check #	Date	Amount	Voided	Comments
N0529	THE AFTERMARKET PARTS COMPANY, LLC	83252	10/20/2021	\$0.00	<input checked="" type="checkbox"/>	PARTS/BUSES
N0529	THE AFTERMARKET PARTS COMPANY, LLC	83253	10/20/2021	\$4,255.23		PARTS/BUSES
G0120	THE GAS COMPANY	83190	10/11/2021	\$31,873.23		NATURAL GAS
T0810	THINK INK	83220	10/11/2021	\$791.46		TONER
T1828	TRANSFOR CORPORATION	83282	10/20/2021	\$869.19		PARTS
T1832	TRILLIUM USA COMPANY, LLC	83283	10/20/2021	\$3,877.00		CNG CREDIT/CONSTNG SERVICE
T1910	TST PRIVATE SECURITY	83222	10/11/2021	\$21,770.52		SECURITY SERVICES
U1902	U.S. BANK	83223	10/11/2021	\$11,348.88		CALCARD PAYMENT
V0112	VALLEY POWER SYSTEMS, INC.	83224	10/11/2021	\$609.43		REPAIR PARTS/SERVICE
V0112	VALLEY POWER SYSTEMS, INC.	83284	10/20/2021	\$241.97		REPAIR PARTS/SERVICE
P1800	VANESSA GARCIA	83264	10/20/2021	\$540.00		
O2402	VENTURA COUNTY AUTO SUPPLY	83210	10/11/2021	\$0.00	<input checked="" type="checkbox"/>	PARTS
O2402	VENTURA COUNTY AUTO SUPPLY	83211	10/11/2021	\$1,282.98		PARTS
O2402	VENTURA COUNTY AUTO SUPPLY	83255	10/20/2021	\$107.56		PARTS
V1809	VERIZON	83227	10/11/2021	\$1,110.84		PHONE SRVC-CSC
V1525	VOYAGER	83226	10/11/2021	\$950.66		CNG FUEL FOR ACCESS
D0928	WEX HEALTH, INC.	83186	10/11/2021	\$254.75		FSA ADMINISTRATION FEE
Z0516	ZEP MANUFACTURING CO.	83228	10/11/2021	\$105.96		
<b>Total:</b>				<b>\$803,625.25</b>		



**Item #3**

**DATE** January 5, 2022  
**TO** GCTD Board of Directors  
**FROM** Dawn Perkins, Director of Finance *dlp*  
**SUBJECT** Consider the Approval of the Treasurer's Report for July 2021 and August 2021

---

Following is a recap of GCTD cash, investment and special fund accounts as of July 31, 2021:

**Cash Accounts**

Cash on Hand	Petty Cash	\$ 500.00
Union Bank	General Checking	1,696,079.56
Union Bank	Payroll	55,430.95
Union Bank	Money Market 2	1,037,163.60
State Investment Pool	Local Agency Investment Funds	100,754.07

**Other Investments - Special Capital Reserve Funds**

Ventura County Treasurer	Gold Coast Transit District	5,360,327.47
--------------------------	-----------------------------	--------------

**Special Funds**

Union Bank	Prop 1B / PTMISEA / LCTOP	274,337.71
2017 Certificates of Participation	Payment Fund	4,790.02
2017 Certificates of Participation	Project Fund	287,808.38
2017 Certificates of Participation	Reserve Fund	<u>1,394,005.87</u>

<b>Total Cash and Investments</b>	<b><u>\$ 10,211,197.63</u></b>
-----------------------------------	--------------------------------

Note: County Treasurer's Report of Investments is available for review.

**GOLD COAST TRANSIT DISTRICT**

**Item #3**

**DATE** January 5, 2022  
**TO** GCTD Board of Directors  
**FROM** Dawn Perkins, Director of Finance *dlp*  
**SUBJECT** Consider the Approval of the Treasurer's Report for September 2021

---

Following is a recap of GCTD cash, investment and special fund accounts as of September 30, 2021:

**Cash Accounts**

Petty Cash		\$	500.00
Union Bank			
General		\$	429,427.43
Payroll		\$	66,765.78
Union Bank Money Market 2		\$	2,524,568.76
Local Agency Investment Funds		\$	100,754.07
<b>Total Cash on Hand</b>		\$	<b>3,122,016.04</b>

**Other Investments**

Special Capital Reserve Funds			
Ventura County Treasurer			
Gold Coast Transit District	\$	3,206,107.56	
Member Transit Dist	\$	130,000.00	
Market Valuation of Fund	\$	13,028.87	\$ 3,349,136.43

**Special Funds**

Prop 1B / PTMISEA / LCTOP		\$	274,326.27
2017 Certificates of Participation			
Payment Fund	\$	4,790.06	
Project Fund	\$	287,811.33	
Reserve Fund	\$	1,389,400.54	\$ 1,682,001.93

Note: County Treasurer's Report of Investments is available for review.

**GOLD COAST TRANSIT DISTRICT**

**Item #3**

**DATE** January 5, 2022  
**TO** GCTD Board of Directors  
**FROM** Dawn Perkins, Director of Finance *dlp*  
**SUBJECT** Consider the Approval of the Treasurer's Report for October 2021

---

Following is a recap of GCTD cash, investment and special fund accounts as of October 31, 2021:

**Cash Accounts**

Petty Cash	\$	500.00
Union Bank		
General	\$	484,591.54
Payroll	\$	75,994.35
Union Bank Money Market 2	\$	1,847,071.40
Local Agency Investment Funds	\$	100,754.07
<b>Total Cash on Hand</b>	<b>\$</b>	<b>2,508,911.36</b>

**Other Investments**

Special Capital Reserve Funds		
Ventura County Treasurer		
Gold Coast Transit District	\$	3,206,107.56
Member Transit Dist	\$	130,000.00
Market Valuation of Fund	\$	13,028.87
	\$	3,349,136.43

**Special Funds**

Prop 1B / PTMISEA / LCTOP	\$	274,326.27
2017 Certificates of Participation		
Payment Fund	\$	4,790.08
Project Fund	\$	287,812.75
Reserve Fund	\$	1,383,937.52
	\$	1,676,540.35

Note: County Treasurer's Report of Investments is available for review.

**GOLD COAST TRANSIT DISTRICT**



**DATE** January 5, 2022 **Item #4**

**TO** GCTD Board of Directors

**FROM** Dawn Perkins, Director of Finance *slp*

**SUBJECT** **Consider Approval of Budget Income Statement for the Month Ending July 31, 2021**

---

Attached for the Board's approval is a copy of GCTD's Budget Income Statement covering the period ending July 31, 2021.

Attachment

**GENERAL MANAGER'S CONCURRENCE**

---

Steven P. Brown  
General Manager

**GOLD COAST TRANSIT DISTRICT**

CITY OF OJAI | CITY OF OXNARD | CITY OF PORT HUENEME | CITY OF VENTURA | COUNTY OF VENTURA  
1901 AUTO CENTER DRIVE, OXNARD, CA 93036-7966 | P 805.483.3959 | F 805.487.0925 | GCTD.ORG

**GOLD COAST TRANSIT DISTRICT  
MONTHLY BUDGET INCOME STATEMENT  
For One (1) Month Ending July 31, 2021**

Item # 4

<b>Operating Budget</b>	<b>Adopted Budget</b>	<b>Year-to-Date</b>	<b>Percent of Budget Used</b>
<b>Revenues:</b>			
Passenger Fares	\$ 2,870,124	\$ 184,188	6.4%
Non-Operating Revenues	\$ 788,000	\$ 149,129	18.9%
State Assistance	\$ 244,722	\$ -	0.0%
Local Assistance	\$ 16,466,666	-	0.0%
Federal Demo Projects	\$ 783,154	-	0.0%
Federal Assistance	\$ 7,638,656	41,543	0.5%
<b>Total Revenues</b>	<b>\$ 28,791,322</b>	<b>\$ 374,860</b>	<b>1.3%</b>
<b>Expenses:</b>			
<b>FUNCTIONAL CATEGORIES</b>			
Employee Support	\$ 20,606,491	\$ 1,387,672	6.7%
Service/Supplies - Operational	5,988,703	393,670	6.6%
Service/Supplies - Support	2,196,127	600,546	27.3%
<b>Total, Functional Categories</b>	<b>\$ 28,791,321</b>	<b>\$ 2,381,889</b>	<b>8.3%</b>
<b>OPERATIONAL CATEGORIES</b>			
Fixed Route	\$ 14,722,461	\$ 942,244	6.4%
Maintenance	3,264,685	322,091	9.9%
Administration	4,844,311	800,835	16.5%
Planning and Marketing/Paratransit	5,959,864	316,718	5.3%
<b>Total, Operational Categories</b>	<b>\$ 28,791,321</b>	<b>\$ 2,381,888</b>	<b>8.3%</b>
<b>Excess or (Deficit)</b>	<b>\$ -</b>	<b>\$ (2,007,029)</b>	



**DATE**

**Item #4**

**TO** January 5, 2022

**FROM** Dawn Perkins, Director of Finance *slp*

**SUBJECT** Consider Approval of Budget Income Statement for the Month Ending August 31, 2021

---

Attached for the Board's approval is a copy of GCTD's Budget Income Statement covering the period ending August 31, 2021.

Attachment

**GENERAL MANAGER'S CONCURRENCE**

---

Steven P. Brown  
General Manager

**GOLD COAST TRANSIT DISTRICT**

CITY OF OJAI | CITY OF OXNARD | CITY OF PORT HUENEME | CITY OF VENTURA | COUNTY OF VENTURA  
1901 AUTO CENTER DRIVE, OXNARD, CA 93036-7966 | P 805.483.3959 | F 805.487.0925 | GCTD.ORG

**GOLD COAST TRANSIT DISTRICT  
MONTHLY BUDGET INCOME STATEMENT  
For Two (2) Months Ending August 31, 2021**

**Item # 4**

<b>Operating Budget</b>	<b>Adopted Budget</b>	<b>Year-to-Date</b>	<b>Percent of Budget Used</b>
<b>Revenues:</b>			
Passenger Fares	\$ 2,870,124	\$ 288,757	10.1%
Non-Operating Revenues	\$ 788,000	\$ 155,962	19.8%
State Assistance	\$ 244,722	\$ -	0.0%
Local Assistance	\$ 16,466,666	-	0.0%
Federal Demo Projects	\$ 783,154	-	0.0%
Federal Assistance	\$ 7,638,656	135,685	1.8%
<b>Total Revenues</b>	<b>\$ 28,791,322</b>	<b>\$ 580,404</b>	<b>2.0%</b>
<b>Expenses:</b>			
<b>FUNCTIONAL CATEGORIES</b>			
Employee Support	\$ 20,606,491	\$ 2,962,133	14.4%
Service/Supplies - Operational	5,988,703	788,547	13.2%
Service/Supplies - Support	2,196,127	687,631	31.3%
<b>Total, Functional Categories</b>	<b>\$ 28,791,321</b>	<b>\$ 4,438,311</b>	<b>15.4%</b>
<b>OPERATIONAL CATEGORIES</b>			
Fixed Route	\$ 14,722,461	\$ 2,094,686	14.2%
Maintenance	3,264,685	666,326	20.4%
Administration	4,844,311	1,035,197	21.4%
Planning and Marketing/Paratransit	5,959,864	642,102	10.8%
<b>Total, Operational Categories</b>	<b>\$ 28,791,321</b>	<b>\$ 4,438,311</b>	<b>15.4%</b>



**DATE** January 5, 2022 **Item #4**

**TO** GCTD Board of Directors

**FROM** Dawn Perkins, Director of Finance *slp*

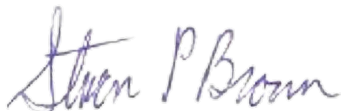
**SUBJECT** **Consider Approval of Budget Income Statement for the Month Ending September 30, 2021**

---

Attached for the Board's approval is a copy of GCTD's Budget Income Statement covering the period ending September 30, 2021.

Attachment

**GENERAL MANAGER'S CONCURRENCE**



---

Steven P. Brown  
General Manager

**GOLD COAST TRANSIT DISTRICT**

**GOLD COAST TRANSIT DISTRICT  
MONTHLY BUDGET INCOME STATEMENT  
For Three (3) Months Ending September 30, 2021**

Item # 4

<b>Operating Budget</b>	<b>Adopted Budget</b>	<b>Year-to-Date</b>	<b>Percent of Budget Used</b>
<b>Revenues:</b>			
Passenger Fares	\$ 2,870,124	\$ 481,226	16.8%
Non-Operating Revenues	\$ 788,000	\$ 335,831	42.6%
State Assistance	\$ 244,722	\$ -	0.0%
Local Assistance	\$ 16,466,666	1,295,917	7.9%
Federal Demo Projects	\$ 783,154	-	0.0%
Federal Assistance	\$ 7,638,656	205,918	2.7%
<b>Total Revenues</b>	<b>\$ 28,791,322</b>	<b>\$ 2,318,892</b>	<b>8.1%</b>
<b>Expenses:</b>			
<b>FUNCTIONAL CATEGORIES</b>			
Employee Support	\$ 20,606,491	\$ 4,769,933	23.1%
Service/Supplies - Operational	5,988,703	1,130,754	18.9%
Service/Supplies - Support	2,196,127	811,760	37.0%
<b>Total, Functional Categories</b>	<b>\$ 28,791,321</b>	<b>\$ 6,712,447</b>	<b>23.3%</b>
<b>OPERATIONAL CATEGORIES</b>			
Fixed Route	\$ 14,722,461	\$ 3,403,627	23.1%
Maintenance	3,264,685	972,278	29.8%
Administration	4,844,311	1,364,050	28.2%
Planning and Marketing/Paratransit	5,959,864	972,492	16.3%
<b>Total, Operational Categories</b>	<b>\$ 28,791,321</b>	<b>\$ 6,712,447</b>	<b>23.3%</b>
<b>Excess or (Deficit)</b>	<b>\$ -</b>	<b>\$ (4,393,555)</b>	



**DATE** January 5, 2022 **Item #4**

**TO** GCTD Board of Directors

**FROM** Dawn Perkins, Director of Finance *slp*

**SUBJECT** **Consider Approval of Budget Income Statement for the Month Ending October 31, 2021**

---

Attached for the Board's approval is a copy of GCTD's Budget Income Statement covering the period ending October 31, 2021.

Attachment

**GENERAL MANAGER'S CONCURRENCE**

---

Steven P. Brown  
General Manager

**GOLD COAST TRANSIT DISTRICT**

CITY OF OJAI | CITY OF OXNARD | CITY OF PORT HUENEME | CITY OF VENTURA | COUNTY OF VENTURA  
1901 AUTO CENTER DRIVE, OXNARD, CA 93036-7966 | P 805.483.3959 | F 805.487.0925 | GCTD.ORG

**GOLD COAST TRANSIT DISTRICT**  
**MONTHLY BUDGET INCOME STATEMENT**  
**For Four (4) Months Ending October 31, 2021**

**Item # 4**

<b>Operating Budget</b>	<b>Adopted Budget</b>	<b>Year-to-Date</b>	<b>Percent of Budget Used</b>
<b>Revenues:</b>			
Passenger Fares	\$ 2,870,124	\$ 668,272	23.3%
Non-Operating Revenues	\$ 788,000	\$ 383,276	48.6%
State Assistance	\$ 244,722	\$ -	0.0%
Local Assistance	\$ 16,466,666	2,591,834	15.7%
Federal Demo Projects	\$ 783,154	-	0.0%
Federal Assistance	\$ 7,638,656	205,918	2.7%
<b>Total Revenues</b>	<b>\$ 28,791,322</b>	<b>\$ 3,849,300</b>	<b>13.4%</b>
<b>Expenses:</b>			
<b>FUNCTIONAL CATEGORIES</b>			
Employee Support	\$ 20,606,491	\$ 6,610,196	32.1%
Service/Supplies - Operational	5,988,703	1,192,493	19.9%
Service/Supplies - Support	2,196,127	807,893	36.8%
<b>Total, Functional Categories</b>	<b>\$ 28,791,321</b>	<b>\$ 8,610,583</b>	<b>29.9%</b>
<b>OPERATIONAL CATEGORIES</b>			
Fixed Route	\$ 14,722,461	\$ 4,667,220	31.7%
Maintenance	3,264,685	1,276,380	39.1%
Administration	4,844,311	1,581,140	32.6%
Planning and Marketing/Paratransit	5,959,864	1,085,843	18.2%
<b>Total, Operational Categories</b>	<b>\$ 28,791,321</b>	<b>\$ 8,610,583</b>	<b>29.9%</b>
<b>Excess or (Deficit)</b>	<b>\$ -</b>	<b>\$ (4,761,283)</b>	



**DATE** January 5, 2022 **Item #5**

**TO** GCTD Board of Directors

**FROM** Dawn Perkins, Director of Finance *slp*

**SUBJECT** **Consider Approval of Financial Statements & Schedule of Money Transfers for July 2021**

---

Attached for the Board's approval is a copy of GCTD's Financial Statements and Schedule of Money Transfers covering the period ending July 31, 2021.

Attachments

**GENERAL MANAGER'S CONCURRENCE**

---

Steven P. Brown  
General Manager

**GOLD COAST TRANSIT DISTRICT**

CITY OF OJAI | CITY OF OXNARD | CITY OF PORT HUENEME | CITY OF VENTURA | COUNTY OF VENTURA  
1901 AUTO CENTER DRIVE, OXNARD, CA 93036-7966 | P 805.483.3959 | F 805.487.0925 | GCTD.ORG

# Gold Coast Transit District

## Balance Sheet

Division: 01 Gold Coast Transit District

As of: 12/28/2021

Fiscal Year: 2022 Period: 0 Jul-2021

### ASSETS

#### CASH

TOTAL CASH \$6,933,108.36

#### ACCOUNTS RECEIVABLE

TOTAL ACCOUNTS RECEIVABLE \$4,961,510.02

#### INVENTORY

TOTAL INVENTORY \$582,975.53

#### OTHER CURRENT ASSETS

TOTAL OTHER CURRENT ASSETS \$0.00

#### WORK IN PROCESS

TOTAL WORK IN PROCESS (\$10.00)

#### TANGIBLE TRANSIT PROPERTY

TOTAL TANGIBLE TRANSIT PROPERTY \$96,655,854.86

TOTAL ACCUMULATED DEPRECIATION (\$33,406,232.46)

NET TANGIBLE TRANSIT PROPERTY \$63,249,622.40

#### PARATRANSIT TANGIBLE TRANS PROPERTY

TOTAL PARATRANSIT TANGIBLE PROPERTY \$2,187,548.66

TOTAL ACCUMULATED DEPRECIATION PARATRANSIT PROPERT (\$2,086,154.64)

NET PARATRANSIT TANG PROPERTY \$101,394.02

#### INTANGIBLE ASSETS

TOTAL INTANGIBLE ASSETS \$39,401.32

TOTAL ACCUMULATED DEPRECIATION - INTANGIBLE ASSETS (\$39,401.32)

NET INTANGIBLE ASSETS \$0.00

#### INVESTMENTS

TOTAL INVESTMENTS \$0.00

#### SPECIAL FUNDS

TOTAL SPECIAL FUNDS \$16,112,567.71

#### OTHER ASSETS

TOTAL OTHER ASSETS \$37,374.89

### TOTAL ASSETS

\$91,978,542.93

### LIABILITIES AND CAPITAL

#### ACCOUNTS PAYABLE

TOTAL ACCOUNTS PAYABLE \$371,094.86

#### ACCRUED PAYROLL LIABILITIES

TOTAL ACCRUED PAYROLL LIABILITIES \$1,694,096.67

# Gold Coast Transit District

## Balance Sheet

Fiscal Year: 2022    Period: 0    Jul-2021		Division: 01 Gold Coast Transit District	As of: 12/28/2021
ACCRUED TAX LIABILITIES			
TOTAL ACCRUED TAX LIABILITIES		\$156.54	
OTHER CURRENT LIABILITIES			
TOTAL OTHER CURRENT LIABILITIES		\$882,058.90	
LONG-TERM DEBT			
TOTAL LONG TERM DEBT		\$21,948,792.50	
ESTIMATED LIABILITIES			
TOTAL ESTIMATED LIABILITIES		\$13,969,412.00	
DEFERRED CREDITS			
DEFERRED INC - STATE OF GOOD REPAIR			
TOTAL DEFERRED CREDITS		\$6,827,935.66	
TOTAL LIABILITIES			\$45,693,547.13
CAPITAL			
GOVERNMENT ENTITY OWNERSHIP			
TOTAL GOVERNMENT ENTITY OWNERSHIP		\$0.00	
GRANTS AND CAPITAL			
TOTAL GRANTS AND CAPITAL		(\$106,544.51)	
ACCUMULATED EARNINGS			
TOTAL ACCUMULATED EARNINGS		\$46,391,540.31	
TOTAL CAPITAL		\$46,284,995.80	
TOTAL CAPITAL AND LIABILITIES			\$91,978,542.93

# Gold Coast Transit District

## Income Statement

Division: 01 Gold Coast Transit District

As of: 12/28/2021

From Fiscal Year: 2022 Thru Fiscal Year: 2022	From Period 1 Thru Period 1	Jul-2021 Current Period	Jul-2021 Year To Date	
REVENUES				
PASSENGER FARES				
TOTAL PASSENGER FARES		\$184,187.51	49.14%	\$184,187.51 49.14%
SPECIAL TRANSIT FARES				
TOTAL SPECIAL TRANSIT FARES		\$0.00	0.00%	\$0.00 0.00%
AUXILIARY TRANSPORTATION REVENUE				
TOTAL AUXILIARY TRANS REVENUES		\$12,833.75	3.42%	\$12,833.75 3.42%
NONTRANSPORTATION REVENUES				
TOTAL NONTRANSPORTATION REVENUES		\$136,295.65	36.36%	\$136,295.65 36.36%
LOCAL GRANTS AND REIMBURSEMENTS				
TOTAL LOCAL GRANTS & REIMB		\$0.00	0.00%	\$0.00 0.00%
STATE GRANTS AND REIMBURSEMENTS				
TOTAL STATE GRANTS & REIMB		\$0.00	0.00%	\$0.00 0.00%
FEDERAL GRANTS AND REIMBURSEMENT				
TOTAL FEDERAL GRANTS & REIMBURSEMENTS		\$41,543.00	11.08%	\$41,543.00 11.08%
DEPRECIATION OFFSET				
TOTAL DEPRECIATION OFFSET		\$0.00	0.00%	\$0.00 0.00%
TOTAL REVENUES		\$374,859.91	100.00%	\$374,859.91 100.00%
EXPENSES				
LABOR				
TOTAL LABOR		\$647,421.00	27.18%	\$647,421.00 27.18%
FRINGE BENEFITS				
TOTAL FRINGE BENEFITS		\$649,039.28	27.25%	\$649,039.28 27.25%
SERVICES				
TOTAL SERVICES		\$890,604.94	37.39%	\$890,604.94 37.39%
MATERIALS AND SUPPLIES				
TOTAL MATERIALS AND SUPPLIES		\$115,541.63	4.85%	\$115,541.63 4.85%
UTILITIES				
TOTAL UTILITIES		\$31,501.06	1.32%	\$31,501.06 1.32%
CASUALTY AND LIABILITY COSTS				
TOTAL CASUALTY AND LIABILITY		\$9,531.46	0.40%	\$9,531.46 0.40%
FUEL TAXES				
TOTAL FUEL TAXES		\$0.00	0.00%	\$0.00 0.00%

# Gold Coast Transit District

## Income Statement

Division: 01 Gold Coast Transit District

As of: 12/28/2021

From Fiscal Year: 2022 Thru Fiscal Year: 2022	From Period 1 Thru Period 1	Jul-2021 Current Period		Jul-2021 Year To Date	
MISCELLANEOUS EXPENSE					
TOTAL MISCELLANEOUS EXPENSE		\$23,026.28	0.97%	\$23,026.28	0.97%
INTEREST EXPENSE					
TOTAL INTEREST EXPENSE		\$12,384.00	0.52%	\$12,384.00	0.52%
LEASES					
TOTAL LEASES		\$1,037.42	0.04%	\$1,037.42	0.04%
TANGIBLE DEPN AND AMORTIZATION					
TOTAL TRANSIT DEPN & AMORT		\$0.00	0.00%	\$0.00	0.00%
PARATRANSIT DEPRECIATION & AMORT					
TOTAL PARA DEPN & AMORT.		\$0.00	0.00%	\$0.00	0.00%
INTANGIBLE ASSETS DEPN & AMORT					
TOTAL INT'BLE ASSETS DEPN & AMORT		\$0.00	0.00%	\$0.00	0.00%
MISCELLANEOUS FEES					
TOTAL MISCELLANEOUS FEES		\$1,801.91	0.08%	\$1,801.91	0.08%
DEBT SERVICE EXPENSE					
TOTAL DEBT SERVICE EXPENSE		\$0.00	0.00%	\$0.00	0.00%
CONTINGENCY					
TOTAL CONTINGENCY		\$0.00	0.00%	\$0.00	0.00%
TOTAL EXPENSES		\$2,381,888.98	100.00%	\$2,381,888.98	100.00%
PROFIT/LOSS		(\$2,007,029.07)	-84.26%	(\$2,007,029.07)	-84.26%

**Gold Coast Transit District**  
**Payroll Information**

<b>Pay Date</b>	<b>Period End</b>	<b>Gross Earnings</b>	<b>Direct Deposits</b>	<b>Net Pay</b>	<b>Payroll Tax EFTs</b>	<b>Non-tax Deductions</b>
2-Jul-21	26-Jun-21	\$ 453,514.43	\$ 315,218.27	\$ 3,833.03	\$ 70,553.21	\$ 70,173.20
5-Jul-21	10-Jul-21	\$ 1,599.18	\$ -	\$ 1,336.97	\$ 190.97	\$ 94.42
7-Jul-21	10-Jul-21	\$ 404.97	\$ -	\$ 394.24	\$ 16.60	\$ -
16-Jul-21	10-Jul-21	\$ 444,924.36	\$ 304,214.68	\$ 10,745.89	\$ 69,085.85	\$ 67,554.86
19-Jul-21	24-Jul-21	\$ 98.54	\$ -	\$ 89.28	\$ 4.04	\$ 6.65
23-Jul-21	24-Jul-21	\$ 2,781.89	\$ -	\$ 2,349.93	\$ 153.24	\$ 316.89
30-Jul-21	24-Jul-21	\$ 439,976.80	\$ 308,216.18	\$ 2,654.12	\$ 69,104.60	\$ 66,158.84
		<b>\$ 1,343,300.17</b>	<b>\$ 927,649.13</b>	<b>\$ 21,403.46</b>	<b>\$ 209,108.51</b>	<b>\$ 204,304.86</b>

**Gold Coast Transit District  
Schedule of Money Transfers  
For the Month of July 2021**

<b>Date</b>	<b>Description</b>	<b>Accounts</b>		<b>Amount</b>
		<b>From</b>	<b>To</b>	
7/1/2021	Transfer for Payroll & AP	UB Money Market 2	UB General Account	493,931.93
7/1/2021	Transfer for Payroll	UB General Account	UP Payroll Account	325,648.62
7/8/2021	Transfer for AP	UB Money Market 2	UB General Account	1,000,000.00
7/15/2021	Transfer for Payroll & AP	UB Money Market 2	UB General Account	1,109,631.47
7/15/2021	Transfer for Payroll	UB General Account	UP Payroll Account	314,154.74
7/28/2021	Transfer for AP	UB Money Market 2	UB General Account	1,801,157.08
7/29/2021	Transfer for Payroll	UB Money Market 2	UB General Account	474,787.02
7/29/2021	Transfer for Payroll	UB General Account	UP Payroll Account	310,467.62



**DATE** January 5, 2022 **Item #5**

**TO** GCTD Board of Directors

**FROM** Dawn Perkins, Director of Finance *slp*

**SUBJECT** **Consider Approval of Financial Statements & Schedule of Money Transfers for August 2021**

---

Attached for the Board's approval is a copy of GCTD's Financial Statements and Schedule of Money Transfers covering the period ending August 31, 2021.

Attachments

**GENERAL MANAGER'S CONCURRENCE**

---

Steven P. Brown  
General Manager

**GOLD COAST TRANSIT DISTRICT**

CITY OF OJAI | CITY OF OXNARD | CITY OF PORT HUENEME | CITY OF VENTURA | COUNTY OF VENTURA  
1901 AUTO CENTER DRIVE, OXNARD, CA 93036-7966 | P 805.483.3959 | F 805.487.0925 | GCTD.ORG

# Gold Coast Transit District

## Balance Sheet

Division: 01 Gold Coast Transit District

As of: 12/28/2021

Fiscal Year: 2022 Period: 2 Aug-2021

### ASSETS

#### CASH

TOTAL CASH \$1,295,582.43

#### ACCOUNTS RECEIVABLE

TOTAL ACCOUNTS RECEIVABLE \$4,978,232.52

#### INVENTORY

TOTAL INVENTORY \$654,401.25

#### OTHER CURRENT ASSETS

TOTAL OTHER CURRENT ASSETS \$0.00

#### WORK IN PROCESS

TOTAL WORK IN PROCESS (\$10.00)

#### TANGIBLE TRANSIT PROPERTY

TOTAL TANGIBLE TRANSIT PROPERTY \$96,655,854.86

TOTAL ACCUMULATED DEPRECIATION (\$33,406,232.46)

NET TANGIBLE TRANSIT PROPERTY \$63,249,622.40

#### PARATRANSIT TANGIBLE TRANS PROPERTY

TOTAL PARATRANSIT TANGIBLE PROPERTY \$2,187,548.66

TOTAL ACCUMULATED DEPRECIATION PARATRANSIT PROPERT (\$2,086,154.64)

NET PARATRANSIT TANG PROPERTY \$101,394.02

#### INTANGIBLE ASSETS

TOTAL INTANGIBLE ASSETS \$39,401.32

TOTAL ACCUMULATED DEPRECIATION - INTANGIBLE ASSETS (\$39,401.32)

NET INTANGIBLE ASSETS \$0.00

#### INVESTMENTS

TOTAL INVESTMENTS \$0.00

#### SPECIAL FUNDS

TOTAL SPECIAL FUNDS \$15,226,148.91

#### OTHER ASSETS

TOTAL OTHER ASSETS \$1,250,487.98

### TOTAL ASSETS

\$86,755,859.51

### LIABILITIES AND CAPITAL

#### ACCOUNTS PAYABLE

TOTAL ACCOUNTS PAYABLE \$133,323.68

#### ACCRUED PAYROLL LIABILITIES

TOTAL ACCRUED PAYROLL LIABILITIES \$1,457,273.50

# Gold Coast Transit District

## Balance Sheet

Division: 01 Gold Coast Transit District

As of: 12/28/2021

Fiscal Year: 2022 Period: 2 Aug-2021

ACCRUED TAX LIABILITIES		
TOTAL ACCRUED TAX LIABILITIES	\$318.66	
OTHER CURRENT LIABILITIES		
TOTAL OTHER CURRENT LIABILITIES	\$882,058.90	
LONG-TERM DEBT		
TOTAL LONG TERM DEBT	\$21,058,448.75	
ESTIMATED LIABILITIES		
TOTAL ESTIMATED LIABILITIES	\$13,969,412.00	
DEFERRED CREDITS		
DEFERRED INC - STATE OF GOOD REPAIR		
TOTAL DEFERRED CREDITS	\$6,827,935.66	
TOTAL LIABILITIES		\$44,328,771.15
CAPITAL		
GOVERNMENT ENTITY OWNERSHIP		
TOTAL GOVERNMENT ENTITY OWNERSHIP	\$0.00	
GRANTS AND CAPITAL		
TOTAL GRANTS AND CAPITAL	(\$106,544.51)	
ACCUMULATED EARNINGS		
TOTAL ACCUMULATED EARNINGS	\$42,533,632.87	
TOTAL CAPITAL	\$42,427,088.36	
TOTAL CAPITAL AND LIABILITIES		\$86,755,859.51

# Gold Coast Transit District

## Income Statement

Division: 01 Gold Coast Transit District			As of: 12/28/2021	
From Fiscal Year: 2022 Thru Fiscal Year: 2022	From Period 2 Thru Period 2	Aug-2021 Current Period	Jul-2021 Aug-2021 Year To Date	
REVENUES				
PASSENGER FARES				
TOTAL PASSENGER FARES		\$104,569.54	50.87%	\$288,757.05 49.75%
SPECIAL TRANSIT FARES				
TOTAL SPECIAL TRANSIT FARES		\$0.00	0.00%	\$0.00 0.00%
AUXILIARY TRANSPORTATION REVENUE				
TOTAL AUXILIARY TRANS REVENUES		\$7,143.75	3.48%	\$19,977.50 3.44%
NONTRANSPORTATION REVENUES				
TOTAL NONTRANSPORTATION REVENUES		(\$310.86)	-0.15%	\$135,984.79 23.43%
LOCAL GRANTS AND REIMBURSEMENTS				
TOTAL LOCAL GRANTS & REIMB		\$0.00	0.00%	\$0.00 0.00%
STATE GRANTS AND REIMBURSEMENTS				
TOTAL STATE GRANTS & REIMB		\$0.00	0.00%	\$0.00 0.00%
FEDERAL GRANTS AND REIMBURSEMENT				
TOTAL FEDERAL GRANTS & REIMBURSEMENTS		\$94,142.00	45.80%	\$135,685.00 23.38%
DEPRECIATION OFFSET				
TOTAL DEPRECIATION OFFSET		\$0.00	0.00%	\$0.00 0.00%
TOTAL REVENUES		\$205,544.43	100.00%	\$580,404.34 100.00%
EXPENSES				
LABOR				
TOTAL LABOR		\$847,125.12	41.19%	\$1,494,546.12 33.67%
FRINGE BENEFITS				
TOTAL FRINGE BENEFITS		\$690,687.01	33.59%	\$1,339,726.29 30.19%
SERVICES				
TOTAL SERVICES		\$295,710.87	14.38%	\$1,186,315.81 26.73%
MATERIALS AND SUPPLIES				
TOTAL MATERIALS AND SUPPLIES		\$148,874.58	7.24%	\$264,416.21 5.96%
UTILITIES				
TOTAL UTILITIES		\$29,750.69	1.45%	\$61,251.75 1.38%
CASUALTY AND LIABILITY COSTS				
TOTAL CASUALTY AND LIABILITY		\$10,396.90	0.51%	\$19,928.36 0.45%
FUEL TAXES				
TOTAL FUEL TAXES		\$0.00	0.00%	\$0.00 0.00%

# Gold Coast Transit District

## Income Statement

		Division: 01 Gold Coast Transit District		As of: 12/28/2021	
From Fiscal Year: 2022	From Period 2	Aug-2021		Jul-2021	
Thru Fiscal Year: 2022	Thru Period 2	Current Period		Aug-2021	
				Year To Date	
MISCELLANEOUS EXPENSE					
TOTAL MISCELLANEOUS EXPENSE		\$23,680.99	1.15%	\$46,707.27	1.05%
INTEREST EXPENSE					
TOTAL INTEREST EXPENSE		\$6,378.17	0.31%	\$18,762.17	0.42%
LEASES					
TOTAL LEASES		\$2,074.84	0.10%	\$3,112.26	0.07%
TANGIBLE DEPN AND AMORTIZATION					
TOTAL TRANSIT DEPN & AMORT		\$0.00	0.00%	\$0.00	0.00%
PARATRANSIT DEPRECIATION & AMORT					
TOTAL PARA DEPN & AMORT.		\$0.00	0.00%	\$0.00	0.00%
INTANGIBLE ASSETS DEPN & AMORT					
TOTAL INT'BLE ASSETS DEPN & AMORT		\$0.00	0.00%	\$0.00	0.00%
MISCELLANEOUS FEES					
TOTAL MISCELLANEOUS FEES		\$1,743.63	0.08%	\$3,545.54	0.08%
DEBT SERVICE EXPENSE					
TOTAL DEBT SERVICE EXPENSE		\$0.00	0.00%	\$0.00	0.00%
CONTINGENCY					
TOTAL CONTINGENCY		\$0.00	0.00%	\$0.00	0.00%
TOTAL EXPENSES		\$2,056,422.80	100.00%	\$4,438,311.78	100.00%
PROFIT/LOSS		(\$1,850,878.37)	-90.00%	(\$3,857,907.44)	-86.92%

**Gold Coast Transit District**  
**Payroll Information**

<b>Pay Date</b>	<b>Period End</b>	<b>Gross Earnings</b>	<b>Direct Deposits</b>	<b>Net Pay</b>	<b>Payroll Tax EFTs</b>	<b>Non-tax Deductions</b>
13-Aug-21	7-Aug-21	\$ 475,158.74	\$ 348,218.80	\$ 3,303.41	\$ 58,067.13	\$ 71,855.44
27-Aug-21	21-Aug-21	\$ 472,846.19	\$ 331,393.16	\$ 5,871.16	\$ 74,718.98	\$ 65,536.95
		<b>\$ 948,004.93</b>	<b>\$ 679,611.96</b>	<b>\$ 9,174.57</b>	<b>\$ 132,786.11</b>	<b>\$ 137,392.39</b>

**Gold Coast Transit District  
Schedule of Money Transfers  
For the Month of August 2021**

<b>Date</b>	<b>Description</b>	<b>Accounts</b>		<b>Amount</b>
		<b>From</b>	<b>To</b>	
8/12/2021	Transfer for Payroll	UB General Account	UP Payroll Account	414,082.45
8/12/2021	Transfer for Payroll & AP	UB Money Market 2	UB General Account	753,266.40
8/25/2021	Transfer for Payroll & AP	UB Money Market 2	UB General Account	356,000.00
8/25/2021	Transfer for Payroll	UB General Account	UP Payroll Account	425,499.87



**DATE** January 5, 2022 **Item #5**

**TO** GCTD Board of Directors

**FROM** Dawn Perkins, Director of Finance *slp*

**SUBJECT** **Consider Approval of Financial Statements & Schedule of Money Transfers for September 2021**

---

Attached for the Board's approval is a copy of GCTD's Financial Statements and Schedule of Money Transfers covering the period ending September 30, 2021.

Attachments

**GENERAL MANAGER'S CONCURRENCE**

---

Steven P. Brown  
General Manager

**GOLD COAST TRANSIT DISTRICT**

CITY OF OJAI | CITY OF OXNARD | CITY OF PORT HUENEME | CITY OF VENTURA | COUNTY OF VENTURA  
1901 AUTO CENTER DRIVE, OXNARD, CA 93036-7966 | P 805.483.3959 | F 805.487.0925 | GCTD.ORG

# Gold Coast Transit District

## Balance Sheet

Division: 01 Gold Coast Transit District

As of: 12/28/2021

Fiscal Year: 2022    Period: 3    Sep-2021

### ASSETS

#### CASH

CASH UNION BANK GENERAL	\$360,564.73	
CASH UNION BANK PAYROLL	\$65,759.35	
CASH SPECIAL DEPOSITS, OTHER	\$0.00	
CASH UNION BANK MONEY MARKET 2	\$2,651,787.76	
CASH ADMINISTRATION - PETTY CASH	\$500.00	
CASH ON HAND	\$175.00	
CASH CERTIFICATE OF DEPOSIT	\$0.00	
CASH STATE AGENCY INVESTMENT	\$100,263.64	
MARKET VALUATION OF STATE AGENCY INVESTMENT	\$490.43	
TOTAL CASH		\$3,179,540.91

#### ACCOUNTS RECEIVABLE

ACCOUNTS RECEIVABLE TRADE	\$36,265.00	
INTEREST RECEIVABLE	\$362.00	
INTEREST RECEIVABLE - RESTRICTED ACCOUNTS	(\$12,418.62)	
RECEIVABLE OTHER	\$185,938.74	
RECEIVABLE STATE	\$0.00	
RECEIVABLE FEDERAL CAP/PLAN.	\$0.00	
RECEIVABLE FEDERAL OPERATIONS	\$4,660,734.00	
RECEIVABLE STATE CAPITAL	\$0.00	
RECEIVABLE OTHER GOVERNMENT AGENCIES	\$107,351.40	
TOTAL ACCOUNTS RECEIVABLE		\$4,978,232.52

#### INVENTORY

MATERIALS/SUPPLIES INVENTORY	\$620,257.09	
MATERIALS/SUPPLIES INVENTORY - GRANTS	\$0.00	
MAT/SUPPLIES CNG STATION - GRANTS	\$0.00	
MATERIALS/SUP INVTRY - CNG STATION	\$5,515.34	
OIL INVENTORY	\$0.00	
LUBE OILS INVENTORY	\$79,199.90	
SYNTHETIC TRANS OIL INVENTORY	\$0.00	
TIRE INVENTORY	\$17,384.91	
EQUIPMENT INVENTORY	\$0.00	
OTHER	\$0.00	
ALLOWANCE INVENTORY DISPOSITION	\$0.00	
TOTAL INVENTORY		\$722,357.24

#### OTHER CURRENT ASSETS

OTHER CURRENT ASSETS	\$0.00	
ADVANCES	\$0.00	
TOTAL OTHER CURRENT ASSETS		\$0.00

#### WORK IN PROCESS

WORK IN PROCESS - CAP PROJECTS	\$0.00	
WORK IN PROCESS - NEW FACILITY	(\$10.00)	
WORK IN PROCESS - NEW FAC, LANDSCAPE & GROUNDS	\$0.00	
WORK IN PROCESS - NEW FAC - COP's INTEREST	\$0.00	
WORK IN PROC - NEW BUSES	\$0.00	
WORK IN PROC - FRB - PROJECTS	\$0.00	
WORK IN PROC - FRB - REPOWER NF BUSES	\$0.00	

# Gold Coast Transit District

## Balance Sheet

Division: 01 Gold Coast Transit District

As of: 12/28/2021

Fiscal Year: 2022    Period: 3    Sep-2021

WORK IN PROC ESS- FRB - REBUILD ENGINES	\$0.00	
WORK IN PROCESS - PARATRANSIT BUSES	\$0.00	
WORK IN PROCESS-VOICE ANNUNCIATOR	\$0.00	
TOTAL WORK IN PROCESS		(\$10.00)
 TANGIBLE TRANSIT PROPERTY		
LAND	\$300,297.43	
LAND - NEW FACILITY	\$8,680,763.00	
BUILDING	\$6,474,667.57	
BUILDING - NEW FACILITY	\$43,543,693.83	
REVENUE VEHICLES	\$31,143,702.15	
OTHER VEHICLES	\$678,373.97	
MAINTENANCE EQUIPMENT	\$1,550,994.83	
OFFICE EQUIPMENT	\$1,090,359.02	
OTHER EQUIPMENT	\$2,916,872.55	
OTC LEASEHOLD IMPROVEMENTS	\$276,130.51	
TOTAL TANGIBLE TRANSIT PROPERTY		\$96,655,854.86
ACCUMULATED DEPRECIATION-BUILDING	\$0.00	
ACCUMULATED DEPRECIATION-FEDERAL	(\$5,562,900.22)	
ACCUMULATED DEPRECIATION-STATE	(\$558,206.27)	
ACCUMULATED DEPRECIATION-LOCAL	(\$2,236,236.85)	
ACCUMULATED DEPRECIATION-OPERATOR	(\$6,404.04)	
ACCUMULATED DEPRECIATION-REVENUE VEHICLES	\$0.00	
ACCUMULATED DEPRECIATION-FEDERAL	(\$17,639,026.19)	
ACCUMULATED DEPRECIATION-STATE	(\$2,103,831.53)	
ACCUMULATED DEPRECIATION-LOCAL	(\$1,628,909.54)	
ACCUMULATED DEPRECIATION-OPERATOR	(\$11,540.73)	
ACCUMULATED DEPRECIATION-OTHER VEHICLES	\$0.00	
ACCUMULATED DEPRECIATION-FEDERAL	(\$355,331.05)	
ACCUMULATED DEPRECIATION-STATE	\$0.00	
ACCUMULATED DEPRECIATION-LOCAL	(\$70,729.89)	
ACCUMULATED DEPRECIATION-OPERATOR	\$0.00	
ACCUMULATED DEPRECIATION-MAINTENANCE EQUIP	\$0.00	
ACCUMULATED DEPRECIATION-FEDERAL	(\$360,711.82)	
ACCUMULATED DEPRECIATION-STATE	(\$87,152.68)	
ACCUMULATED DEPRECIATION-LOCAL	(\$18,166.61)	
ACCUMULATED DEPRECIATION-OPERATOR	(\$5,929.38)	
ACCUMULATED DEPRECIATION-OFFICE EQUIPMENT	\$0.00	
ACCUMULATED DEPRECIATION-FEDERAL	(\$734,952.81)	
ACCUMULATED DEPRECIATION-STATE	(\$183,786.89)	
ACCUMULATED DEPRECIATION-LOCAL	(\$120,559.37)	
ACCUMULATED DEPRECIATION-OPERATOR	\$0.00	
ACCUMULATED DEPRECIATION-OTHER EQUIPMENT	\$0.00	
ACCUMULATED DEPRECIATION-FEDERAL	(\$1,352,692.56)	
ACCUMULATED DEPRECIATION-STATE	(\$118,552.26)	
ACCUMULATED DEPRECIATION-LOCAL	(\$72,242.49)	
ACCUMULATED DEPRECIATION-OPERATOR	(\$13,416.60)	
ACCUMULATED DEPRECIATION-OTC LEASEHOLD IMP	\$0.00	
ACCUMULATED DEPRECIATION-FEDERAL	\$0.00	
ACCUMULATED DEPRECIATION-STATE	(\$56,633.44)	
ACCUMULATED DEPRECIATION-LOCAL	(\$108,319.24)	
ACCUMULATED DEPRECIATION-OPERATOR	\$0.00	
TOTAL ACCUMULATED DEPRECIATION		(\$33,406,232.46)
NET TANGIBLE TRANSIT PROPERTY		\$63,249,622.40

# Gold Coast Transit District

## Balance Sheet

Division: 01 Gold Coast Transit District

As of: 12/28/2021

Fiscal Year: 2022    Period: 3    Sep-2021

PARATRANSIT TANGIBLE TRANS PROPERTY		
PARATRANSIT REVENUE VEHICLES	\$2,019,359.72	
PARATRANSIT OFFICE EQUIPMENT	\$88,637.68	
PARATRANSIT OTHER EQUIPMENT	\$79,551.26	
TOTAL PARATRANSIT TANGIBLE PROPERTY		\$2,187,548.66
ACCUMULATED DEPRECIATION PARATRANSIT REVENUE VEHIC	\$0.00	
ACCUMULATED DEPRECIATION-FEDERAL	\$0.02	
ACCUMULATED DEPRECIATION-STATE	(\$1,869,407.04)	
ACCUMULATED DEPRECIATION-LOCAL	\$0.43	
ACCUMULATED DEPRECIATION-OPERATOR	(\$59,316.87)	
ACCUMULATED DEPRECIATION PARATRANSIT OFF EQUIPMEN.	\$0.00	
ACCUMULATED DEPRECIATION-FEDERAL	(\$19,271.09)	
ACCUMULATED DEPRECIATION-STATE	(\$53,790.83)	
ACCUMULATED DEPRECIATION-LOCAL	(\$4,817.73)	
ACCUMULATED DEPRECIATION-OPERATOR	(\$0.08)	
ACCUMULATED DEPRECIATION PARATRANSIT OTHER EQUIP	\$0.00	
ACCUMULATED DEPRECIATION-FEDERAL	(\$51,213.66)	
ACCUMULATED DEPRECIATION-STATE	(\$15,534.39)	
ACCUMULATED DEPRECIATION-LOCAL	(\$12,803.40)	
ACCUMULATED DEPRECIATION-OPERATOR	\$0.00	
TOTAL ACCUMULATED DEPRECIATION PARATRANSIT PROPERT		(\$2,086,154.64)
NET PARATRANSIT TANG PROPERTY		\$101,394.02
INTANGIBLE ASSETS		
OTHER INTANGIBLE ASSETS	\$39,401.32	
TOTAL INTANGIBLE ASSETS		\$39,401.32
ACCUMULATED DEPRECIATION - OTHER INT ASSETS	\$0.00	
ACCUMULATED DEPRECIATION-FEDERAL	(\$30,268.12)	
ACCUMULATED DEPRECIATION-STATE	\$0.00	
ACCUMULATED DEPRECIATION-LOCAL	(\$9,133.20)	
ACCUMULATED DEPRECIATION-OPERATOR	\$0.00	
TOTAL ACCUMULATED DEPRECIATION - INTANGIBLE ASSETS		(\$39,401.32)
NET INTANGIBLE ASSETS		\$0.00
INVESTMENTS		
OTHER INVESTMENTS	\$0.00	
TOTAL INVESTMENTS		\$0.00
SPECIAL FUNDS		
2017 CERTIFICATES OF PARTICIPATION	\$0.00	
2017 CERTIFICATES OF PARTICIPATION- PAYMT FUND	(\$15,571.06)	
2017 CERTIFICATES OF PARTICIPATION - RESV FUND	\$1,379,699.65	
2017 CERTIFICATES OF PARTICIPAT - COST OF ISS	\$0.00	
SPECIAL FUNDS CAPITAL IMPROVEMENT	\$3,206,107.56	
CAPITAL RESERVE FOR FY 2016	\$0.00	
MEMBER TRANSIT FAC CAPITAL RESERVE	\$130,000.00	
MEMBER TRANS FACILITY CAPITAL RESERVE FY 2016	\$0.00	
MARKET VALUATION OF CAPITAL RESERVE FUND	\$13,028.87	
2017 CERTIFICATES OF PARTICIPATION	\$0.00	
2017 CERTIFICATES OF PARTICIPATION - PROJ FUND	\$287,795.05	
RESTRICTED CASH	\$0.00	
DOR - CONTRIBUTIONS AFTER MD	\$2,112,002.00	
DOR - PENSION RELATED	\$1,253,554.00	
DOR - OPEB CONTRIBUTIONS	\$24,618.00	
DOR - OPEB RELATED	\$2,439.00	

# Gold Coast Transit District

## Balance Sheet

Division: 01 Gold Coast Transit District

As of: 12/28/2021

<b>Fiscal Year: 2022    Period: 3    Sep-2021</b>		
DEFERRED COMPENSATION	\$4,827,536.22	
TOTAL SPECIAL FUNDS		\$13,221,209.29
OTHER ASSETS		
PREPAID INSURANCE	\$141,418.34	
PREPAID EXPENSES	\$894,122.72	
DEPOSITS	\$2,982.00	
SPARE COMPONENTS	\$0.00	
TOTAL OTHER ASSETS		\$1,038,523.06
 TOTAL ASSETS		 \$86,490,869.44
 LIABILITIES AND CAPITAL		
ACCOUNTS PAYABLE		
ACCOUNTS PAYABLE-TRADE	\$186,070.35	
CONTRACT RETENTIONS	\$0.00	
OTHER GOVERNMENT AGENCIES	\$0.00	
MISCELLANEOUS	\$0.00	
TOTAL ACCOUNTS PAYABLE		\$186,070.35
ACCRUED PAYROLL LIABILITIES		
ACCRUED PAYROLL	\$0.00	
WAGES PAYABLE	\$0.00	
PAYROLL TAX LIABILITY-FIT	(\$1,031.95)	
PAYROLL TAX LIABILITY-SIT	(\$366.29)	
PAYROLL TAX LIABILITY-SDI	(\$1,539.64)	
PAYROLL TAX LIABILITY-FICA	(\$1,264.52)	
PAYROLL TAX LIABILITY-MEDICARE	\$889.16	
PAYROLL DEDUCTIONS-PERS	\$0.00	
PAYROLL DEDUCTIONS-EMPLOYEE PERS	(\$20,471.09)	
PAYROLL DEDUCTIONS-EMPLOYEE PERS PEPPRA	\$110,683.72	
PAYROLL DEDUCTIONS-EMPLOYER PERS	\$97,025.96	
PAYROLL DEDUCTIONS-S.BENEFITS	\$3,630.58	
PAYROLL DEDUCTIONS-VCFCU	\$0.00	
PAYROLL DEDUCTIONS-DIRECT DEPOSITS	\$23,069.62	
PAYROLL DEDUCTIONS-OCFCU	\$0.00	
PAYROLL DEDUCTIONS-UNION DUES	\$8,190.25	
PAYROLL DEDUCTIONS-GARNISHMENT	(\$2,453.23)	
PAYROLL DEDUCTIONS-DEFERRED COMPENSATION	(\$4,000.00)	
PAYROLL DEDUCTION - DEFERRED COMP EMPLOYEE LOAN	\$0.00	
PAYROLL DEDUCTIONS-FLEXIBLE BENEFITS	(\$4,280.20)	
PAYROLL DEDUCTIONS-LIFE INSURANCE	\$5,802.04	
PAYROLL DEDUCTIONS-UNION OTHER	\$258.50	
PAYROLL DEDUCTIONS-UN DIIP	\$0.00	
PAYROLL DEDUCTIONS-UNITED WAY	\$0.00	
ACCRUED SICK LEAVE	\$187,275.50	
ACCRUED VACATION/COMP LEAVE	\$783,534.34	
ACCRUED WORKERS COMPENSATION	\$0.00	
ACCRUED HEALTH BENEFITS	\$378,008.68	
DUE TO PERS	\$0.00	
NET OPEB OBLIGATION	\$112,133.00	
TOTAL ACCRUED PAYROLL LIABILITIES		\$1,675,094.43

# Gold Coast Transit District

## Balance Sheet

Division: 01 Gold Coast Transit District

As of: 12/28/2021

Fiscal Year: 2022    Period: 3    Sep-2021

ACCRUED TAX LIABILITIES		
SALES TAX PAYABLE	\$54.66	
PAYROLL TAXES PAYABLE	\$0.00	
CNG USE FUEL TAX PAYABLE	\$0.00	
CONSUMER USE TAX PAYABLE	\$354.06	
TOTAL ACCRUED TAX LIABILITIES		\$408.72
OTHER CURRENT LIABILITIES		
UNEARNED REVENUES	\$882,303.90	
REFUNDABLE DEPOSITS	\$0.00	
SMARTCARD COLLECTIONS FOR VCTC	(\$245.00)	
FUNDS HELD IN TRUST	\$0.00	
PREPAID MAINTENANCE COSTS	\$0.00	
NOTES PAYABLE	\$0.00	
UZA SPECIAL FUND	\$0.00	
TOTAL OTHER CURRENT LIABILITIES		\$882,058.90
LONG-TERM DEBT		
SERIES 2017 - CERTIFICATES OF PARTICIPATION	\$20,525,000.00	
SERIES 2017- COPs - PREMIUM	\$1,529,449.00	
SERIES 2017- COPs - ACCRUED INTEREST PAYABLE	(\$996,000.25)	
TOTAL LONG TERM DEBT		\$21,058,448.75
ESTIMATED LIABILITIES		
NET PENSION LIABILITY	\$13,210,623.00	
DIR - PENSION RELATED	\$387,962.00	
DIR - CHANGES IN ASSUMPTIONS	\$0.00	
DIR - DIFF BET PROJ AND ACT EXPERIENCE	\$0.00	
DIR - OPEB RELATED	\$370,827.00	
SELF INSURED RETENTION PL/PD	\$0.00	
TOTAL ESTIMATED LIABILITIES		\$13,969,412.00
DEFERRED CREDITS		
DEFERRED COMPENSATION	\$4,827,536.22	
DEFERRED INCOME - TDA	\$1,638,445.00	
DEFERRED INCOME - NON TDA	\$360,000.00	
DEFERRED INC - STATE OF GOOD REPAIR		
PROJECT - NEAR ZERO ENG REPLACEMENT	\$1,954.44	
TOTAL DEFERRED CREDITS		\$6,827,935.66
TOTAL LIABILITIES		\$44,599,428.81
CAPITAL		
GOVERNMENT ENTITY OWNERSHIP		
CITY OF OXNARD	\$0.00	
CITY OF SAN BUENAVENTURA	\$0.00	
TOTAL GOVERNMENT ENTITY OWNERSHIP		\$0.00
GRANTS AND CAPITAL		
FEDERAL GOVERNMENT CAPITAL GRANTS	\$735,367.10	
STATE GOVMT CAPITAL GRANTS	(\$734,320.44)	

# Gold Coast Transit District

## Balance Sheet

Fiscal Year: 2022    Period: 3    Sep-2021			Division: 01 Gold Coast Transit District	As of: 12/28/2021
LOCAL GOVMT CAPITAL GRANTS			(\$107,591.17)	
TOTAL GRANTS AND CAPITAL				(\$106,544.51)
ACCUMULATED EARNINGS				
ACCUMULATED EARNINGS			\$41,997,985.14	
TOTAL ACCUMULATED EARNINGS				\$41,997,985.14
TOTAL CAPITAL				\$41,891,440.63
TOTAL CAPITAL AND LIABILITIES				\$86,490,869.44

# Gold Coast Transit District

## Income Statement

Division: 01 Gold Coast Transit District			As of: 12/28/2021	
From Fiscal Year: 2022 Thru Fiscal Year: 2022	From Period 3 Thru Period 3	Sep-2021 Current Period	Jul-2021 Sep-2021 Year To Date	
REVENUES				
PASSENGER FARES				
TOTAL PASSENGER FARES		\$192,468.77	11.07%	\$481,225.82 20.75%
SPECIAL TRANSIT FARES				
TOTAL SPECIAL TRANSIT FARES		\$0.00	0.00%	\$0.00 0.00%
AUXILIARY TRANSPORTATION REVENUE				
TOTAL AUXILIARY TRANS REVENUES		\$9,506.25	0.55%	\$29,483.75 1.27%
NONTRANSPORTATION REVENUES				
TOTAL NONTRANSPORTATION REVENUES		\$170,362.00	9.80%	\$306,346.79 13.21%
LOCAL GRANTS AND REIMBURSEMENTS				
TOTAL LOCAL GRANTS & REIMB		\$1,295,917.00	74.54%	\$1,295,917.00 55.89%
STATE GRANTS AND REIMBURSEMENTS				
TOTAL STATE GRANTS & REIMB		\$0.00	0.00%	\$0.00 0.00%
FEDERAL GRANTS AND REIMBURSEMENT				
TOTAL FEDERAL GRANTS & REIMBURSEMENTS		\$70,233.00	4.04%	\$205,918.00 8.88%
DEPRECIATION OFFSET				
TOTAL DEPRECIATION OFFSET		\$0.00	0.00%	\$0.00 0.00%
TOTAL REVENUES		\$1,738,487.02	100.00%	\$2,318,891.36 100.00%
EXPENSES				
LABOR				
TOTAL LABOR		\$830,029.51	36.50%	\$2,324,575.63 34.63%
FRINGE BENEFITS				
TOTAL FRINGE BENEFITS		\$932,940.13	41.02%	\$2,272,666.42 33.86%
SERVICES				
TOTAL SERVICES		\$321,189.44	14.12%	\$1,507,505.25 22.46%
MATERIALS AND SUPPLIES				
TOTAL MATERIALS AND SUPPLIES		\$136,876.94	6.02%	\$401,293.15 5.98%
UTILITIES				
TOTAL UTILITIES		\$26,086.90	1.15%	\$87,338.65 1.30%
CASUALTY AND LIABILITY COSTS				
TOTAL CASUALTY AND LIABILITY		\$0.00	0.00%	\$19,928.36 0.30%
FUEL TAXES				
TOTAL FUEL TAXES		\$0.00	0.00%	\$0.00 0.00%

# Gold Coast Transit District

## Income Statement

		Division: 01 Gold Coast Transit District		As of: 12/28/2021	
From Fiscal Year: 2022	From Period 3	Sep-2021		Jul-2021	
Thru Fiscal Year: 2022	Thru Period 3	Current Period		Sep-2021	
				Year To Date	
MISCELLANEOUS EXPENSE					
TOTAL MISCELLANEOUS EXPENSE		\$10,283.89	0.45%	\$56,991.16	0.85%
INTEREST EXPENSE					
TOTAL INTEREST EXPENSE		\$6,192.00	0.27%	\$24,954.17	0.37%
LEASES					
TOTAL LEASES		\$1,037.42	0.05%	\$4,149.68	0.06%
TANGIBLE DEPN AND AMORTIZATION					
TOTAL TRANSIT DEPN & AMORT		\$7,611.25	0.33%	\$7,611.25	0.11%
PARATRANSIT DEPRECIATION & AMORT					
TOTAL PARA DEPN & AMORT.		\$0.00	0.00%	\$0.00	0.00%
INTANGIBLE ASSETS DEPN & AMORT					
TOTAL INT'BLE ASSETS DEPN & AMORT		\$0.00	0.00%	\$0.00	0.00%
MISCELLANEOUS FEES					
TOTAL MISCELLANEOUS FEES		\$1,887.27	0.08%	\$5,432.81	0.08%
DEBT SERVICE EXPENSE					
TOTAL DEBT SERVICE EXPENSE		\$0.00	0.00%	\$0.00	0.00%
CONTINGENCY					
TOTAL CONTINGENCY		\$0.00	0.00%	\$0.00	0.00%
TOTAL EXPENSES		\$2,274,134.75	100.00%	\$6,712,446.53	100.00%
PROFIT/LOSS		(\$535,647.73)	-23.55%	(\$4,393,555.17)	-65.45%

**Gold Coast Transit District**  
**Payroll Information**

<b>Pay Date</b>	<b>Period End</b>	<b>Gross Earnings</b>	<b>Direct Deposits</b>	<b>Net Pay</b>	<b>Payroll Tax EFTs</b>	<b>Non-tax Deductions</b>
10-Sep-21	4-Sep-21	\$ 497,971.37	\$ 333,717.41	\$ 25,063.95	\$ 73,418.53	\$ 66,638.35
24-Sep-21	18-Sep-21	\$ 477,043.63	\$ 335,485.48	\$ 5,680.03	\$ 75,652.20	\$ 64,874.08
		<b>\$ 975,015.00</b>	<b>\$ 669,202.89</b>	<b>\$ 30,743.98</b>	<b>\$ 149,070.73</b>	<b>\$ 131,512.43</b>

**Gold Coast Transit District  
Schedule of Money Transfers  
For the Month of September 2021**

Date	Description	Accounts		Amount
		From	To	
9/8/2021	Transfer for Payroll & AP	UB General Account	UB Money Market 2	653,094.01
9/8/2021	Transfer for AP	UB Money Market 2	UB Payroll Account	440,534.83
9/8/2021	Transfer for Payroll & AP	UB Money Market 2	UB General Account	653,094.01
9/10/2021	Transfer for Payroll & AP	UB Money Market 2	UB General Account	417,015.40
9/22/2021	Transfer for Payroll	UB Money Market 2	UB Payroll Account	418,490.26
9/23/2021	Transfer for AP	UB Money Market 2	UB General Account	42,114.05
9/2/2021	Transfer for GCTD LTF	UB LTF Gen Checking	UB GCTD Money Market 2	2,000,000.00
9/30/2021	Transfer for GCTD LTF	UB LTF Gen Checking	UB GCTD Money Market 2	1,295,917.00



**DATE** December 28, 2021 **Item #5**

**TO** GCTD Board of Directors

**FROM** Dawn Perkins, Director of Finance *slp*

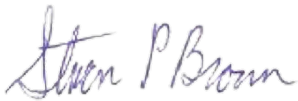
**SUBJECT** **Consider Approval of Financial Statements & Schedule of Money Transfers for October 2021**

---

Attached for the Board's approval is a copy of GCTD's Financial Statements and Schedule of Money Transfers covering the period ending October 31, 2021.

Attachments

**GENERAL MANAGER'S CONCURRENCE**



---

Steven P. Brown  
General Manager

**GOLD COAST TRANSIT DISTRICT**

CITY OF OJAI | CITY OF OXNARD | CITY OF PORT HUENEME | CITY OF VENTURA | COUNTY OF VENTURA  
1901 AUTO CENTER DRIVE, OXNARD, CA 93036-7966 | P 805.483.3959 | F 805.487.0925 | GCTD.ORG

# Gold Coast Transit District

## Balance Sheet

Division: 01 Gold Coast Transit District

As of: 12/29/2021

Fiscal Year: 2022    Period: 4    Oct-2021

### ASSETS

#### CASH

CASH UNION BANK GENERAL	\$483,408.24	
CASH UNION BANK PAYROLL	\$75,813.74	
CASH SPECIAL DEPOSITS, OTHER	\$0.00	
CASH UNION BANK MONEY MARKET 2	\$1,924,060.72	
CASH ADMINISTRATION - PETTY CASH	\$500.00	
CASH ON HAND	\$175.00	
CASH CERTIFICATE OF DEPOSIT	\$0.00	
CASH STATE AGENCY INVESTMENT	\$100,263.64	
MARKET VALUATION OF STATE AGENCY INVESTMENT	\$490.43	
TOTAL CASH		\$2,584,711.77

#### ACCOUNTS RECEIVABLE

ACCOUNTS RECEIVABLE TRADE	\$36,265.00	
INTEREST RECEIVABLE	\$362.00	
INTEREST RECEIVABLE - RESTRICTED ACCOUNTS	(\$12,418.62)	
RECEIVABLE OTHER	\$185,938.74	
RECEIVABLE STATE	\$0.00	
RECEIVABLE FEDERAL CAP/PLAN.	\$0.00	
RECEIVABLE FEDERAL OPERATIONS	\$4,660,734.00	
RECEIVABLE STATE CAPITAL	\$0.00	
RECEIVABLE OTHER GOVERNMENT AGENCIES	\$107,351.40	
TOTAL ACCOUNTS RECEIVABLE		\$4,978,232.52

#### INVENTORY

MATERIALS/SUPPLIES INVENTORY	\$611,589.17	
MATERIALS/SUPPLIES INVENTORY - GRANTS	\$0.00	
MAT/SUPPLIES CNG STATION - GRANTS	\$0.00	
MATERIALS/SUP INVTRY - CNG STATION	\$5,515.34	
OIL INVENTORY	\$0.00	
LUBE OILS INVENTORY	\$82,447.03	
SYNTHETIC TRANS OIL INVENTORY	\$0.00	
TIRE INVENTORY	\$17,384.91	
EQUIPMENT INVENTORY	\$0.00	
OTHER	\$0.00	
ALLOWANCE INVENTORY DISPOSITION	\$0.00	
TOTAL INVENTORY		\$716,936.45

#### OTHER CURRENT ASSETS

OTHER CURRENT ASSETS	\$0.00	
ADVANCES	\$0.00	
TOTAL OTHER CURRENT ASSETS		\$0.00

#### WORK IN PROCESS

WORK IN PROCESS - CAP PROJECTS	\$0.00	
WORK IN PROCESS - NEW FACILITY	(\$10.00)	
WORK IN PROCESS - NEW FAC, LANDSCAPE & GROUNDS	\$0.00	
WORK IN PROCESS - NEW FAC - COP's INTEREST	\$0.00	
WORK IN PROC - NEW BUSES	\$0.00	
WORK IN PROC - FRB - PROJECTS	\$0.00	
WORK IN PROC - FRB - REPOWER NF BUSES	\$0.00	

# Gold Coast Transit District

## Balance Sheet

Division: 01 Gold Coast Transit District

As of: 12/29/2021

Fiscal Year: 2022    Period: 4    Oct-2021

WORK IN PROC ESS- FRB - REBUILD ENGINES	\$0.00	
WORK IN PROCESS - PARATRANSIT BUSES	\$0.00	
WORK IN PROCESS-VOICE ANNUNCIATOR	\$0.00	
TOTAL WORK IN PROCESS		(\$10.00)
 TANGIBLE TRANSIT PROPERTY		
LAND	\$300,297.43	
LAND - NEW FACILITY	\$8,680,763.00	
BUILDING	\$6,474,667.57	
BUILDING - NEW FACILITY	\$43,543,693.83	
REVENUE VEHICLES	\$31,143,702.15	
OTHER VEHICLES	\$678,373.97	
MAINTENANCE EQUIPMENT	\$1,550,994.83	
OFFICE EQUIPMENT	\$1,090,359.02	
OTHER EQUIPMENT	\$2,916,872.55	
OTC LEASEHOLD IMPROVEMENTS	\$276,130.51	
TOTAL TANGIBLE TRANSIT PROPERTY		\$96,655,854.86
ACCUMULATED DEPRECIATION-BUILDING	\$0.00	
ACCUMULATED DEPRECIATION-FEDERAL	(\$5,562,900.22)	
ACCUMULATED DEPRECIATION-STATE	(\$558,206.27)	
ACCUMULATED DEPRECIATION-LOCAL	(\$2,236,236.85)	
ACCUMULATED DEPRECIATION-OPERATOR	(\$6,404.04)	
ACCUMULATED DEPRECIATION-REVENUE VEHICLES	\$0.00	
ACCUMULATED DEPRECIATION-FEDERAL	(\$17,639,026.19)	
ACCUMULATED DEPRECIATION-STATE	(\$2,103,831.53)	
ACCUMULATED DEPRECIATION-LOCAL	(\$1,628,909.54)	
ACCUMULATED DEPRECIATION-OPERATOR	(\$11,540.73)	
ACCUMULATED DEPRECIATION-OTHER VEHICLES	\$0.00	
ACCUMULATED DEPRECIATION-FEDERAL	(\$355,331.05)	
ACCUMULATED DEPRECIATION-STATE	\$0.00	
ACCUMULATED DEPRECIATION-LOCAL	(\$70,729.89)	
ACCUMULATED DEPRECIATION-OPERATOR	\$0.00	
ACCUMULATED DEPRECIATION-MAINTENANCE EQUIP	\$0.00	
ACCUMULATED DEPRECIATION-FEDERAL	(\$360,711.82)	
ACCUMULATED DEPRECIATION-STATE	(\$87,152.68)	
ACCUMULATED DEPRECIATION-LOCAL	(\$18,166.61)	
ACCUMULATED DEPRECIATION-OPERATOR	(\$5,929.38)	
ACCUMULATED DEPRECIATION-OFFICE EQUIPMENT	\$0.00	
ACCUMULATED DEPRECIATION-FEDERAL	(\$734,952.81)	
ACCUMULATED DEPRECIATION-STATE	(\$183,786.89)	
ACCUMULATED DEPRECIATION-LOCAL	(\$120,559.37)	
ACCUMULATED DEPRECIATION-OPERATOR	\$0.00	
ACCUMULATED DEPRECIATION-OTHER EQUIPMENT	\$0.00	
ACCUMULATED DEPRECIATION-FEDERAL	(\$1,352,692.56)	
ACCUMULATED DEPRECIATION-STATE	(\$118,552.26)	
ACCUMULATED DEPRECIATION-LOCAL	(\$72,242.49)	
ACCUMULATED DEPRECIATION-OPERATOR	(\$13,416.60)	
ACCUMULATED DEPRECIATION-OTC LEASEHOLD IMP	\$0.00	
ACCUMULATED DEPRECIATION-FEDERAL	\$0.00	
ACCUMULATED DEPRECIATION-STATE	(\$56,633.44)	
ACCUMULATED DEPRECIATION-LOCAL	(\$108,319.24)	
ACCUMULATED DEPRECIATION-OPERATOR	\$0.00	
TOTAL ACCUMULATED DEPRECIATION		(\$33,406,232.46)
NET TANGIBLE TRANSIT PROPERTY		\$63,249,622.40

# Gold Coast Transit District

## Balance Sheet

Division: 01 Gold Coast Transit District

As of: 12/29/2021

Fiscal Year: 2022    Period: 4    Oct-2021

PARATRANSIT TANGIBLE TRANS PROPERTY		
PARATRANSIT REVENUE VEHICLES	\$2,019,359.72	
PARATRANSIT OFFICE EQUIPMENT	\$88,637.68	
PARATRANSIT OTHER EQUIPMENT	\$79,551.26	
TOTAL PARATRANSIT TANGIBLE PROPERTY		\$2,187,548.66
ACCUMULATED DEPRECIATION PARATRANSIT REVENUE VEHIC	\$0.00	
ACCUMULATED DEPRECIATION-FEDERAL	\$0.02	
ACCUMULATED DEPRECIATION-STATE	(\$1,869,407.04)	
ACCUMULATED DEPRECIATION-LOCAL	\$0.43	
ACCUMULATED DEPRECIATION-OPERATOR	(\$59,316.87)	
ACCUMULATED DEPRECIATION PARATRANSIT OFF EQUIPMEN.	\$0.00	
ACCUMULATED DEPRECIATION-FEDERAL	(\$19,271.09)	
ACCUMULATED DEPRECIATION-STATE	(\$53,790.83)	
ACCUMULATED DEPRECIATION-LOCAL	(\$4,817.73)	
ACCUMULATED DEPRECIATION-OPERATOR	(\$0.08)	
ACCUMULATED DEPRECIATION PARATRANSIT OTHER EQUIP	\$0.00	
ACCUMULATED DEPRECIATION-FEDERAL	(\$51,213.66)	
ACCUMULATED DEPRECIATION-STATE	(\$15,534.39)	
ACCUMULATED DEPRECIATION-LOCAL	(\$12,803.40)	
ACCUMULATED DEPRECIATION-OPERATOR	\$0.00	
TOTAL ACCUMULATED DEPRECIATION PARATRANSIT PROPERT		(\$2,086,154.64)
NET PARATRANSIT TANG PROPERTY		\$101,394.02
INTANGIBLE ASSETS		
OTHER INTANGIBLE ASSETS	\$39,401.32	
TOTAL INTANGIBLE ASSETS		\$39,401.32
ACCUMULATED DEPRECIATION - OTHER INT ASSETS	\$0.00	
ACCUMULATED DEPRECIATION-FEDERAL	(\$30,268.12)	
ACCUMULATED DEPRECIATION-STATE	\$0.00	
ACCUMULATED DEPRECIATION-LOCAL	(\$9,133.20)	
ACCUMULATED DEPRECIATION-OPERATOR	\$0.00	
TOTAL ACCUMULATED DEPRECIATION - INTANGIBLE ASSETS		(\$39,401.32)
NET INTANGIBLE ASSETS		\$0.00
INVESTMENTS		
OTHER INVESTMENTS	\$0.00	
TOTAL INVESTMENTS		\$0.00
SPECIAL FUNDS		
2017 CERTIFICATES OF PARTICIPATION	\$0.00	
2017 CERTIFICATES OF PARTICIPATION- PAYMT FUND	(\$15,571.04)	
2017 CERTIFICATES OF PARTICIPATION - RESV FUND	\$1,374,236.63	
2017 CERTIFICATES OF PARTICIPAT - COST OF ISS	\$0.00	
SPECIAL FUNDS CAPITAL IMPROVEMENT	\$3,206,107.56	
CAPITAL RESERVE FOR FY 2016	\$0.00	
MEMBER TRANSIT FAC CAPITAL RESERVE	\$130,000.00	
MEMBER TRANS FACILITY CAPITAL RESERVE FY 2016	\$0.00	
MARKET VALUATION OF CAPITAL RESERVE FUND	\$13,028.87	
2017 CERTIFICATES OF PARTICIPATION	\$0.00	
2017 CERTIFICATES OF PARTICIPATION - PROJ FUND	\$287,796.47	
RESTRICTED CASH	\$0.00	
DOR - CONTRIBUTIONS AFTER MD	\$2,112,002.00	
DOR - PENSION RELATED	\$1,253,554.00	
DOR - OPEB CONTRIBUTIONS	\$24,618.00	
DOR - OPEB RELATED	\$2,439.00	

# Gold Coast Transit District

## Balance Sheet

Division: 01 Gold Coast Transit District

As of: 12/29/2021

Fiscal Year: 2022    Period: 4    Oct-2021

DEFERRED COMPENSATION	\$4,827,536.22	
TOTAL SPECIAL FUNDS		\$13,215,747.71
OTHER ASSETS		
PREPAID INSURANCE	\$141,418.34	
PREPAID EXPENSES	\$879,855.80	
DEPOSITS	\$2,982.00	
SPARE COMPONENTS	\$0.00	
TOTAL OTHER ASSETS		\$1,024,256.14
 TOTAL ASSETS		 \$85,870,891.01
 LIABILITIES AND CAPITAL		
ACCOUNTS PAYABLE		
ACCOUNTS PAYABLE-TRADE	(\$251,263.86)	
CONTRACT RETENTIONS	\$0.00	
OTHER GOVERNMENT AGENCIES	\$0.00	
MISCELLANEOUS	\$0.00	
TOTAL ACCOUNTS PAYABLE		(\$251,263.86)
ACCRUED PAYROLL LIABILITIES		
ACCRUED PAYROLL	\$0.00	
WAGES PAYABLE	\$0.00	
PAYROLL TAX LIABILITY-FIT	(\$1,031.95)	
PAYROLL TAX LIABILITY-SIT	(\$366.29)	
PAYROLL TAX LIABILITY-SDI	(\$1,539.64)	
PAYROLL TAX LIABILITY-FICA	(\$1,264.52)	
PAYROLL TAX LIABILITY-MEDICARE	\$889.16	
PAYROLL DEDUCTIONS-PERS	\$0.00	
PAYROLL DEDUCTIONS-EMPLOYEE PERS	(\$60,887.72)	
PAYROLL DEDUCTIONS-EMPLOYEE PERS PEPRA	\$123,591.15	
PAYROLL DEDUCTIONS-EMPLOYER PERS	\$114,007.67	
PAYROLL DEDUCTIONS-S.BENEFITS	\$3,736.90	
PAYROLL DEDUCTIONS-VCFCU	\$0.00	
PAYROLL DEDUCTIONS-DIRECT DEPOSITS	\$23,069.62	
PAYROLL DEDUCTIONS-OCFCU	\$0.00	
PAYROLL DEDUCTIONS-UNION DUES	\$16,525.87	
PAYROLL DEDUCTIONS-GARNISHMENT	(\$4,049.37)	
PAYROLL DEDUCTIONS-DEFERRED COMPENSATION	(\$6,000.00)	
PAYROLL DEDUCTION - DEFERRED COMP EMPLOYEE LOAN	\$0.00	
PAYROLL DEDUCTIONS-FLEXIBLE BENEFITS	(\$6,914.73)	
PAYROLL DEDUCTIONS-LIFE INSURANCE	\$8,012.94	
PAYROLL DEDUCTIONS-UNION OTHER	\$377.50	
PAYROLL DEDUCTIONS-UN DIIP	\$0.00	
PAYROLL DEDUCTIONS-UNITED WAY	\$58.00	
ACCRUED SICK LEAVE	\$187,275.50	
ACCRUED VACATION/COMP LEAVE	\$783,534.34	
ACCRUED WORKERS COMPENSATION	\$0.00	
ACCRUED HEALTH BENEFITS	\$568,943.38	
DUE TO PERS	\$0.00	
NET OPEB OBLIGATION	\$112,133.00	
TOTAL ACCRUED PAYROLL LIABILITIES		\$1,860,100.81

# Gold Coast Transit District

## Balance Sheet

Division: 01 Gold Coast Transit District

As of: 12/29/2021

Fiscal Year: 2022    Period: 4    Oct-2021

ACCRUED TAX LIABILITIES		
SALES TAX PAYABLE	\$54.66	
PAYROLL TAXES PAYABLE	\$0.00	
CNG USE FUEL TAX PAYABLE	\$0.00	
CONSUMER USE TAX PAYABLE	\$431.40	
TOTAL ACCRUED TAX LIABILITIES		\$486.06
OTHER CURRENT LIABILITIES		
UNEARNED REVENUES	\$882,303.90	
REFUNDABLE DEPOSITS	\$0.00	
SMARTCARD COLLECTIONS FOR VCTC	(\$245.00)	
FUNDS HELD IN TRUST	\$0.00	
PREPAID MAINTENANCE COSTS	\$0.00	
NOTES PAYABLE	\$0.00	
UZA SPECIAL FUND	\$0.00	
TOTAL OTHER CURRENT LIABILITIES		\$882,058.90
LONG-TERM DEBT		
SERIES 2017 - CERTIFICATES OF PARTICIPATION	\$20,525,000.00	
SERIES 2017- COPs - PREMIUM	\$1,529,449.00	
SERIES 2017- COPs - ACCRUED INTEREST PAYABLE	(\$996,000.25)	
TOTAL LONG TERM DEBT		\$21,058,448.75
ESTIMATED LIABILITIES		
NET PENSION LIABILITY	\$13,210,623.00	
DIR - PENSION RELATED	\$387,962.00	
DIR - CHANGES IN ASSUMPTIONS	\$0.00	
DIR - DIFF BET PROJ AND ACT EXPERIENCE	\$0.00	
DIR - OPEB RELATED	\$370,827.00	
SELF INSURED RETENTION PL/PD	\$0.00	
TOTAL ESTIMATED LIABILITIES		\$13,969,412.00
DEFERRED CREDITS		
DEFERRED COMPENSATION	\$4,827,536.22	
DEFERRED INCOME - TDA	\$1,638,445.00	
DEFERRED INCOME - NON TDA	\$360,000.00	
DEFERRED INC - STATE OF GOOD REPAIR		
PROJECT - NEAR ZERO ENG REPLACEMENT	\$1,954.44	
TOTAL DEFERRED CREDITS		\$6,827,935.66
TOTAL LIABILITIES		\$44,347,178.32
CAPITAL		
GOVERNMENT ENTITY OWNERSHIP		
CITY OF OXNARD	\$0.00	
CITY OF SAN BUENAVENTURA	\$0.00	
TOTAL GOVERNMENT ENTITY OWNERSHIP		\$0.00
GRANTS AND CAPITAL		
FEDERAL GOVERNMENT CAPITAL GRANTS	\$735,367.10	
STATE GOVMT CAPITAL GRANTS	(\$734,320.44)	

# Gold Coast Transit District

## Income Statement

Division: 01 Gold Coast Transit District

As of: 12/29/2021

From Fiscal Year: 2022 Thru Fiscal Year: 2022	From Period 4 Thru Period 4	Oct-2021 Current Period	Jul-2021 Oct-2021 Year To Date	
4000000001 REVENUES				
4010000001 PASSENGER FARES				
4010100001 PASSENGER FARES-PASS PAID		\$186,394.38	12.18%	\$626,938.70 16.29%
4010102001 PASSENGER FARES - ORG PAID		\$0.00	0.00%	\$1,722.50 0.04%
4010110001 ADA PARATRANSIT FARES-PASS PAID		\$652.00	0.04%	\$24,611.00 0.64%
4010112001 ADA PARATRANSIT FARES - ORG PAID		\$0.00	0.00%	\$15,000.00 0.39%
4019900001 TOTAL PASSENGER FARES		\$187,046.38	12.22%	\$668,272.20 17.36%
4020000001 SPECIAL TRANSIT FARES				
4020100001 SPECIAL TRANSIT FARES		\$0.00	0.00%	\$0.00 0.00%
4020400001 LOCAL ROUTE GUARATEE - FIXED ROUTE		\$0.00	0.00%	\$0.00 0.00%
4020400002 LOCAL ROUTE GUARATEE - PARATRANSIT		\$0.00	0.00%	\$0.00 0.00%
4020410002 MEDI-CAL ADMIN ACTIVITIES (MAA) REIM FARES		\$0.00	0.00%	\$0.00 0.00%
4020411001 LCTOP - FARE SUPPORT/TOKEN TRANSIT		\$0.00	0.00%	\$0.00 0.00%
4020411002 LCTOP SUPPORT FOR ROUTE 23		\$0.00	0.00%	\$0.00 0.00%
4020412001 LCTOP - FARE SUPPORT/ FREE FARE DAYS		\$0.00	0.00%	\$0.00 0.00%
4020413001 LCTOP FARE SUPPORT PROG-VCTC COL PASS PROGRAM		\$0.00	0.00%	\$0.00 0.00%
4029900001 TOTAL SPECIAL TRANSIT FARES		\$0.00	0.00%	\$0.00 0.00%
4060000001 AUXILIARY TRANSPORTATION REVENUE				
4060200001 OTHER		\$0.00	0.00%	\$0.00 0.00%
4060300001 REVENUE VEHICLE ADVERTISING		\$12,041.25	0.79%	\$41,525.00 1.08%
4060990001 ALTERNATIVE FUEL EXCISE TAX CREDIT		\$0.00	0.00%	\$0.00 0.00%
4069900001 TOTAL AUXILIARY TRANS REVENUES		\$12,041.25	0.79%	\$41,525.00 1.08%
4070000001 NONTRANSPORTATION REVENUES				
4070100001 INVESTMENT INCOME		\$48.59	0.00%	\$708.45 0.02%
4070101001 INVESTMENT INCOME-FAIR MARKET VALUATION		\$0.00	0.00%	\$0.00 0.00%
4070110001 INVESTMENT INCOME SPECIAL FUND CAPITAL IMPROVEMENT		\$0.00	0.00%	\$0.00 0.00%
4070111001 INVESTMENT INCOME SPCL FND CAP IMP-FAIR MRKT VAL		\$0.00	0.00%	\$0.00 0.00%
4070120001 INVESTMENT INCOME SPECIAL FUND		\$0.00	0.00%	\$0.00 0.00%
4070130001 SERIES 2017 - COPS - INTEREST EARNED		\$1.44	0.00%	\$2,044.42 0.05%
4070131001 SERIES 2017 - COP MARKET VALUATION		(\$5,463.02)	-0.36%	(\$8,520.65) -0.22%
4070200001 SALE OF CNG FUEL		\$0.00	0.00%	\$0.00 0.00%
4070300001 SALE OF EQUIPMENT		\$0.00	0.00%	\$0.00 0.00%
4070400001 SALE OF SCRAP MATERIAL		\$0.00	0.00%	\$278.97 0.01%
4070500001 INCOME FROM ENERGY CREDITS		\$40,100.41	2.62%	\$222,192.88 5.77%
4070600001 INSURANCE PROCEEDS		\$0.00	0.00%	\$90,000.00 2.34%
4070900001 OTHER		\$716.40	0.05%	\$35,046.54 0.91%
4079900001 TOTAL NONTRANSPORTATION REVENUES		\$35,403.82	2.31%	\$341,750.61 8.88%
4090000001 LOCAL GRANTS AND REIMBURSEMENTS				
4090100001 LOCAL TRANSPORTATION FUNDS		\$1,295,917.00	84.68%	\$2,591,834.00 67.33%
4090200001 LTF PLANNING REVENUES		\$0.00	0.00%	\$0.00 0.00%
4090300001 LTF REVENUE-SUBGRANT/PASS THRU		\$0.00	0.00%	\$0.00 0.00%
4090310001 LOCAL REVENUE-PASS THRU VCAPCD		\$0.00	0.00%	\$0.00 0.00%
4090400001 OTHER LOCAL		\$0.00	0.00%	\$0.00 0.00%
4099900001 TOTAL LOCAL GRANTS & REIMB		\$1,295,917.00	84.68%	\$2,591,834.00 67.33%

# Gold Coast Transit District

## Income Statement

Division: 01 Gold Coast Transit District

As of: 12/29/2021

From Fiscal Year: 2022 Thru Fiscal Year: 2022	From Period 4 Thru Period 4	Oct-2021 Current Period	Jul-2021 Oct-2021 Year To Date	
4110000001 STATE GRANTS AND REIMBURSEMENTS				
4110100001 STATE TRANSIT ASSISTANCE FUNDS		\$0.00 0.00%	\$0.00 0.00%	
4110110001 STATE OF GOOD REPAIR FUNDS		\$0.00 0.00%	\$0.00 0.00%	
4110710001 STATE - HVIP ENGINE REPL PROGRAM		\$0.00 0.00%	\$0.00 0.00%	
4118000001 PROP 1B/PTMISEA ASSISTANCE CAPITAL PROJ		\$0.00 0.00%	\$0.00 0.00%	
4119000001 OTHER STATE ASSISTANCE		\$0.00 0.00%	\$0.00 0.00%	
4119900001 TOTAL STATE GRANTS & REIMB		\$0.00 0.00%	\$0.00 0.00%	
4130000001 FEDERAL GRANTS AND REIMBURSEMENT				
4130100001 SECTION 5307 OPERATING ASSISTANCE.		\$0.00 0.00%	\$0.00 0.00%	
4130200001 SECTION 5307 PLANNING ASSISTANCE		\$0.00 0.00%	\$0.00 0.00%	
4130300001 SECTION 5307 PREVENTATIVE MAINTENANCE		\$0.00 0.00%	\$29,543.00 0.77%	
4130400001 ADA ASSISTANCE		\$0.00 0.00%	\$0.00 0.00%	
4130410001 DEMO PROJECT - NYELAND ACRES		\$0.00 0.00%	\$0.00 0.00%	
4130420001 DEMO PROJECT - VENTURA		\$0.00 0.00%	\$0.00 0.00%	
4130430001 DEMO PROJECT - MARKET-VALENTINE SHUTTLE		\$0.00 0.00%	\$0.00 0.00%	
4130440001 DEMO PROJECT - VINEYARD CORRIDOR ROUTE		\$0.00 0.00%	\$0.00 0.00%	
4130450001 JARC FUNDING FOR ROUTE 19		\$0.00 0.00%	\$0.00 0.00%	
4130450002 JARC FUNDING FOR ROUTE 20		\$0.00 0.00%	\$0.00 0.00%	
4130460001 DEMO PROJECT - VICTORIA ROUTE		\$0.00 0.00%	\$0.00 0.00%	
4130460002 DEMO PROJECT - CMAQ ROUTE 22 WC NA		\$0.00 0.00%	\$0.00 0.00%	
4130460003 DEMO PROJECT - CMAQ VENTURA ROAD ROUTE 23		\$0.00 0.00%	\$0.00 0.00%	
4130500001 SECTION 5307 PASS THROUGH		\$0.00 0.00%	\$0.00 0.00%	
4130600001 SECTION 5307 FEDERAL OTHER		\$0.00 0.00%	\$152,233.00 3.95%	
4130700001 SECTION 5310 MOBILITY GRANTS		\$0.00 0.00%	\$0.00 0.00%	
4130700004 SECTION 5310 MOBILITY GRANTS		\$0.00 0.00%	\$24,142.00 0.63%	
4130800001 CARES ACT OPERATING ASSIST.		\$0.00 0.00%	\$0.00 0.00%	
4130900001 OTHER FEDERAL GRANTS/REIMBURSEMENTS		\$0.00 0.00%	\$0.00 0.00%	
4131000001 CARES ACT PREVENTATIVE MAINTENANCE		\$0.00 0.00%	\$0.00 0.00%	
4131100001 CARES ACT ADA ASSISTANCE		\$0.00 0.00%	\$0.00 0.00%	
4131110001 CARES ACT BUSINESS SYSTEMS UPGRADE		\$0.00 0.00%	\$0.00 0.00%	
4131200001 FEMA		\$0.00 0.00%	\$0.00 0.00%	
4139900001 TOTAL FEDERAL GRANTS & REIMBURSEMENTS		\$0.00 0.00%	\$205,918.00 5.35%	
4310000001 DEPRECIATION OFFSET				
4310100001 DEPRECIATION OFFSET		\$0.00 0.00%	\$0.00 0.00%	
4319900001 TOTAL DEPRECIATION OFFSET		\$0.00 0.00%	\$0.00 0.00%	
4800000001 TOTAL REVENUES		\$1,530,408.45 100.00%	\$3,849,299.81 100.00%	
5000000001 EXPENSES				
5010000001 LABOR				
5010100001 LABOR - OPERATORS		\$0.00 0.00%	\$0.00 0.00%	
5010101001 LABOR-SALARY/WAGES OPERATIONS		\$452,817.02 23.86%	\$1,690,152.89 19.63%	
5010101002 LABOR-SALARY/WAGES - OPERATORS OT		\$64,265.03 3.39%	\$196,931.77 2.29%	
5010201101 LABOR-O/WAGES - OPERATIONS MGT		\$68,528.10 3.61%	\$261,193.78 3.03%	
5010201102 LABOR-SALARY/WAGES - OPERATIONS MANAGEMENT OT		\$0.00 0.00%	\$0.00 0.00%	
5010201201 LABOR-SALARY/WAGES - PARATRANSIT		\$13,211.87 0.70%	\$43,504.01 0.51%	
5010204101 LABOR-SALARY/WAGES - VEHICLE MAINTENANCE		\$88,531.88 4.66%	\$340,012.34 3.95%	
5010204102 LABOR-SALARY/WAGES - VEHICLE MAINTENANCE OT		\$1,134.68 0.06%	\$4,751.49 0.06%	

# Gold Coast Transit District

## Income Statement

Division: 01 Gold Coast Transit District

As of: 12/29/2021

From Fiscal Year: 2022 Thru Fiscal Year: 2022	From Period 4 Thru Period 4	Oct-2021 Current Period	Jul-2021 Oct-2021 Year To Date	
5010204201 LABOR-SALARY/WAGES - NON-VEHICLE MAINTENANCE		\$25,865.00	1.36%	\$93,254.37 1.08%
5010204202 LABOR-SALARY/WAGES - NON VEHICLE MAINTENANCE OT		\$866.34	0.05%	\$6,348.74 0.07%
5010216001 LABOR-SALARY/WAGES - ADMINISTRATION		\$80,878.83	4.26%	\$286,212.37 3.32%
5010216002 LABOR-SALARY/WAGES - ADMINISTRATION OT		\$626.58	0.03%	\$5,335.12 0.06%
5010216201 LABOR-SALARY/WAGES - PLANNING/MARKETING		\$40,650.65	2.14%	\$165,950.80 1.93%
5010216202 LABOR-SALARY/WAGES - PLANNING/MARKETING OT		\$79.06	0.00%	\$427.11 0.00%
5010216701 LABOR-SALARY/WAGES - HUMAN RESOURCES		\$37,358.82	1.97%	\$105,314.70 1.22%
5010216702 LABOR-SALARY/WAGES - HUMAN RESOURCES OT		\$0.00	0.00%	\$0.00 0.00%
5019900001 TOTAL LABOR		\$874,813.86	46.09%	\$3,199,389.49 37.16%
5020000001 FRINGE BENEFITS				
5020101001 FICA - OPERATIONS		\$4,455.22	0.23%	\$25,101.12 0.29%
5020101101 FICA - OPERATIONS MANAGEMENT		\$612.72	0.03%	\$3,287.35 0.04%
5020101201 FICA - PARATRANSIT		\$102.00	0.01%	\$499.41 0.01%
5020104101 FICA - VEHICLE MAINTENANCE		\$812.31	0.04%	\$5,322.16 0.06%
5020104201 FICA - NON-VEHICLE MAINTENANCE		\$273.50	0.01%	\$1,140.44 0.01%
5020116001 FICA - ADMINISTRATION		\$950.61	0.05%	\$4,608.61 0.05%
5020116201 FICA - PLANNING/MARKETING		\$436.87	0.02%	\$2,224.08 0.03%
5020116701 FICA - HUMAN RESOURCES		\$216.47	0.01%	\$1,218.29 0.01%
5020201001 PENSION PLAN - OPERATIONS		\$91,804.92	4.84%	\$261,476.73 3.04%
5020201002 PENSION PLAN - OPS - EMPLOYER - FIXED AMT		\$70,521.16	3.72%	\$282,084.64 3.28%
5020201011 PENSION PLAN - OPERATIONS - CLASSIC		\$7,432.51	0.39%	\$19,356.08 0.22%
5020201101 PENSION PLAN - OPERATIONS MANAGEMENT		\$9,719.96	0.51%	\$37,147.73 0.43%
5020201102 PENSION PLAN - OPERATIONS MGT - EMPLOYER - FIXED AMT		\$7,576.65	0.40%	\$30,306.60 0.35%
5020201111 PENSION PLAN - OPERATIONS MANAGEMENT - CLASSIC		\$1,537.70	0.08%	\$3,968.96 0.05%
5020201201 PENSION PLAN - PARATRANSIT		\$1,604.80	0.08%	\$6,067.80 0.07%
5020201202 PENSION PLAN - PARATRANSIT - EMPLOYER - FIXED AMT		\$582.82	0.03%	\$2,331.28 0.03%
5020201211 PENSION PLAN - PARATRANSIT - CLASSIC		\$254.19	0.01%	\$677.84 0.01%
5020204101 PENSION PLAN - VEHICLE MAINTENANCE		\$20,862.75	1.10%	\$64,037.11 0.74%
5020204102 PENSION PLAN - VEHICLE MAINT - EMPLOYER - FIXED AMT		\$12,239.21	0.64%	\$48,956.84 0.57%
5020204111 PENSION PLAN - VEHICLE MAINTENANCE - CLASSIC		\$1,547.68	0.08%	\$4,289.15 0.05%
5020204201 PENSION PLAN - NON-VEHICLE MAINTENANCE		\$3,276.61	0.17%	\$9,075.16 0.11%
5020204202 PENSION PLAN - NON-VEH MAT - EMPLOYER - FIXED AMT		\$4,079.74	0.21%	\$16,318.96 0.19%
5020204211 PENSION PLAN - NON-VEHICLE MAINTENANCE - CLASSIC		\$34.04	0.00%	\$61.01 0.00%
5020216001 PENSION PLAN - ADMINISTRATION		\$14,494.49	0.76%	\$46,971.13 0.55%
5020216002 PENSION PLAN - ADMINISTRATION - EMPLOYER - FIXED AMT		\$6,411.02	0.34%	\$25,644.08 0.30%
5020216011 PENSION PLAN - ADMINISTRATION - CLASSIC		\$1,522.54	0.08%	\$4,056.55 0.05%
5020216201 PENSION PLAN - PLANNING/MARKETING		\$8,460.88	0.45%	\$26,409.95 0.31%
5020216202 PENSION PLAN - PLANNING/MARK - EMPLOYER - FIXED AMT		\$5,245.38	0.28%	\$20,981.52 0.24%
5020216211 PENSION PLAN - PLANNING/MARKETING - CLASSIC		\$768.51	0.04%	\$2,048.05 0.02%
5020216701 PENSION PLAN - HUMAN RESOURCES - EMPLOYER		\$5,816.14	0.31%	\$14,331.97 0.17%
5020216702 PENSION PLAN - HUMAN RESOURCES- EMPLOYER - FIXED AMT		\$2,331.28	0.12%	\$9,325.10 0.11%
5020216711 PENSION PLAN - HUMAN RESOURCES - CLASSIC		\$277.47	0.01%	\$740.28 0.01%
5020220101 PENSION EXPENSE (INC) - OPERATIONS		\$0.00	0.00%	\$0.00 0.00%
5020220111 PENSION EXPENSE (INC) - OPERATIONS MANAGEMENT		\$0.00	0.00%	\$0.00 0.00%

# Gold Coast Transit District

## Income Statement

Division: 01 Gold Coast Transit District

As of: 12/29/2021

From Fiscal Year: 2022 Thru Fiscal Year: 2022	From Period 4 Thru Period 4	Oct-2021 Current Period	Jul-2021 Oct-2021 Year To Date	
5020220121 PENSION EXPENSE (INC) - PARATRANSIT		\$0.00	0.00%	\$0.00 0.00%
5020220411 PENSION EXPENSE (INC) - VEHICLE MAINTENANCE		\$0.00	0.00%	\$0.00 0.00%
5020220421 PENSION EXPENSE (INC) - NON VEHICLE MAINTENANCE		\$0.00	0.00%	\$0.00 0.00%
5020221601 PENSION EXPENSE (INC) - ADMINISTRATION		\$0.00	0.00%	\$0.00 0.00%
5020221621 PENSION EXPENSE (INC) - PLANNING/MARKETING		\$0.00	0.00%	\$0.00 0.00%
5020221671 PENSION EXPENSE (INC) - HUMAN RESOURCES		\$0.00	0.00%	\$0.00 0.00%
5020230101 LONG-TERM DISABILITY - OPERATIONS		\$1,881.83	0.10%	\$7,542.14 0.09%
5020230111 LONG-TERM DISABILITY - OPERATIONS MANAGEMENT		\$324.71	0.02%	\$1,296.26 0.02%
5020230121 LONG-TERM DISABILITY - PARATRANSIT		\$46.65	0.00%	\$169.88 0.00%
5020230411 LONG-TERM DISABILITY - VEH MAINT		\$351.45	0.02%	\$1,449.99 0.02%
5020230421 LONG-TERM DISABILITY - NON-VEHICLE MAINTENANCE		\$97.91	0.01%	\$377.24 0.00%
5020231601 LONG-TERM DISABILITY - ADMINISTRATION		\$437.88	0.02%	\$1,618.31 0.02%
5020231621 LONG-TERM DISABILITY - PLANNING/MARKETING		\$223.67	0.01%	\$876.19 0.01%
5020231671 LONG-TERM DISABILITY - HUMAN RESOURCES		\$166.26	0.01%	\$631.44 0.01%
5020301001 HEALTH INSURANCE - OPERATIONS		\$231,560.78	12.20%	\$656,123.75 7.62%
5020301002 HEALTH INSURANCE - POST RETIREMENT - OPERATIONS		\$0.00	0.00%	\$0.00 0.00%
5020301003 HEALTH INSURANCE - OPEB DEF CONTS - OPERATIONS		\$0.00	0.00%	\$0.00 0.00%
5020301004 HEALTH INSURANCE - OPEB GASB 75 EXP - OPERATIONS		\$0.00	0.00%	\$0.00 0.00%
5020301101 HEALTH INSURANCE - OPERATIONS MANAGEMENT		\$26,519.00	1.40%	\$76,540.15 0.89%
5020301102 HEALTH INS - POST RETIREMENT - OPERATIONS MGT		\$0.00	0.00%	\$0.00 0.00%
5020301103 HEALTH INSURANCE - OPEB DEF CONTS - OPERATIONS MGT		\$0.00	0.00%	\$0.00 0.00%
5020301104 HEALTH INSURANCE - OPEB GASB 75 EXP - OPS MGT		\$0.00	0.00%	\$0.00 0.00%
5020301201 HEALTH INSURANCE - PARATRANSIT		\$5,414.91	0.29%	\$13,120.87 0.15%
5020301202 HEALTH INSURANCE -POST RETIREMENT - PARATRANSIT		\$0.00	0.00%	\$0.00 0.00%
5020301203 HEALTH INSURANCE - OPEB DEF CONTS - PTRANSIT		\$0.00	0.00%	\$0.00 0.00%
5020301204 HEALTH INSURANCE - OPEB GASB 75 EXP - PTRANSIT		\$0.00	0.00%	\$0.00 0.00%
5020304101 HEALTH INSURANCE - VEHICLE MAINTENANCE		\$34,538.91	1.82%	\$103,546.85 1.20%
5020304102 HEALTH INSURANCE - POST RETIREMENT - VEHICLE MAINT		\$0.00	0.00%	\$0.00 0.00%
5020304103 HEALTH INSURANCE - OPEB DEF CONTS - VEHICLE MAINT		\$0.00	0.00%	\$0.00 0.00%
5020304104 HEALTH INSURANCE - OPEB GASB 75 EXP - VEHICLE MAIN		\$0.00	0.00%	\$0.00 0.00%
5020304201 HEALTH INSURANCE - NON-VEHICLE MAINTENANCE		\$12,733.39	0.67%	\$34,777.60 0.40%
5020304202 HEALTH INSURANCE - POST RETIREMENT - NON-VEH MAINT		\$0.00	0.00%	\$0.00 0.00%
5020304203 HEALTH INSURANCE - OPEB DEF CONTS - NON VEH MAINT		\$0.00	0.00%	\$0.00 0.00%
5020304204 HEALTH INSURANCE - OPEB GASB 75 EXP - NON VEH MAIN		\$0.00	0.00%	\$0.00 0.00%
5020316001 HEALTH INSURANCE - ADMINISTRATION		\$20,135.44	1.06%	\$59,865.57 0.70%
5020316002 HEALTH INS - POST RETIREMENT - ADMIN		\$0.00	0.00%	\$0.00 0.00%
5020316003 HEALTH INS - RETIREES - CURRENT YEAR		\$2,288.00	0.12%	\$7,150.00 0.08%
5020316004 HEALTH INS - OPEB DEF CONTS - ADM		\$0.00	0.00%	\$0.00 0.00%
5020316005 HEALTH INS - OPEB GASB 75 EXP - ADM		\$0.00	0.00%	\$0.00 0.00%
5020316006 HEALTH INS - OPEB DEF CONTS - RET		\$0.00	0.00%	\$0.00 0.00%
5020316007 HEALTH INS - OPEB GASB 75 EXP - RET		\$0.00	0.00%	\$0.00 0.00%

# Gold Coast Transit District

## Income Statement

Division: 01 Gold Coast Transit District

As of: 12/29/2021

From Fiscal Year: 2022 Thru Fiscal Year: 2022	From Period 4 Thru Period 4	Oct-2021 Current Period	Jul-2021 Oct-2021 Year To Date	
5020316201 HEALTH INS - PLAN/MARKETING		\$19,239.76	1.01%	\$54,875.43 0.64%
5020316202 HEALTH INS - POST RETIREMENT - PLAN/MARKETING		\$0.00	0.00%	\$0.00 0.00%
5020316203 HEALTH INS - OPEB DEF CONTS - P&M		\$0.00	0.00%	\$0.00 0.00%
5020316204 HEALTH INS - OPEB GASB 75 EXP - P&M		\$0.00	0.00%	\$0.00 0.00%
5020316701 HEALTH INS - HUMAN RESOURCES		\$7,389.30	0.39%	\$20,903.65 0.24%
5020316702 HEALTH INS - RETIREES -HUMAN RESOURCES		\$0.00	0.00%	\$0.00 0.00%
5020316703 HEALTH INS - OPEB DEF CONTS - HR		\$0.00	0.00%	\$0.00 0.00%
5020316704 HEALTH INS - OPEB GASB 75 EXP - HR		\$0.00	0.00%	\$0.00 0.00%
5020401001 DENTAL PLANS - OPERATIONS		\$6,259.58	0.33%	\$25,168.86 0.29%
5020401101 DENTAL PLANS - OPERATIONS MGT		\$733.54	0.04%	\$3,025.76 0.04%
5020401201 DENTAL PLANS - PARATRANSIT		\$26.69	0.00%	\$38.61 0.00%
5020404101 DENTAL PLANS - VEHICLE MAIN		\$1,069.68	0.06%	\$4,228.81 0.05%
5020404201 DENTAL PLANS - NON-VEH MAINT		\$342.60	0.02%	\$1,370.40 0.02%
5020416001 DENTAL PLANS - ADMIN		\$831.54	0.04%	\$2,953.04 0.03%
5020416201 DENTAL PLANS - PLAN/MARKETING		\$557.15	0.03%	\$2,255.29 0.03%
5020416701 DENTAL PLANS - HUMAN RESOURCES		\$306.80	0.02%	\$1,227.20 0.01%
5020501001 LIFE INSURANCE - OPERATIONS		\$4,414.59	0.23%	\$15,420.96 0.18%
5020501101 LIFE INSURANCE -OPERATIONS MGT		\$494.96	0.03%	\$1,708.10 0.02%
5020501201 LIFE INSURANCE - PARATRANSIT		\$51.31	0.00%	\$165.55 0.00%
5020504101 LIFE INSURANCE - VEHICLE MAINT		\$625.60	0.03%	\$2,378.17 0.03%
5020504201 LIFE INSURANCE - NON-VEH MAINT		\$193.79	0.01%	\$766.34 0.01%
5020516001 LIFE INSURANCE - ADMIN		\$669.52	0.04%	\$2,157.29 0.03%
5020516201 LIFE INSURANCE -PLAN/MARKETING		\$247.76	0.01%	\$935.67 0.01%
5020516701 LIFE INSURANCE - HUMAN RESOURCES		\$159.84	0.01%	\$589.86 0.01%
5020701001 UNEMP INS - OPERATIONS		\$0.00	0.00%	\$13,640.04 0.16%
5020701101 UNEMP INS - OPERATIONS MGT		\$0.00	0.00%	\$0.00 0.00%
5020701201 UNEMP INS - PARATRANSIT		\$0.00	0.00%	\$0.00 0.00%
5020704101 UNEMP INS - VEHICLE MAINT		\$0.00	0.00%	\$0.00 0.00%
5020704201 UNEMP INS - NON-VEH MAINT		\$0.00	0.00%	\$0.00 0.00%
5020716001 UNEMP INS - ADMIN		\$0.00	0.00%	\$0.00 0.00%
5020716201 UNEMP INS -PLANNING/MARKETING		\$0.00	0.00%	\$0.00 0.00%
5020716701 UNEMP INS - HUMAN RESOURCES		\$0.00	0.00%	\$0.00 0.00%
5020801001 WORKERS COMPENSATION - OPERATIONS		\$125,692.37	6.62%	\$374,278.73 4.35%
5020801101 WORKERS COMPENSATION - OPERATIONS MANAGEMENT		\$12,674.16	0.67%	\$39,162.88 0.45%
5020801201 WORKERS COMPENSATION - PARATRANSIT		\$1,518.06	0.08%	\$3,555.66 0.04%
5020804101 WORKERS COMPENSATION - VEHICLE MAINTENANCE		\$22,307.13	1.18%	\$69,171.77 0.80%
5020804201 WORKERS COMPENSATION - NON-VEHICLE MAINTENANCE		\$8,609.11	0.45%	\$22,872.27 0.27%
5020816001 WORKERS COMPENSATION - ADMINISTRATION		\$12,669.09	0.67%	\$37,120.21 0.43%
5020816201 WORKERS COMPENSATION -PLANNING/MARKETING		\$8,614.17	0.45%	\$24,914.89 0.29%
5020816701 WORKERS COMPENSATION - HUMAN RESOURCES		\$3,550.58	0.19%	\$11,700.94 0.14%
5020901001 SICK LEAVE - OPERATIONS		\$17,873.99	0.94%	\$69,890.02 0.81%
5020901101 SICK LEAVE - OPERATIONS MANAGEMENT		\$4,797.65	0.25%	\$10,794.53 0.13%
5020901201 SICK LEAVE - PARATRANSIT		\$0.00	0.00%	\$407.36 0.00%
5020904101 SICK LEAVE - VEHICLE MAINTENANCE		\$2,951.57	0.16%	\$14,898.81 0.17%
5020904201 SICK LEAVE - NON-VEHICLE MAINTENANCE		\$182.67	0.01%	\$3,127.46 0.04%
5020916001 SICK LEAVE - ADMINISTRATION		\$2,409.19	0.13%	\$5,305.90 0.06%
5020916201 SICK LEAVE -PLANNING/MARKETING		\$1,769.18	0.09%	\$6,363.04 0.07%
5020916701 SICK LEAVE - HUMAN RESOURCES		\$698.70	0.04%	\$5,532.89 0.06%
5021001001 HOLIDAY - OPERATIONS		(\$291.38)	-0.02%	\$28,813.06 0.33%
5021001002 HOLIDAY - OPERATIONS (WORKED)		\$0.00	0.00%	\$0.00 0.00%

# Gold Coast Transit District

## Income Statement

Division: 01 Gold Coast Transit District

As of: 12/29/2021

From Fiscal Year: 2022 Thru Fiscal Year: 2022	From Period 4 Thru Period 4	Oct-2021 Current Period	Jul-2021 Oct-2021 Year To Date	
5021001101 HOLIDAY - OPERATIONS MANAGEMENT		\$0.00	0.00%	\$4,684.00 0.05%
5021001102 HOLIDAY - OPERATIONS MANAGEMENT (WORKED)		\$0.00	0.00%	\$0.00 0.00%
5021001201 HOLIDAY - PARATRANSIT		\$0.00	0.00%	\$629.36 0.01%
5021004101 HOLIDAY - VEHICLE MAINTENANCE		\$0.00	0.00%	\$5,338.99 0.06%
5021004102 HOLIDAY - VEHICLE MAINTENANCE (WORKED)		\$0.00	0.00%	\$0.00 0.00%
5021004201 HOLIDAY - NON-VEHICLE MAINTENANCE		\$0.00	0.00%	\$1,328.32 0.02%
5021004202 HOLIDAY -NON-VEHICLE MAINTENANCE (WORKED)		\$0.00	0.00%	\$0.00 0.00%
5021016001 HOLIDAY - ADMINISTRATION		\$0.00	0.00%	\$3,425.69 0.04%
5021016002 HOLIDAY - ADMINISTRATION (WORKED)		\$0.00	0.00%	\$223.90 0.00%
5021016201 HOLIDAY -PLANNING/MARKETING		\$0.00	0.00%	\$2,548.83 0.03%
5021016202 HOLIDAY - PLANNING/ MARKETING (WORKED)		\$0.00	0.00%	\$0.00 0.00%
5021016701 HOLIDAY - HUMAN RESOURCES		\$0.00	0.00%	\$1,538.96 0.02%
5021016702 HOLIDAY - HUMAN RESOURCES (WORKED)		\$0.00	0.00%	\$0.00 0.00%
5021101001 VACATION - OPERATIONS		\$33,728.17	1.78%	\$179,175.90 2.08%
5021101101 VACATION - OPERATIONS MANAGEMENT		\$3,652.20	0.19%	\$3,879.31 0.05%
5021101201 VACATION - PARATRANSIT		\$0.00	0.00%	(\$820.68) -0.01%
5021104101 VACATION - VEHICLE MAINTENANCE		\$6,613.22	0.35%	\$27,005.56 0.31%
5021104201 VACATION - NON-VEHICLE MAINTENANCE		\$280.20	0.01%	\$7,623.96 0.09%
5021116001 VACATION - ADMINISTRATION		\$5,944.86	0.31%	\$29,596.91 0.34%
5021116201 VACATION - PLANNING/MARKETING		\$1,400.48	0.07%	\$10,713.24 0.12%
5021116701 VACATION - HUMAN RESOURCES		\$427.60	0.02%	\$14,186.64 0.16%
5021201001 OTHER PAID ABSENCE - OPERATIONS		\$0.00	0.00%	\$4,588.93 0.05%
5021201101 OTHER PAID ABSENCE - OPERATIONS MANAGEMENT		\$0.00	0.00%	\$0.00 0.00%
5021201201 OTHER PAID ABSENCE - PARATRANSIT		\$0.00	0.00%	\$0.00 0.00%
5021204101 OTHER PAID ABSENCE - VEHICLE MAINTENANCE		\$0.00	0.00%	\$375.36 0.00%
5021204201 OTHER PAID ABSENCE - NON-VEHICLE MAINTENANCE		\$0.00	0.00%	\$0.00 0.00%
5021216001 OTHER PAID ABSENCE - ADMINISTRATION		\$0.00	0.00%	\$0.00 0.00%
5021216201 OTHER PAID ABSENCE -PLAN/MARKETING		\$0.00	0.00%	\$0.00 0.00%
5021216701 OTHER PAID ABSENCE - HUMAN RESOURCES		\$0.00	0.00%	\$0.00 0.00%
5021301001 UNIFORMS - OPERATIONS		\$0.00	0.00%	\$35,436.94 0.41%
5021301101 UNIFORMS - OPERATIONS MANAGEMENT		\$0.00	0.00%	\$342.25 0.00%
5021301201 UNIFORMS - PARATRANSIT		\$0.00	0.00%	\$0.00 0.00%
5021304101 UNIFORMS - VEHICLE MAINTENANCE		\$149.19	0.01%	\$6,464.93 0.08%
5021304201 UNIFORMS - NON-VEHICLE MAINTENANCE		\$0.00	0.00%	\$1,185.72 0.01%
5021316001 UNIFORMS - ADMINISTRATION		\$0.00	0.00%	\$901.19 0.01%
5021316201 UNIFORMS - PLANNING/MARKETING		\$0.00	0.00%	\$0.00 0.00%
5021316701 UNIFORMS - HUMAN RESOURCES		\$0.00	0.00%	\$0.00 0.00%
5021401001 OTHER FRINGE BENEFITS - OPERATIONS		\$0.00	0.00%	\$324.86 0.00%
5021401101 OTHER FRINGE BENEFITS - OPERATIONS MANAGEMENT		\$0.00	0.00%	\$32.77 0.00%
5021401201 OTHER FRINGE BENEFITS - PARATRANSIT		\$0.00	0.00%	\$3.92 0.00%
5021404101 OTHER FRINGE BENEFITS - VEHICLE MAINTENANCE		\$0.00	0.00%	\$55.02 0.00%
5021404201 OTHER FRINGE BENEFITS - NON-VEHICLE MAINTENANCE		\$0.00	0.00%	\$22.24 0.00%
5021416001 OTHER FRINGE BENEFITS - ADMINISTRATION		\$0.00	0.00%	\$3,031.43 0.04%
5021416201 OTHER FRINGE BENEFITS - PLANNING/MARKETING		\$0.00	0.00%	\$23.58 0.00%
5021416701 OTHER FRINGE BENEFITS - HUMAN RESOURCES		\$0.00	0.00%	\$9.18 0.00%
5021501001 OTHER BENEFITS PHYSICALS/DRUG TESTING- OPERATIONS		\$1,009.26	0.05%	\$19,729.32 0.23%
5021501101 O/BEN PHYS/DRUG TESTING-OPS MT		\$96.12	0.01%	\$176.22 0.00%
5021501201 O/BEN PHYS/DRUG TESTING-PARA		\$16.02	0.00%	\$24.03 0.00%
5021504101 O/BEN PHYS/DRUG TESTING-MAINT		\$80.10	0.00%	\$272.34 0.00%

# Gold Coast Transit District

## Income Statement

Division: 01 Gold Coast Transit District

As of: 12/29/2021

From Fiscal Year: 2022 Thru Fiscal Year: 2022	From Period 4 Thru Period 4	Oct-2021 Current Period	Jul-2021 Oct-2021 Year To Date	
5021504201 O/BEN PHYS/DRUG TESTING-NON-VEH MAINT		\$168.21	0.01%	\$192.24 0.00%
5021516001 O/BEN PHYS/DRUG TESTING-ADMIN		\$104.13	0.01%	\$176.22 0.00%
5021516201 O/BEN PHYS/DRUG TESTING-PLAN		\$72.09	0.00%	\$144.18 0.00%
5021516701 O/BEN PHYS/DRUG TESTING- HUMAN RES		\$24.03	0.00%	\$56.07 0.00%
5021601001 EDUCATIONAL ASSISTANCE-OPERS		\$0.00	0.00%	\$0.00 0.00%
5021601101 EDUCATIONAL ASSISTANCE-OPS MGT		\$0.00	0.00%	\$0.00 0.00%
5021601201 EDUCATIONAL ASSISTANCE-PARA		\$0.00	0.00%	\$0.00 0.00%
5021604101 EDUCATIONAL ASSISTANCE-MAINT		\$0.00	0.00%	\$800.00 0.01%
5021604201 EDUCATIONAL ASSISTANCE-NON-VEH MAINT		\$0.00	0.00%	\$0.00 0.00%
5021616001 EDUCATIONAL ASSISTANCE-ADMIN		\$0.00	0.00%	\$800.00 0.01%
5021616201 EDUCATIONAL ASSISTANCE-PLAN		\$0.00	0.00%	\$0.00 0.00%
5021616701 EDUCATIONAL ASSISTANCE - HUMAN RES		\$0.00	0.00%	\$800.00 0.01%
5021701001 FFCRA COVID - OPERATIONS		\$3,006.04	0.16%	\$3,535.21 0.04%
5021701101 FFCRA COVID - OPERATIONS MGMT		\$0.00	0.00%	\$0.00 0.00%
5021701201 FFCRA COVID - PARATRANSIT		\$0.00	0.00%	\$0.00 0.00%
5021704101 FFCRA COVID - VEHICLE MAINT		\$1,349.07	0.07%	\$1,349.07 0.02%
5021704201 FFCRA COVID - NON-VEHICLE MAINT		\$0.00	0.00%	\$0.00 0.00%
5021716001 FFCRA COVID - ADMIN		\$0.00	0.00%	\$0.00 0.00%
5021716201 FFCRA COVID - PLAN/MARKETING		\$0.00	0.00%	\$0.00 0.00%
5021801001 EFMLA COVID - OPERATIONS		\$0.00	0.00%	\$0.00 0.00%
5021801101 EFMLA COVID - OPERATIONS MGMT		\$0.00	0.00%	\$0.00 0.00%
5021801201 EFMLA COVID - PARATRANSIT		\$0.00	0.00%	\$0.00 0.00%
5021804101 EFMLA COVID - VEHICLE MAINT		\$0.00	0.00%	\$0.00 0.00%
5021804201 EFMLA COVID - NON-VEHICLE MAINT		\$0.00	0.00%	\$0.00 0.00%
5021816001 EFMLA COVID - ADMIN		\$0.00	0.00%	\$0.00 0.00%
5021816201 EFMLA COVID - PLAN/MARKETING		\$0.00	0.00%	\$0.00 0.00%
5021901001 SB95 - COVID - OPERATIONS		\$1,411.76	0.07%	\$17,428.26 0.20%
5021901101 SB95 - COVID - OPERATIONS MGMT		\$590.76	0.03%	\$2,141.47 0.02%
5021901201 SB95 - COVID - PARATRANSIT		\$0.00	0.00%	\$0.00 0.00%
5021904101 SB95 - COVID - MAINT		\$1,588.80	0.08%	\$7,253.45 0.08%
5021904201 SB95 - COVID - NON-VEH MAINT		\$0.00	0.00%	\$1,374.96 0.02%
5021916001 SB95 - COVID - ADMIN		\$0.00	0.00%	\$0.00 0.00%
5021916201 SB95 - COVID - PLAN & MKTG		\$188.93	0.01%	\$188.93 0.00%
5022001001 REFERRAL BONUS - OPERATIONS		\$0.00	0.00%	\$0.00 0.00%
5029900001 TOTAL FRINGE BENEFITS		\$954,524.43	50.29%	\$3,227,190.85 37.48%
5030000001 SERVICES				
5030116001 LEGAL		\$0.00	0.00%	\$541,560.91 6.29%
5030216001 AUDIT		\$0.00	0.00%	\$13,300.00 0.15%
5030301001 CONT MAINT SERV - OPERATIONS		\$0.00	0.00%	\$13,615.32 0.16%
5030301002 CONT MAINT SERV - OPS - CAP GRANTS		\$0.00	0.00%	\$0.00 0.00%
5030301201 CONT MAINT SERV - PARATRANSIT		\$0.00	0.00%	\$28,382.40 0.33%
5030301202 CONT MAINT SERV - PARA - CAP GRANTS		\$0.00	0.00%	\$0.00 0.00%
5030304101 CONT MAINT SERV-VEHICLE MAINT		\$855.00	0.05%	\$25,086.81 0.29%
5030304102 CONT MAINT SERV - VEH MAINT - CAP GRANTS		\$0.00	0.00%	\$0.00 0.00%
5030304201 CONT MAINT SERV-NON-VEH MAINT		\$445.00	0.02%	\$31,872.24 0.37%
5030304202 CONT MAINT SERV - NON VEH MAINT - CAP GRANTS		\$0.00	0.00%	\$0.00 0.00%
5030316001 CONT MAINT SERV - ADMIN		\$0.00	0.00%	\$1,452.73 0.02%
5030316002 CONT MAINT SERV - ADMIN - CAP GRANTS		\$0.00	0.00%	\$0.00 0.00%
5030316011 CONT MAINT SERV - IT		\$2,171.27	0.11%	\$21,253.75 0.25%
5030316012 CONT MAINT SERV - HR - CAP GRANTS		\$0.00	0.00%	\$0.00 0.00%
5030316201 CONT MAINT SERV - PLAN/MRKTG		\$0.00	0.00%	\$23,809.78 0.28%
5030316202 CONT MAINT SERV - PLAN/MRKTG - CAP GRANTS		\$0.00	0.00%	\$0.00 0.00%

# Gold Coast Transit District

## Income Statement

Division: 01 Gold Coast Transit District

As of: 12/29/2021

From Fiscal Year: 2022 Thru Fiscal Year: 2022	From Period 4 Thru Period 4	Oct-2021 Current Period	Jul-2021 Oct-2021 Year To Date	
5030316701 CONT MAINT SERV - HUMAN RESOURCES		\$0.00	0.00%	\$0.00 0.00%
5030316712 CONT MAINT SERV - IT- CAPITAL GRANTS		\$0.00	0.00%	\$0.00 0.00%
5030401001 O/PROF SERV - OPERATIONS		\$5,322.48	0.28%	\$15,114.30 0.18%
5030401201 O/PROF SERV - PARATRANSIT		\$99.57	0.01%	\$280.11 0.00%
5030404101 O/PROF SERV - VEHICLE MAINT		\$870.68	0.05%	\$2,449.96 0.03%
5030404201 O/PROF SERV - NON VEH MAINT		\$233.85	0.01%	\$730.27 0.01%
5030416001 O/PROF SERV - ADMIN		\$1,027.72	0.05%	\$95,001.04 1.10%
5030416701 O/PROF SERV - HUMAN RESOURCES		\$278.62	0.01%	\$657.54 0.01%
5030501201 TEMPORARY HELP - PARATRANSIT		\$0.00	0.00%	\$0.00 0.00%
5030504101 TEMPORARY HELP - VEHICLE MAINT		\$0.00	0.00%	\$0.00 0.00%
5030504201 TEMPORARY HELP - NON-VEH MAINT		\$0.00	0.00%	\$877.44 0.01%
5030516001 TEMPORARY HELP - ADMIN		\$0.00	0.00%	\$48,040.50 0.56%
5030516201 TEMPORARY HELP - PLNG/MRKTG		\$0.00	0.00%	\$0.00 0.00%
5030516701 TEMPORARY HELP - HUMAN RESOURCES		\$0.00	0.00%	\$0.00 0.00%
5030604201 SECURITY SERV - VEHICLE MAINT		\$0.00	0.00%	\$66,263.76 0.77%
5030701001 ADA PARATRANSIT SERVICES		\$0.00	0.00%	\$585,585.45 6.80%
5030701201 ADA SERVICES - PARATRANSIT		\$0.00	0.00%	\$0.00 0.00%
5030702001 ADA PARATRANSIT CONTINGENCY		\$0.00	0.00%	\$0.00 0.00%
5030704201 CNG STATION EXPENSE		\$0.00	0.00%	\$3,475.13 0.04%
5030704202 CNG STATION - CAPITAL GRANTS		\$0.00	0.00%	\$0.00 0.00%
5035016001 ADVERTISING AND PROMOTION FEES		\$0.00	0.00%	\$0.00 0.00%
5039900001 TOTAL SERVICES		\$11,304.19	0.60%	\$1,518,809.44 17.64%
5040000001 MATERIALS AND SUPPLIES				
5040101002 FUEL/LUBE - OPS CNG VEH		\$1,965.10	0.10%	\$122,437.63 1.42%
5040101201 FUEL/LUBE - PARATRANSIT		\$0.00	0.00%	\$1,271.07 0.01%
5040101202 FUEL/LUBE-PARATRANSIT CNG VEH		\$0.00	0.00%	\$8,380.50 0.10%
5040104101 FUELS/LUBRICANTS-VEHICLE MAINT		\$13.99	0.00%	\$3,835.99 0.04%
5040104102 FUEL/LUBE CNG-VEHICLE MAINT		\$0.00	0.00%	\$0.00 0.00%
5040201001 TIRES/TUBES - OPERATIONS		\$0.00	0.00%	\$35,842.25 0.42%
5040204101 TIRES/TUBES - VEHICLE MAINT		\$0.00	0.00%	\$9,351.27 0.11%
5040301201 GASOLINE - PARATRANSIT		\$0.00	0.00%	\$0.00 0.00%
5040304101 GASOLINE - VEHICLE MAINT		\$0.00	0.00%	\$0.00 0.00%
5040404101 REPAIR PARTS - VEHICLE MAINT		\$39,635.49	2.09%	\$111,627.93 1.30%
5040404102 REPAIR PARTS - VEHICLE MAINT - GRANTS		\$0.00	0.00%	\$0.00 0.00%
5040404201 REPAIR PARTS - FACILITY MAINT		\$0.00	0.00%	\$157.58 0.00%
5040404301 REPAIR PARTS - OBSOLETE PARTS		\$0.00	0.00%	\$0.00 0.00%
5040504101 O/REPAIR PARTS - VEHICLE MAINT		\$0.00	0.00%	\$0.00 0.00%
5040604101 OTHER SHOP MATLS-VEHICLE MAINT		\$2,868.91	0.15%	\$32,090.48 0.37%
5040704101 TOOL ALLOWANCE - VEHICLE MAINT		\$0.00	0.00%	\$4,573.94 0.05%
5040704201 TOOL ALLOWANCE - NON-VEH MAINT		\$0.00	0.00%	\$0.00 0.00%
5040804101 WARRANTY RECOVERY-VEHICLE MAIN		\$0.00	0.00%	\$0.00 0.00%
5040901001 TELEPHONE - OPERATIONS		\$0.00	0.00%	\$851.32 0.01%
5040901101 TELEPHONE - OPERATIONS MGT		\$0.00	0.00%	\$69.24 0.00%
5040901201 TELEPHONE - PARATRANSIT		\$0.00	0.00%	\$69.24 0.00%
5040904101 TELEPHONE - VEHICLE MAINT		\$7.88	0.00%	\$467.25 0.01%
5040916001 TELEPHONE - ADMIN		\$1,199.42	0.06%	\$6,857.14 0.08%
5040916201 TELEPHONE-PLANNING & MARKETING		\$0.00	0.00%	\$276.96 0.00%
5040916701 TELEPHONE - HUMAN RESOURCES		\$0.00	0.00%	\$415.44 0.00%
5041016001 OFFICE SUPPLIES - ADMIN		\$162.82	0.01%	\$4,901.20 0.06%
5041116001 COPIER COSTS		\$0.00	0.00%	\$4,520.78 0.05%
5041216001 POSTAGE		\$27.10	0.00%	\$269.00 0.00%
5042001001 O/MAT & SUPPLIES - OPERATIONS		\$337.96	0.02%	\$3,071.07 0.04%

# Gold Coast Transit District

## Income Statement

Division: 01 Gold Coast Transit District

As of: 12/29/2021

From Fiscal Year: 2022 Thru Fiscal Year: 2022	From Period 4 Thru Period 4	Oct-2021 Current Period	Jul-2021 Oct-2021 Year To Date	
5042001002 O/MAT & SUPPLIES - OPS- CAP GRANTS		\$0.00	0.00%	\$0.00 0.00%
5042001201 O/MAT & SUPPLIES - PARATRANSIT		\$0.00	0.00%	\$1,251.67 0.01%
5042001202 O/MAT & SUPPLIES - PARA - CAP GRANTS		\$0.00	0.00%	\$0.00 0.00%
5042004101 O/MAT & SUPPLIES-VEHICLE-MAINT		\$644.59	0.03%	\$3,637.17 0.04%
5042004102 O/MAT & SUPPLIES - VEH MAINT- CAP GRANTS		\$0.00	0.00%	\$0.00 0.00%
5042004201 O/MAT & SUPPLIES-NON-VEH MAINT		\$2,593.68	0.14%	\$32,053.89 0.37%
5042004202 O/MAT & SUPPLIES - NON VEH MAINT- CAP GRANTS		\$0.00	0.00%	\$0.00 0.00%
5042016001 O/MAT & SUPPLIES - ADMIN		\$1,479.25	0.08%	\$12,497.68 0.15%
5042016002 O/MAT & SUPPLIES - ADMIN- CAP GRANTS		\$0.00	0.00%	\$0.00 0.00%
5042016003 O/MAT & SUPPLIES - SUSPENSE ACCOUNT		(\$9,746.50)	-0.51%	(\$9,746.50) -0.11%
5042016011 O/MAT & SUPPLIES - IT		\$0.00	0.00%	\$40,376.26 0.47%
5042016021 O/MAT & SUPPLIES - IT - CAPITAL GRANTS		\$0.00	0.00%	\$0.00 0.00%
5042016201 O/MAT & SUPPLIES - PLAN/MRKTG		\$0.00	0.00%	\$887.31 0.01%
5042016202 O/MAT & SUPPLIES - PLAN/MRKTG- CAP GRANTS		\$0.00	0.00%	\$0.00 0.00%
5042016701 O/MAT & SUPPLIES - HUMAN RESOURCES		\$654.39	0.03%	\$2,788.08 0.03%
5042016702 O/MAT & SUPPLIES - HR - CAPITAL GRANTS		\$0.00	0.00%	\$0.00 0.00%
5043001001 TICKETS/SCHEDLS - OPERATIONS		\$0.00	0.00%	\$8,054.90 0.09%
5043001002 TICKETS/SCHEDLS - OPERATIONS - CAP GRANTS		\$0.00	0.00%	\$0.00 0.00%
5043001201 TICKETS/SCHEDLS - PARATRANSIT		\$0.00	0.00%	\$0.00 0.00%
5044016001 PLANNING PROJECTS		\$0.00	0.00%	\$0.00 0.00%
5045016001 DISCOUNTS		\$0.00	0.00%	(\$0.51) 0.00%
5046016001 SUB-GRANTEE/PASS THROUGH PROJ.		\$0.00	0.00%	\$0.00 0.00%
5047016001 SECTION 18 - CITY OF OJAI		\$0.00	0.00%	\$0.00 0.00%
5049900001 TOTAL MATERIALS AND SUPPLIES		\$41,844.08	2.20%	\$443,137.23 5.15%
5050000001 UTILITIES				
5050101002 ELECTRICITY - CNG STATION		\$0.00	0.00%	\$68,228.34 0.79%
5050104201 ELECTRIC - NON-VEH MAINT		\$0.00	0.00%	\$4,378.04 0.05%
5050204201 GAS - NON-VEH MAINT		\$0.00	0.00%	\$1,848.92 0.02%
5050304201 WATER - NON-VEH MAINT		\$0.00	0.00%	\$9,793.15 0.11%
5050404201 SEWER - NON-VEH MAINT		\$0.00	0.00%	\$634.94 0.01%
5050504201 REFUSE - NON-VEH MAINT		\$0.00	0.00%	\$2,455.26 0.03%
5059900001 TOTAL UTILITIES		\$0.00	0.00%	\$87,338.65 1.01%
5060000001 CASUALTY AND LIABILITY COSTS				
5060116001 PUBLIC LIABILITY DAMAGE PREM		\$0.00	0.00%	\$0.00 0.00%
5060116002 PARATRANSIT INSURANCE EXPENSE		\$0.00	0.00%	\$0.00 0.00%
5060216001 OTHER INSURANCE EXPENSE		\$0.00	0.00%	\$16,818.58 0.20%
5060316001 SAFETY PROGRAM EXPENSE - ADMIN		\$0.00	0.00%	\$0.00 0.00%
5060316701 SAFETY PROGRAM EXPENSE - HR		\$0.00	0.00%	\$0.00 0.00%
5060416001 CLAIMS EXPENSE		\$0.00	0.00%	\$3,109.78 0.04%
5060516001 ROADEO/SAFETY PROGRAM		\$0.00	0.00%	\$0.00 0.00%
5061016001 RECOVERY OF LOSSES		\$0.00	0.00%	\$0.00 0.00%
5061016101 LOSSES FROM ASSET WRITE OFFS		\$0.00	0.00%	\$0.00 0.00%
5069916001 TOTAL CASUALTY AND LIABILITY		\$0.00	0.00%	\$19,928.36 0.23%
5070000001 FUEL TAXES				
5070101001 FUEL TAXES		\$0.00	0.00%	\$0.00 0.00%
5070101201 FUEL TAXES - PARATRANSIT		\$0.00	0.00%	\$0.00 0.00%
5079900001 TOTAL FUEL TAXES		\$0.00	0.00%	\$0.00 0.00%
5090000001 MISCELLANEOUS EXPENSE				
5090116001 DUES AND SUBSCRIPTIONS		\$97.87	0.01%	\$715.98 0.01%

# Gold Coast Transit District

## Income Statement

Division: 01 Gold Coast Transit District

As of: 12/29/2021

From Fiscal Year: 2022 Thru Fiscal Year: 2022	From Period 4 Thru Period 4	Oct-2021 Current Period	Jul-2021 Oct-2021 Year To Date	
5090201002 TRAVEL AND MEETINGS - OPERATIONS		\$0.00	0.00%	\$0.00 0.00%
5090201102 TRAVEL AND MEETINGS - OPS MGMT		\$0.00	0.00%	\$103.00 0.00%
5090201202 TRAVEL AND MEETINGS - PARATRANSIT		\$0.00	0.00%	\$1,180.40 0.01%
5090204102 TRAVEL AND MEETINGS - VEH MAINT		\$0.00	0.00%	\$0.00 0.00%
5090204202 TRAVEL AND MEETINGS - NON-VEH MAINT		\$0.00	0.00%	\$0.00 0.00%
5090216002 TRAVEL AND MEETINGS - ADMIN		\$0.00	0.00%	\$0.00 0.00%
5090216202 TRAVEL AND MEETINGS - PLAN AND MARTKNG		\$0.00	0.00%	\$0.00 0.00%
5090216702 TRAVEL AND MEETINGS - HUMAN RESOURCES		\$0.00	0.00%	\$0.00 0.00%
5090304201 ENVIRONMENTAL FEES		\$575.00	0.03%	\$5,532.03 0.06%
5090316001 OFFICERS AND DIRECTORS EXPENSE		\$0.00	0.00%	\$644.65 0.01%
5090416701 EMPLOYEE EVENTS - HUMAN RESOURCES		\$1,225.10	0.06%	\$5,925.94 0.07%
5090501001 TRAINING - OPERATIONS		\$0.00	0.00%	\$0.00 0.00%
5090501101 TRAINING - OPERATIONS MGT		\$266.83	0.01%	\$1,999.28 0.02%
5090501201 TRAINING - PARATRANSIT		\$0.00	0.00%	\$0.00 0.00%
5090504101 TRAINING - VEHICLE MAINT		\$1,520.54	0.08%	\$9,668.82 0.11%
5090504201 TRAINING NON VEH MAINT		\$80.44	0.00%	\$342.73 0.00%
5090516001 TRAINING - ADMIN		\$0.00	0.00%	\$1,245.00 0.01%
5090516201 TRAINING - PLANNING/MARKETING		\$0.00	0.00%	\$0.00 0.00%
5090516701 TRAINING - HUMAN RESOURCES		\$0.00	0.00%	\$0.00 0.00%
5090601201 ADVT/PROMOTIONS - PARATRANSIT		\$0.00	0.00%	\$0.00 0.00%
5090601202 ADVT/PROMOTIONS - PARA - CAP GRANTS		\$0.00	0.00%	\$0.00 0.00%
5090616001 ADVT/PROMOTIONS - ADMIN		\$0.00	0.00%	\$120.18 0.00%
5090616201 ADVT/PROMOTIONS-PLAN MARKETING		\$737.99	0.04%	\$22,801.16 0.26%
5090616202 ADVT/PROMOTIONS - PLAN/MRKTG - CAP GRANTS		\$0.00	0.00%	\$0.00 0.00%
5090616204 ADVT/PROMOTIONS-P/M BUS ADV		\$0.00	0.00%	\$0.00 0.00%
5090616205 ADVT/PROMOTIONS-P/M TOKEN TRANSIT		\$1,730.24	0.09%	\$8,478.04 0.10%
5090616701 ADVT/PROMOTIONS - HUMAN RESOURCES		\$1,107.65	0.06%	\$5,575.61 0.06%
5090700001 BAD DEBTS EXPENSE		\$0.00	0.00%	\$0.00 0.00%
5090716001 LEGAL ADVERTISING		\$0.00	0.00%	\$0.00 0.00%
5090816001 CASH OVER/SHORT		\$0.00	0.00%	\$0.00 0.00%
5090916001 REFUNDS		\$0.00	0.00%	\$0.00 0.00%
5092016001 NONCAPITAL EQUIPMENT		\$0.00	0.00%	\$0.00 0.00%
5092016002 NONCAPITAL EQUIPMENT - CAP GRANTS		\$0.00	0.00%	\$0.00 0.00%
5092016011 NONCAPITAL EQUIPMENT - I.T.		\$0.00	0.00%	\$0.00 0.00%
5099900001 TOTAL MISCELLANEOUS EXPENSE		\$7,341.66	0.39%	\$64,332.82 0.75%
5110000001 INTEREST EXPENSE				
5110110001 INTEREST EXPENSE-LONG TERM		\$0.00	0.00%	\$0.00 0.00%
5110210001 INTEREST EXPENSE-SHORT TERM		\$6,632.26	0.35%	\$31,586.43 0.37%
5119900001 TOTAL INTEREST EXPENSE		\$6,632.26	0.35%	\$31,586.43 0.37%
5120000001 LEASES				
5120016001 LEASE - OXNARD TRANS CENTER		\$0.00	0.00%	\$4,149.68 0.05%
5120916001 TOTAL LEASES		\$0.00	0.00%	\$4,149.68 0.05%
5130000001 TANGIBLE DEPN AND AMORTIZATION				
5130116001 BUILDING		\$0.00	0.00%	\$0.00 0.00%
5130216001 REVENUE VEHICLES		\$0.00	0.00%	\$7,611.25 0.09%
5130316001 OTHER VEHICLES		\$0.00	0.00%	\$0.00 0.00%
5130416001 MAINTENANCE SHOP EQUIPMENT		\$0.00	0.00%	\$0.00 0.00%
5130516001 OFFICE EQUIPMENT		\$0.00	0.00%	\$0.00 0.00%
5130616001 OTHER EQUIPMENT		\$0.00	0.00%	\$0.00 0.00%
5130716001 OTC LEASEHOLD IMPROVEMENTS		\$0.00	0.00%	\$0.00 0.00%

# Gold Coast Transit District

## Income Statement

Division: 01 Gold Coast Transit District

As of: 12/29/2021

From Fiscal Year: 2022 Thru Fiscal Year: 2022	From Period 4 Thru Period 4	Oct-2021 Current Period	Jul-2021 Oct-2021 Year To Date	
5130916001 TOTAL TRANSIT DEPN & AMORT		\$0.00	0.00%	\$7,611.25 0.09%
5131000001 PARATRANSIT DEPRECIATION & AMORT				
5131216001 PARATRANSIT REVENUE VEHICLES		\$0.00	0.00%	\$0.00 0.00%
5131516001 PARATRANSIT OFFICE EQUIPMENT		\$0.00	0.00%	\$0.00 0.00%
5131616001 PARATRANSIT OTHER EQUIPMENT		\$0.00	0.00%	\$0.00 0.00%
5131916001 TOTAL PARA DEPN & AMORT.		\$0.00	0.00%	\$0.00 0.00%
5132000001 INTANGIBLE ASSETS DEPN & AMORT				
5132900001 OTHER INTANGIBLE ASSETS		\$0.00	0.00%	\$0.00 0.00%
5132916001 TOTAL INT'BLE ASSETS DEPN & AMORT		\$0.00	0.00%	\$0.00 0.00%
5164100001 MISCELLANEOUS FEES				
5164116001 CREDIT CARD FEES		\$0.00	0.00%	\$1,080.70 0.01%
5164116002 TOKEN TRANSIT FEES		\$1,675.91	0.09%	\$6,028.02 0.07%
5164916001 TOTAL MISCELLANEOUS FEES		\$1,675.91	0.09%	\$7,108.72 0.08%
5170000001 DEBT SERVICE EXPENSE				
5170110001 SERIES 2017 - COPS - INT EXP		\$0.00	0.00%	\$0.00 0.00%
5170120001 SERIES 2017 - COPS - PREM AMORT		\$0.00	0.00%	\$0.00 0.00%
5170130001 SERIES 2017 - COPS - COST OF ISS		\$0.00	0.00%	\$0.00 0.00%
5179900001 TOTAL DEBT SERVICE EXPENSE		\$0.00	0.00%	\$0.00 0.00%
5180101001 FEMA OPERATIONS DEPT 10		\$0.00	0.00%	\$0.00 0.00%
5180101101 FEMA OPERATIONS MGMT DEPT 11		\$0.00	0.00%	\$0.00 0.00%
5180101201 FEMA PARATRANSIT DEPT 12		\$0.00	0.00%	\$0.00 0.00%
5180104101 FEMA MAINT DEPT 41		\$0.00	0.00%	\$0.00 0.00%
5180104201 FEMA MAINT DEPT 42		\$0.00	0.00%	\$0.00 0.00%
5180116001 FEMA ADMIN DEPT 160		\$0.00	0.00%	\$0.00 0.00%
5180116201 FEMA PLANNING/MKTG DEPT 162		\$0.00	0.00%	\$0.00 0.00%
5180116701 FEMA HUMAN RESOURCES DEPT 167		\$0.00	0.00%	\$0.00 0.00%
5200000001 CONTINGENCY				
5200999001 TOTAL CONTINGENCY		\$0.00	0.00%	\$0.00 0.00%
5201160001 OPERATING CONTINGENCY		\$0.00	0.00%	\$0.00 0.00%
5500000001 TOTAL EXPENSES		\$1,898,136.39	100.00%	\$8,610,582.92 100.00%
6000000001 PROFIT/LOSS		(\$367,727.94)	-19.37%	(\$4,761,283.11) -55.30%

**Gold Coast Transit District**  
**Payroll Information**

<b>Pay Date</b>	<b>Period End</b>	<b>Gross Earnings</b>	<b>Direct Deposits</b>	<b>Net Pay</b>	<b>Payroll Tax EFTs</b>	<b>Non-tax Deductions</b>
8-Oct-21	2-Oct-21	\$ 483,602.35	\$ 321,387.93	\$ 22,975.05	\$ 77,540.75	\$ 67,180.61
22-Oct-21	16-Oct-21	\$ 482,195.19	\$ 331,892.16	\$ 13,020.57	\$ 77,208.31	\$ 79,466.98
		<b>\$ 965,797.54</b>	<b>\$ 653,280.09</b>	<b>\$ 35,995.62</b>	<b>\$ 154,749.06</b>	<b>\$ 146,647.59</b>

**Gold Coast Transit District  
Schedule of Money Transfers  
For the Month of October 2021**

Date	Description	Accounts		Amount
		From	To	
10/4/2021	Transfer for AP	UB Money Market 2	UB General Account	60,373.09
10/4/2021	Transfer for Payroll	UB Money Market 2	UB Payroll Account	10,000.00
10/6/2021	Transfer for Payroll	UB Money Market 2	UB General Account	421,903.73
10/6/2021	Transfer for Payroll	UB General Account	UB Payroll Account	421,903.73
10/12/2021	Transfer for AP	UB Money Market 2	UB General Account	876,633.75
10/12/2021	Transfer for AP	UB Money Market 2	UB General Account	876,633.75
10/20/2021	Transfer for Payroll	UB General Account	UB Payroll Account	425,878.23
10/29/2021	Transfer for GCTD LTF	UB LTF Gen Checking	UB GCTD Money Market 2	1,295,917.00
10/29/2021	Transfer for GCTD Agencies LTF	UB LTF Gen Checking	Various GCTD Agencies	329,658.00



January 5, 2022

Item #6

**TO** GCTD Board of Directors

**FROM** Marlena Kohler, Purchasing Manager *MLK*

**SUBJECT** Report of Contracts Awarded.

---

**SUMMARY**

As requested by the Board of Directors on December 2, 2020 and in accordance with the GCTD Purchasing Resolution, staff is to provide a monthly report of all purchases issued by this agency. The attached report lists all purchase orders awarded since the December 2021 Board meeting.

**RECOMMENDATION**

**It is recommended that the Board of Directors receive and file this report.**

**GENERAL MANAGER'S CONCURRENCE**

---

Steven P. Brown  
General Manager

**GOLD COAST TRANSIT DISTRICT**

Contracts/PO Awarded Report  
January 2022

Date Ordered	Name	PO#	Description	Cost
<b>PROCUREMENT</b>				
11/23/2021	COMPUWAVE, INC.	A0010242	OptiPlex 7090 Small Form Factor-Build Your Own	\$5,511.66
12/6/2021	ACCOUNTemps A ROBERT HALF COMPANY	A0010243	Direct hire fee (Allen S)	\$27,500.00
12/15/2021	CITI/USA, INC.	B0020099	w/o Reservoir 20 Different designs #1626Thru #1645	\$1,845.59
12/15/2021	SUPERIOR PRINTING & GRAPHICS, INC	D0090034	3"x4" pads, 60lb Astrobright Lunar Blue	\$3,552.25
11/23/2021	AVAIL TECHNOLOGIES, INC.	M0048866	scanner	\$5,705.04
			<b>Procurement Total</b>	<b>\$44,114.54</b>
<b>PARTS</b>				
11/18/2021	WEBASTO CHARGING SYSTEMS, INC.	M0048862	CHARGING STATION	\$4,772.43
11/17/2021	VENTURA COUNTY AUTO SUPPLY	M0048856	TRANSMISSION OIL SYNTHETIC	\$3,872.69
11/18/2021	THE AFTERMARKET PARTS COMPANY, LLC	M0048858	SWITCH, VARIABLE SPEED 24V	\$3,464.29
11/18/2021	SOUTHERN COUNTIES FUELS	M0048860	SUMMIT SYN NGL 444	\$3,371.51
11/18/2021	CUMMINS PACIFIC LLC	M0048861	COIL IGNITION 3500-16	\$1,563.76
11/18/2021	LOS ANGELES TRUCK CENTERS, LLC	M0048857	FILTER, SECONDARY FUEL	\$1,482.15
11/18/2021	GIBBS INTERNATL TRUCKS	M0048859	Sensor, Position	\$54.14
11/19/2021	SUPERIOR SANITARY SUPPLIES	M0048863	Medium Cases Powder Free, 7 mil Black Gloves	\$4,349.33
11/23/2021	INTERSTATE BATTERIES	M0048864	BATTERY - INTERSTATE	\$584.90
11/23/2021	THE AFTERMARKET PARTS COMPANY, LLC	M0048865	Ball Joint, Drag Link	\$48.22
11/24/2021	GREG'S PETROLEUM SERVICE, INC	M0048868	VALVOLINE PREMIUM BLUE 9200 15W-40	\$2,795.58
11/24/2021	CUMMINS PACIFIC LLC	M0048867	ENGINE RELAY	\$206.72
11/28/2021	LOS ANGELES TRUCK CENTERS, LLC	M0048869	FILTER OIL	\$2,048.02
11/29/2021	GILLIG LLC	M0048871	SOLENOID, 24V 100A	\$3,992.20
11/29/2021	THE AFTERMARKET PARTS COMPANY, LLC	M0048870	BLIND44X20	\$2,293.52
11/29/2021	MUNCIE RECLAMATION AND SUPPLY COMPANY	M0048872	Sensor, Amerex	\$974.79
12/1/2021	THE AFTERMARKET PARTS COMPANY, LLC	M0048875	ROD END, TURNBUCKLE LH	\$3,097.35
12/1/2021	CUMMINS PACIFIC LLC	M0048873	ORING, BREATHER HOUSING	\$1,294.41
12/1/2021	CUMMINS PACIFIC LLC	M0048876	COVER, REAR	\$1,092.11
12/1/2021	AMERICAN MOVING PARTS	M0048874	ABS SERSOR, REAR	\$1,058.17
12/2/2021	CLEAN ENERGY	M0048880	COMPRESSOR VALVE SUCTION 98RX MTX	\$3,383.54
12/2/2021	N/S CORPORATION	M0048879	CHECK VALVE NOZZLE 5005 BRASS TIP	\$692.08
12/2/2021	ROMAINE ELECTRIC CORPORATION	M0048878	SPARK PLUGS, DENSO	\$395.23
12/3/2021	GREG'S PETROLEUM SERVICE, INC	M0048881	VALVOLINE PREMIUM BLUE 9200 15W-40	\$1,239.17
12/5/2021	SOUTHERN COUNTIES FUELS	M0048882	TRANSMISSION OIL SYNTHETIC	\$4,039.08
12/6/2021	GILLIG LLC	M0048889	AIR BAG SUSPENSION BOLT	\$2,628.76
12/6/2021	THE AFTERMARKET PARTS COMPANY, LLC	M0048888	MODULE VMM-1210	\$1,363.25
12/6/2021	SOUTHERN COUNTIES FUELS	M0048883	GEARLUBE 80W90 GL5	\$1,263.80
12/6/2021	LOS ANGELES TRUCK CENTERS, LLC	M0048886	AIR DRYER PURGE VALVE KIT	\$589.50
12/6/2021	ROMAINE ELECTRIC CORPORATION	M0048884	COIL EXTENSION	\$408.31
12/6/2021	CUMMINS PACIFIC LLC	M0048887	Sensor, Coolant Level	\$224.62
12/6/2021	VALLEY POWER SYSTEMS, INC.	M0048885	O RING	\$25.30
12/7/2021	GILLIG LLC	M0048890	ELECTRIC ACTUATOR	\$3,746.62
12/7/2021	ROMAINE ELECTRIC CORPORATION	M0048891	COIL EXTENSION	\$1,224.93
12/10/2021	CUMMINS PACIFIC LLC	M0048892	FILTER OIL	\$53.18
12/13/2021	N/S CORPORATION	M0048896	RO CARTRIDGE FILTER 5 MICRON 200640	\$1,660.86
12/13/2021	THE AFTERMARKET PARTS COMPANY, LLC	M0048898	Sensor, Amerex	\$1,376.74
12/13/2021	CUMMINS PACIFIC LLC	M0048895	SEAL, RECT RING, FILLER CAP	\$1,058.32
12/13/2021	LOS ANGELES TRUCK CENTERS, LLC	M0048894	AIR DRYER DESICCANT CARTRIDGE	\$392.75
12/13/2021	MUNCIE RECLAMATION AND SUPPLY COMPANY	M0048897	FILTER, DEFROSTER	\$60.40
12/14/2021	THE AFTERMARKET PARTS COMPANY, LLC	M0048899	AIR BAG, FRONT/REAR	\$4,178.23
12/14/2021	LOS ANGELES TRUCK CENTERS, LLC	M0048900	ANTIFREEZE	\$949.56
12/15/2021	GILLIG LLC	M0048901	Sensor, Hydraulic/Coolant	\$1,270.65
12/15/2021	INTERSTATE BATTERIES	M0048902	BATTERY - INTERSTATE	\$1,110.67
12/16/2021	CUMMINS PACIFIC LLC	M0048903	VALVE, FUEL FLOW	\$3,070.47
12/16/2021	GREG'S PETROLEUM SERVICE, INC	M0048905	VALVOLINE PREMIUM BLUE 9200 15W-40	\$2,049.80
12/17/2021	PRODUCTIVE SOLUTIONS	P0030254	AFM System, Fare Media Productions POS 1-4 License	\$2,899.00
12/17/2021	ROMAINE ELECTRIC CORPORATION	M0048906	MOTOR EVAPORATOR FAN	\$882.40
			<b>Parts Total</b>	<b>\$84,653.50</b>
			<b>GRAND TOTAL</b>	<b>\$128,768.04</b>



Item #7

**DATE** January 5, 2022

**TO** GCTD Board of Directors

**FROM** Vanessa Rauschenberger, Acting Assistant General Manager

**SUBJECT** **Consider Reconfirming Resolution 2021-09 Authorizing Virtual Board and Committee Meetings Pursuant to AB 361**

---

## **SUMMARY**

Since the start of the pandemic, the Board of Directors has been holding its regular board meetings virtually in accordance with Executive Orders issued by the Governor. The Governor has now rescinded those orders as they relate to the virtual meetings and the legislature has adopted AB 361 reestablishing and amending the requirements to meet virtually.

On November 3, 2021, the Board adopted resolution 2021-09 which authorized continuation of virtual meetings for 30 days. In order to continue meeting virtually, the Board of Director is required to make findings reconfirming the continuation of virtual meetings every 30 days.

## **BACKGROUND**

When the COVID-19 pandemic began, California Governor Gavin Newsom signed an Executive Order that allowed public agencies to meet virtually. The most recent Executive Order, N-33-20, expired on September 30, 2021. On September 16, Governor Newsom signed Assembly Bill (AB) 361. AB 361 gives the option for public agencies to continue meeting virtually until January 1, 2024. This bill allows local agencies to use teleconferencing in compliance with the Ralph M. Brown Act. Pursuant to AB 361, the GCTD Board of Directors must reconsider the continuing need for virtual meetings every thirty (30) days.

Virtual meetings are permitted presently because Governor Newsom has proclaimed a state of emergency. The State of California and many local officials have recommended measures to promote social distancing. If those conditions change, the local agency can still meet virtually if it has determined that physical presence at meetings would present imminent risks to the health and safety of attendees.

## **RECOMMENDATION**

**It is recommended that the Board consider reconfirming GCTD Resolution 2021-09, declaring the need for continuation of virtual Board meetings, pursuant to AB 361.**

## **GOLD COAST TRANSIT DISTRICT**



**Item #8**

**DATE** January 5, 2022  
**TO** GCTD Board of Directors  
**FROM** Steven DeBaun, General Counsel  
**SUBJECT** Consider Approval of Contract Extension for General Manager Steven Brown

---

## **SUMMARY**

During closed session at its December Board meeting the Board of Directors asked that a three-month extension of the current General Manager Steven Brown's employment contract be placed on the January board meeting agenda for consideration and possible approval. The three-month extension is proposed to allow continuity of leadership during the selection process for a new General Manager.

The attached contract amendment extends Mr. Brown's employment contract for three months to March 30, 2022, or when a new General Manager is employed by the District, whichever occurs sooner.

## **RECOMMENDATION**

It is recommended that the Board consider the approval of Contract Extension with Steven P. Brown, General Manager for a Period of 3 months to March 30, 2022, or when a New General Manager is employed by the District, whichever occurs first.

Attachment: Draft Employment Contract Extension

## **GOLD COAST TRANSIT DISTRICT**

THIS PAGE INTENTIONALLY LEFT BLANK

**SEVENTH AMENDMENT TO THE EMPLOYMENT AGREEMENT BETWEEN THE  
GOLD COAST TRANSIT DISTRICT AND STEVEN P. BROWN**

**1. PARTIES AND DATE**

This SEVENTH AMENDMENT (hereinafter referred to as "Amendment") to the Employment Agreement is entered into as of the 1st day of January, 2022 (the "Effective Date") by and between the GOLD COAST TRANSIT DISTRICT (hereinafter referred to as "District") and STEVEN P. BROWN (hereinafter referred to as "Manager").

**2. RECITALS**

**2.1** On or about September 1, 2010, Manager and District's predecessor, the Gold Coast Transit Joint Powers Agency ("Agency"), entered into an Employment Agreement (hereinafter referred to as "Employment Agreement") setting forth the terms and conditions for Manager's employment with the Agency.

**2.2** On or about October 10, 2012, Agency and Manager entered into a First Amendment to the Employment Agreement extending the term of the Agreement by two years and amending Section 1 governing term of employment and Section 19 covering Acknowledgment. Section 8(d) was also added to address COBRA payments during a period when severance is being paid.

**2.3** On or about November 6, 2013, Agency and Manager entered into a Second Amendment to the Employment Agreement wherein the compensation section was amended to provide an annualized salary of \$126,250.00 (equating to \$10,520.83 per month), and to provide that the salary would be increased by three percent at the earlier of (1) completion of Union negotiations of a successor agreement to the current MOU, or (2) January 1, 2014.

**2.4** On or about December 3, 2014, Agency and Manager entered into a Third Amendment to the Employment Agreement wherein the following terms were changed: (1) Manager's term of employment was extended until December 31, 2019; (2) Manager's Compensation was increased to One Hundred Thirty-Two Thousand, Six Hundred Thirty Seven Dollars (\$132,637.00) annually, with a four percent increase effective July 5, 2015, a four percent increase effective July 3, 2016 and a three percent increase effective July 2, 2017; (3) the terms of Manager's employment contract governing hours of work and conflicts of interest were amended; (4) the terms governing payment to Manager upon termination were amended; (5) the terms governing PERS contributions for the Manager were amended; and (6) the terms governing Manager's longevity bonus were amended.

**2.5** On or about April 10, 2016, Agency and Manager entered into a Fourth Amendment to the Employment Agreement wherein the compensation section was amended to provide Manager with an additional four percent increase in compensation raising Manager's annual compensation to One Hundred Forty Three Thousand, Four Hundred Sixty Dollars (\$143,460.00), equating to Eleven Thousand Nine Hundred Fifty-Five Dollars (\$11,955.00) per month.

**2.6** On or about May 3, 2017, Agency and Manager entered into a Fifth Amendment to the Employment Agreement wherein the "Term of Employment" section was amended to provide that the term of this Agreement shall commence on the Effective Date and terminate on December 31, 2021, unless this Agreement is terminated earlier with or without cause as provided in Section 7, or extended as set forth herein. Prior to the amendment, the term of the Employment Agreement was set to expire on December 31, 2019.

**2.7** On or about July 1, 2018, Agency and Manager entered into a Sixth Amendment to the Employment Agreement wherein the compensation section was amended to provide (1) Manager with an additional compensation, raising Manager's annual compensation to One Hundred Fifty-Three Dollars and Sixty-Six cents (\$152, 153.66) annually, with a two and three-quarter percent increase effective July 1, 2018, a two and three-quarter percent increase effective June 30, 2019, and a three percent increase to be effective July 12, 2020; (2) the terms of Manager's vacation entitlement was amended for Manager to receive twenty (20) days (160 hours) annual vacation.

**2.8** The current term of the Employment Agreement, as amended, expires on December 31, 2021.

**2.9** District and Manager desire to amend the Term of Employment provision of the Employment Agreement so as to extend the term of the Employment Agreement until March 30, 2022 or the date that a new General Manager is employed by the Agency, whichever occurs first.

**2.10** This Sixth Amendment is authorized pursuant to the Employment Agreement.

### **3. AGREEMENT**

**3.1** Except as amended by this Seventh Amendment, all provisions of the Employment Agreement, as amended, shall remain in full force and effect and shall govern the actions of the District and Manager under this Seventh Amendment.

**3.2** **NOW, THEREFORE**, in consideration of the mutual covenants set forth below, the parties agree as follows:

**A.** Section 1 of the Employment Agreement, as amended, is hereby amended to read as follows:

#### **SECTION 1. TERM OF EMPLOYMENT**

The term of this Agreement, as amended herein, shall terminate on March 30, 2022 or the date that a new General Manager is employed by the Agency, whichever occurs first, unless this Agreement is terminated earlier with or without cause as provided in Section 7 of the Employment Agreement, or extended as set forth herein.

IN WITNESS WHEREOF, the parties have executed this Seventh Amendment to the Manager's Employment Agreement as of the 1st day of January, 2022.

MANAGER

GOLD COAST TRANSIT DISTRICT

By: \_\_\_\_\_  
STEVEN BROWN

By: \_\_\_\_\_  
BRYAN MACDONALD, CHAIR

ATTEST:

\_\_\_\_\_  
Clerk of the Board of Directors

APPROVED AS TO FORM:

BY: \_\_\_\_\_  
STEVEN C. DEBAUN  
BEST BEST & KRIEGER, LLP  
General Counsel, Gold Coast Transit District



Item #9

**DATE** January 5, 2022

**TO** GCTD Board of Directors

**FROM** Marlena Kohler, Purchasing Manager/DBE Officer *MK*  
Vanessa Rauschenberger, Acting Assistant General Manager

**SUBJECT** **Consider Approval of the Selection of Respondents Identified by RFQ 21-15 to Proceed with the Request for Proposal for the Redevelopment of the 301 East 3rd Street Property**

---

## SUMMARY

GCTD issued a Request for Qualifications (RFQ) on August 26, 2021 to identify potential qualified developers for GCTD's 301 East 3<sup>rd</sup> Street property. In response to the RFQ, a total of ten (10) response submittals were received, all of which were from qualified and experienced development firms. In order to facilitate a more efficient and focused Request For Proposals (RFP) process, a limited number of RFQ respondents will be invited to participate. Staff has evaluated all of the RFQ response submittals and identified four (4) of the ten (10) RFQ Respondents that are being recommended for participation in the upcoming Request for Proposals process. All RFQ response submittals were evaluated by staff, as well as GCTD's consultant team, Dyer Sheehan Group, Inc., and the Board-appointed Ad Hoc Committee.

It is recommended that the Board approve staff's selection of the four (4) RFQ respondents deemed to be most qualified, based upon their RFQ response submittals, to be invited to participate in the upcoming Request for Proposal (RFP) process for redevelopment of 301 East 3<sup>rd</sup> Street. A summary of the ten (10) RFQ responses are attached to this report.

## BACKGROUND

GCTD staff, in conjunction with their consultant, Dyer Sheehan Group, released the RFQ on August 26, 2021, and publicized it to an extensive list of potentially interested parties via email blasts, the GCTD website, an article in the Ventura County Star, and on the Public Purchase website. A pre-submittal RFQ orientation conference was held September 16, 2021 and was well attended by approximately 50 participants. Following the meeting, all questions and answers related to the project were shared to all by posting on Public Purchase website. Conference attendees were also provided with contact information for other interested parties to assist with potential development partnerships. The RFQ submittal deadline was October 28, 2021, and GCTD received a total of ten (10) RFQ response submittals, from the following firms:

- *AMCAL Multi-Housing Inc.*
- *Clifford Beers Housing*
- *Community Development Partners*
- *Fore Property Company*
- *Gold Coast Partners (Century Housing Corporation + Cabrillo Economic Development Corporation)*
- *Highridge Costa Development Company*

## GOLD COAST TRANSIT DISTRICT

January 5, 2022

Consider Approval of the Selection of Respondents Identified by RFQ 21-15

Page 2 of 3

- *Many Mansions*
- *McCormack Baron Salazar*
- *The Michaels Development Company*
- *USA Properties Fund*

## EVALUATION CONSIDERATIONS

Staff, along with the Ad Hoc Committee and Dyer Sheehan Group, independently reviewed the qualifications of each of the ten (10) RFQ respondents. All submissions were determined to be responsive. The responses were reviewed for their relative strengths and weaknesses, based on the submission requirements and evaluation criteria described within the RFQ itself, including, but not limited to, the following:

- Collective knowledge and demonstrated experience of the RFQ Respondent team related to development and operation of multi-family rental housing projects within coastal (or other applicable) communities of California
- Evidence of the RFQ Respondent's proven ability to manage the design, entitlement, and construction processes for residential projects of this type, size, and complexity
- Evidence of the RFQ Respondent's proven experience with transit-oriented development
- Evidence of the RFQ Respondent's proven ability to provide equity and secure debt capital, including tax-exempt bond financing and other sources of non-conventional financing (if applicable), to develop and complete projects of this type, size, and complexity
- Quality of the planning and design of the RFQ Respondent's previous residential and/or mixed-use communities, specifically affordable and/or market rate (as applicable) multi-family rental developments, including demonstrated creative design solutions & awards
- RFQ Respondent team's demonstrated experience developing, and operating multi-family residential communities subject to a long-term land lease agreement
- RFQ Respondent team's demonstrated property management experience with multi-family housing, and experience managing Affordable Housing and/or supportive services
- Previous successful experience with development entitlement-related public outreach

In addition, staff used the following considerations to further evaluate the strength of the qualifications, and to narrow down the list to the top four (4) most qualified to advance to the Request for Proposals phase:

- Overall Quality of Response/Attention to Detail
- Ventura County / Oxnard Specific Experience
- Property Management Experience
- Transit Oriented Design (TOD) Experience
- Overall Suitability of Project Concept
- Appropriateness of Conceptual Units / Tenant Type

The table below shows the results of that review and the four (4) firms that staff is recommending to proceed with the RFP process.

<b>Recommended Top Four (4) Firms</b> <i>(In Alphabetical Order)</i>
<b>Clifford Beers Housing</b>
<b>Gold Coast Partners</b> <i>(Century Housing + Cabrillo Economic Development Corp.)</i>
<b>Many Mansions</b>
<b>McCormack Baron Salazar</b>

January 5, 2022

Consider Approval of the Selection of Respondents Identified by RFQ 21-15

Page 3 of 3

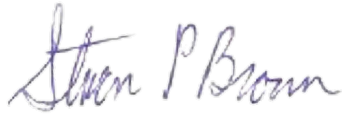
## **NEXT STEPS - REQUEST FOR PROPOSALS**

Following approval of this list, staff will notify the four (4) selected firms and work together with Dyer Sheehan Group to finalize and issue the Request for Proposals (RFP) estimated to be released in February 2022. The Request for Proposal process will require the four (4) selected firms to provide more in-depth proposals for the property use, with more detailed information regarding project scale, design, and potential revenue to GCTD. In addition, as part of the RFP process, staff will also develop a public engagement process so that the community can have the ability to provide comments on proposed redevelopment of 301 East 3<sup>rd</sup> Street. Once the RFP process has concluded, staff will bring results to the Board of Directors for final approval.

## **RECOMMENDATION**

It is recommended that the Board of Directors consider approval of the four (4) development firms deemed to be most qualified, as a result of evaluation during GCTD's Request for Qualification (RFQ) process and invite only these firms to submit a formal proposal for the redevelopment of GCTD's 301 East 3<sup>rd</sup> Street property.

## **General Manager's Concurrence**

A handwritten signature in blue ink that reads "Steven P. Brown". The signature is fluid and cursive, with the first name "Steven" being more prominent than the last name "Brown".

---

**Steven P. Brown**  
**General Manager**

Attachment:

Summary of RFQ Responses for the 3rd Street Property

INTENTIONALLY LEFT BLANK

# GCTD 3<sup>RD</sup> STREET DEVELOPMENT SUMMARY OF RFQ RESPONSES



## Request for Qualifications

GCTD Received 10 Submittals

Top four proposals recommended for RFP Phase: (in alphabetical order)

- **Clifford Beers Housing**
- **Gold Coast Partners** (Century Housing + Cabrillo EDC)
- **Many Mansions**
- **McCormack Baron Salazar**

---

***Six proposals not recommended to move to next phase:***

- *AMCAL Multi-Housing Inc.*
- *Community Development Partners*
- *Fore Property Company*
- *Highridge Costa Development Company*
- *The Michaels Development Company*
- *USA Properties Fund*

# CLIFFORD BEERS HOUSING (NORTH HOLLYWOOD, CA)

**Architect:** Perking & Will (Los Angeles, CA)  
**Landscape Architect:** Agency Artifact  
**Structural Engineer:** Thornton Tomasetti  
**MEP Engineering:** tsk1sc/ Civil Engineering: VCA Engineers  
**Property Management:** Levine Management Group (LMG)  
**Prelim Project Description:** 100% Affordable Transit Oriented Multi-Family

**Basic Use Components:** 146 dwelling units

**Buildings:** multiple 2-4 story buildings

**Unit Mix:** 73 one bdrm @ 500 SF / 36 two bdrm @ 750 SF / 37 three bdrm @ 1000 SF)units

**Affordability Levels:** 40% AMI to 80% AMI

**Exterior Amenities:** Community Park at NE Corner; Mobility Hub/Park at SE Corner

**Parking Spaces:** 73 - 75 parking spaces

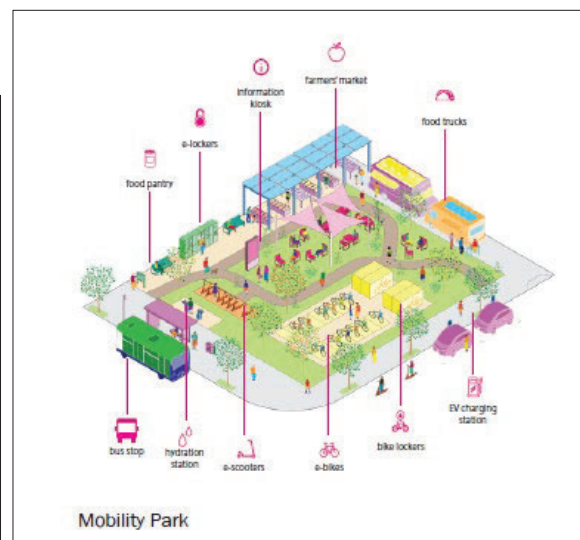
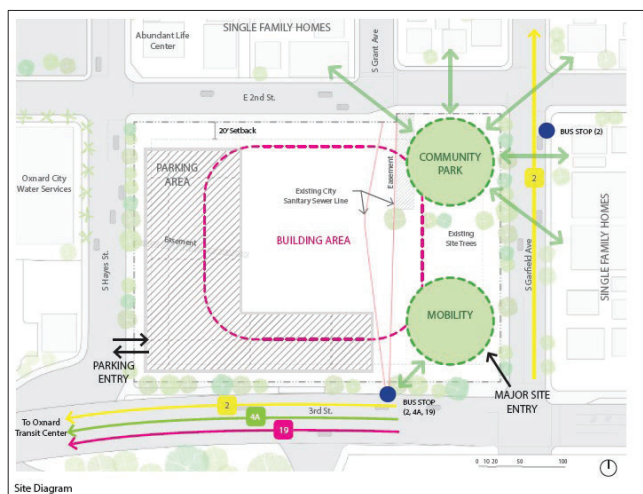
**Concept Graphics Provided:** Yes

**Ground Lease Experience:** Yes

**Transit Oriented Design Elements:** [Multiple elements](#)

## CLIFFORD BEERS HOUSING Transit Oriented Design Elements

- **Mobility Park constructed within project site**
- **Includes variety of transit enhancements, alternative transportation opps**
- **Easy pedestrian accessibility to Third St & Mobility from dwelling units**



# GOLD COAST PARTNERS (Century / Cabrillo EDC)

**Architect:** SVA Architects (Santa Ana, CA)  
**Property Management:** Cabrillo Economic Development Corp (Ventura, CA)  
**Service Provider:** Cabrillo Economic Development Corp (Ventura, CA)  
**Prelim Project Description:** Mixed-Use (primarily multi-family residential)  
**Basic Use Components:** 126-unit affordable multi-family housing units; 2500 SF Child Care Facility; 2250 SF Retail; 2000 SF Community Center

**Unit Mix:** 40 – 1 Bedroom; 40 – 2 Bedroom; 37 – 3 Bedroom; 9- 4 Bedroom  
**Affordability Levels:** 30% AMI (25 units) 50% AMI (50 units) & 80% AMI (50 units) + one unrestricted manager unit (3 bedroom)  
**Exterior Amenities:** small plaza; greenway; children play area; outdoor open space

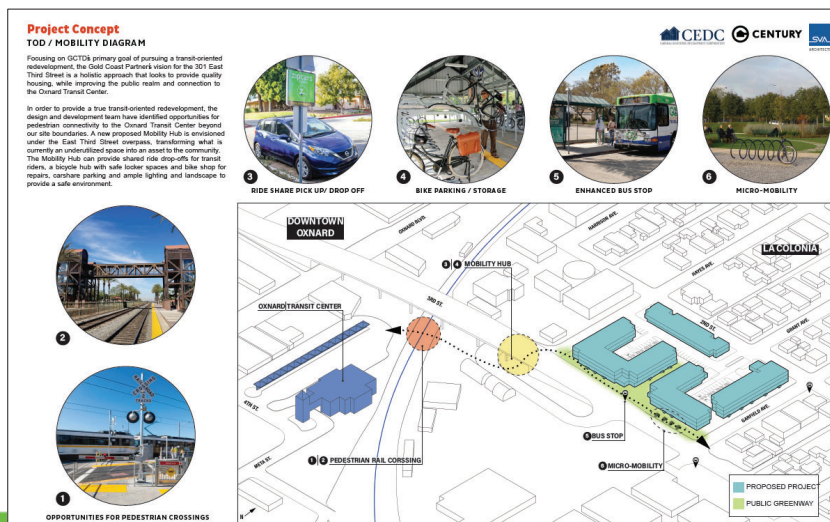
**Parking Spaces:** 126 (tuck-under & surface)  
**Concept Graphics Provided:** Yes  
**Ground Lease Experience:** Yes

**Transit Oriented Design Elements:** [Multiple elements listed](#)

## GOLD COAST PARTNERS (Century and Cabrillo EDC)

### Transit Oriented Design Elements

- Mobility Hub under Third St bridge with connected pedestrian network to OTC
- New pedestrian rail crossing under Third St bridge for easier accessibility to OTC
- Enhanced Bus Stop at Third St/Garfield
- Space for future micro-mobility parking
- Plaza Anchors with retail space on corner of Third St/Garfield
- Easy pedestrian accessibility to Third St & Mobility Hub from dwelling units



# MANY MANSIONS (Thousand Oaks, CA)

**Architect:** Di Ciccio Architecture, Inc (Moorpark, CA)  
**Financial Consultants:** CA Housing Partnership Corp.: Community Economics Inc.  
**General Contractor:** Cannon Constructors, Inc. (Encino, CA)  
**Construction Manager:** S. L. Leonard & Associates, Inc. (Camarillo, CA)  
**Property Management & Supportive Services Provider:** Many Mansions

**Prelim Project Description:** 100% Affordable Multi-Family Transit Oriented Development

**Basic Use Components:**

156 multi-family units (154 affordable units + 2 unrestricted manager units)

**Buildings:** 2 buildings (4 floors over podium parking) (will work closely with GCTD & City to meet local objectives)

**Unit Mix:** stacked flats: 76- 1 bedroom (664 SF) / 40- 2 bedroom (920 SF) / 40- 3 bedroom (1080 SF)

**Affordability Levels:** 30% AMI / 50% AMI / 60% AMI

**Common Amenities:** 3000 SF Community Center: Management offices, community room, library, computer lab, supportive services

**Exterior Amenities:** public plaza, four 2,000 SF, landscaped, podium level courtyards, generous unit balconies

**Parking Spaces:** 156 (1:1 parking ratio)

**Concept Graphics Provided:** Yes

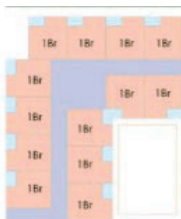
**Ground Lease Experience:** Yes

**Transit Oriented Design Elements:** [Multiple listed](#)

## MANY MANSIONS

### Transit Oriented Design Elements

- Bus pull-out on 2<sup>nd</sup> between Hayes and Garfield
- Enhanced pedestrian connection to Third St bridge
- Bike Storage with Bike Mechanic Station
- EV Sharing Parking
- Pedestrian Plaza at the corners



Typical Floor Plans



# MCCORMACK BARON SALAZAR (Los Angeles, CA)

## Co-Developer: New Economics for Women (NEW) (Los Angeles, CA)

**Architect:** DE Architects (DEA) (Santa Monica, CA)  
**Civil Engineer:** Environmental Consultant Group  
**Landscape Architect:** Pacific Coast Land Design (Ventura, CA)  
**Property Management:** McCormack Baron Management, Inc.  
**Supportive Services Provider:** MBM & NEW

**Prelim Project Description:** 100% Affordable Multi-Family Community

**Basic Use Components:** 147 multi-family units (all affordable units except for unrestricted manager units) ( $\pm$  50 du/acre)

**Buildings:** 6 or 8 buildings – 3&4 stories (Type V – wood frame)

**Unit Mix:** 33 – 1 bedroom (620 SF) / 8 – 1 bedroom Live-Work (825 SF) / 69 – 2 bedroom (850 SF) / 37 3 – bedroom (1000 SF)

**Affordability Levels:** 30% AMI – 60% AMI (Average Affordability at 50% AMI)

**Common Amenities:** 4000 SF Community Building: meeting and gathering space, computer learning area, and administration space

**Exterior Amenities:** 8800 SF Pocket Park at the corner of Garfield Avenue and 2<sup>nd</sup> Street

**Parking Spaces:** 1 PS per unit + 2 PS for manager unit – 3 level automated parking garage + surface parking (could be less)

**Concept Graphics Provided:** Yes

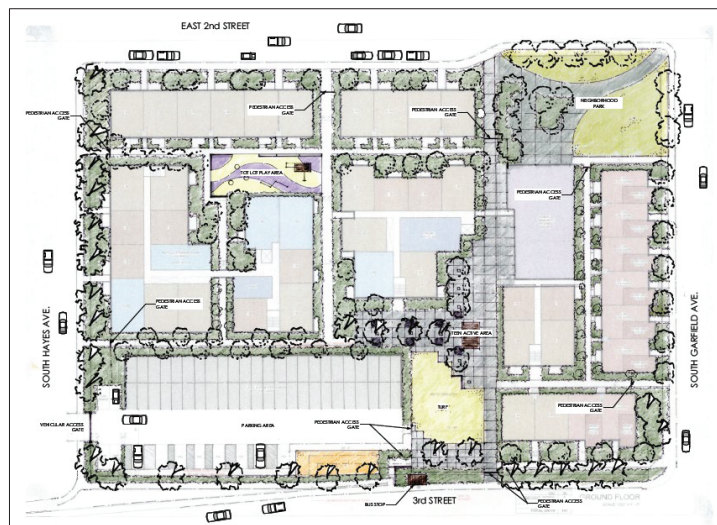
**Ground Lease Experience:** Yes

**Transit Oriented Design Elements:** [Multiple listed](#)

## MCCORMICK BARON SALAZAR

### Transit Oriented Design Elements

- New bus stop at Third St/Garfield
- Improved pedestrian access to bus stop from Hayes Ave
- Car Share program (electric);
- free monthly transit pass for each household;
- bike parking & workshop



## ***Honorable Mention***

**In order to facilitate a more efficient and focused Request For Proposals (RFP) process, a limited number of RFQ Respondents will be invited to participate. The following six proposals are not recommended to move on to the next phase.**

- AMCAL Multi-Housing Inc.
- Community Development Partners
- Fore Property Company
- Highridge Costa Development Company
- The Michaels Development Company
- USA Properties Fund

# AMCAL MULTI-HOUSING INC (Agoura Hills, CA)

**Architect:** WHA Architects ▪ Planners ▪ Designers (LA/Orange County)

**Property Management:** FPI Management (Folsom, CA)

**Project Concept Description:** 100% Affordable Multi-Family Development

**Basic Use Components:** 120-units affordable multi-family housing

**Buildings:** 10 two-story + 3 two & three-story buildings / 3 building types

**Unit Mix:** 40 – 1 Bedroom; 42 – 2 Bedroom; 38- 3 Bedroom

**Affordability Levels:** 50% AMI (13 units) & 60% AMI (106 units) + 1 manager unit

**Common Amenities:** Leasing Office and Community Center with community room, kitchen, computer lab, offices, tenant services

**Exterior Amenities:** pool area; spacious courtyards with meandering walks

**Parking Spaces:** No info provided

**Concept Graphics:** None provided

**Ground Lease Experience:** Yes

**Transit Oriented Design Elements:** **None listed**

## COMMUNITY DEVELOPMENT PARTNERS (Newport Beach, Ca)

**Architect:** Architecture Design Collaborative (ADC)  
**Property Management:** FPI Management (Folsom, CA)  
**Civil Engineer:** Ware Malcomb (Los Angeles /Irvine)  
**General Contractor:** Walton Construction  
**Services Provider:** Mercy House

**Prelim Project Description:** 116 dwelling units (with possible small café/coffee shop at NW corner of site)

**Buildings:** 2 residential buildings; 4 story buildings + tot lot

**Unit Mix:** 14 one bdrm @ 590 SF / 62 two bdrm @ 785 SF / 40 three bdrm @ 1101 SF

**Affordability Levels:** 30% AMI / 50% AMI / 60% AMI

**Common Amenities:** first-floor community center, with multiple community rooms

**Exterior Amenities:** winding path; dog park; exercise equipment

**Parking Spaces:** 73 (0.5 parking space per unit)

**Concept Graphics Provided:** No

**Ground Lease Experience:** None Referenced

**Transit Oriented Design Elements:** *Minimal elements listed (bus passes, bike racks, etc)*

# **FORE PROPERTY COMPANY** (SANTA BARBARA, CA / LAS VEGAS, NV)

**Architect:** Architect Orange (Orange, CA)  
**Property Management:** Fore Property Company  
**Civil Engineer:** Jensen Design & Survey, Inc. (Ventura, CA)  
**General Contractor:** Fore Construction, LLC

**Prelim Project Description:** 100% Affordable Multi-Family Housing (seniors or families)

**Basic Use Components:** 100-150 affordable units

**Unit Mix:** Seniors: 80%-90% 1 bedroom & 10%-20% 2 bedroom

Family: 25% 1 bedroom; 55% 2 bedroom; 20% 3 bedroom

**Common Amenities:** community room, computer room, and amenity spaces, such as, lounge areas programming catered to seniors

**Exterior Amenities:** outdoor courtyards for passive and active spaces for the residents

**Parking Spaces:** No Info Provided

**Concept Graphics Provided:** Photo images of other projects only

**Ground Lease Experience:** None Referenced

**Transit Oriented Design Elements:** none listed

# HIGHRIDGE COSTA (Gardena, CA)

**Architect:** SVA Architect (Los Angeles, CA)  
**Property Management:** Western National Property Management  
**Civil Engineer:** Fuscoe Engineering Inc. (Los Angeles/ Irvine, CA)  
**Services Provider:** Life Skills Training & Ed Programs, Inc. (LifeSTEPS) (LA, CA)

**Prelim Project Description:** 100% Affordable Multi-Family Community

**Basic Use Components:** ± 99 affordable units (33.79 du/acre)

**Buildings:** 4 (3 Story)

**Unit Mix:** 8- 1 Bedroom (670 SF) / 5- 2 Bedroom (921 SF) / 52- 2 bedroom (932 SF) / 34- 3 bedroom (1200 SF)

**Affordability Levels:** 30%-60% AMI

**Common Amenities:** 3000 SF Club Room w/ Kitchen, Gym, Management Office, Mail Room

**Exterior Amenities:** playground; village green; pool; landscaped courtyards on 2<sup>nd</sup> level

**Parking Spaces:** 122 (92 Tuck-Under + 30 Surface)

**Concept Graphics Provided:** Yes

**Ground Lease Experience:** None Reference

**Transit Oriented Design Elements:** Multiple listed

## HIGHRIDGE COSTA (Gardena, CA)

Transit Oriented Design Elements

- **Mobility Hub**
- **Bike Park /Share Repair**
- **Car /Scooter Share**



# MICHAELS (Camden, NJ / Encino, CA)

**Architect:**

Urban Practice

**Property Management:**

Michaels Management

**Climate & Transportation Consultant:**

CD : RG

**Social Services Provider:**

Better Tomorrows (Camden, NJ)

**Prelim Project Description:** 100% Affordable Transit Oriented Multi-Family Community, with supportive housing for women & children

**Basic Use Components:** 150 multi-family units (mostly stacked flats – some townhomes at ground level (± 51 du/acre)

**Buildings:** 2 buildings – 3 & 4 stories

**Unit Mix:** 50% - 1 bedroom (650 SF) / 25% - 2 bedroom (850 SF) / 25% - 3 bedroom (1200 SF)

**Affordability Levels:** Not specified

**Common Amenities:** 1500 SF community room, 1000 SF management office, 1000 SF gym with restrooms, 1000 SF computer lab with mail

**Exterior Amenities:** open space extends to Third St and Garfield Ave as public plaza for restroom for residents and neighbors

**Parking Spaces:** 32 spaces on street + 55 tuck-under spaces at ground level; secure bike storage & vehicle charging stations

**Concepts Graphics Provided:** Yes

**Ground Lease Experience:** Limited

**Transit Oriented Design Elements: Multiple Listed**

## MICHAELS

### Transit Oriented Design Elements



- New bus stop at Third St/Garfield with easy access from dwelling units
- Improved Pedestrian connection to OTC from Third St bridge
- New Pedestrian Wayfinding near OTC / New Crosswalk at Third/Garfield
- Public plaza / path to OTC / off-site multi-modal shared parking

# USA PROPERTIES FUND (Roseville, CA)

Co General Partner: **Riverside Charitable Corporation**

**Architect:** Newman Garrison + Partners (NGP)  
**Construction Manager:** USA Construction Management, Inc.  
**Property Management:** USA Multifamily Management, Inc.  
**Social Services Provider:** Life Skills Training & Ed Program Services (LifeSTEPS)

**Prelim Project Description:** 100% Affordable Transit Oriented Multi-Family Community

**Basic Use Components:** 201 multi-family units (including 2 unrestricted manager units)

**Buildings:** 2 buildings (?) – 3 & 4 story wrap design (Developer would consider 5 story for additional density/return)

**Affordability Levels:** 30% AMI (21 units) / 50% AMI (52 units) / 60% AMI (52 units) / 70% AMI (74 units)

**Common Amenities:** Community Room w/ leasing office, Wi-Fi, fitness room and mail room, hospitality kitchen & large screen TV

**Exterior Amenities:** Outdoor lounge areas, outdoor dining w/ barbeque counter with seating, and a children's play area

**Parking Spaces:** 292

**Concept Graphics Provided:** Yes (minimal)

**Ground Lease Experience:** Yes

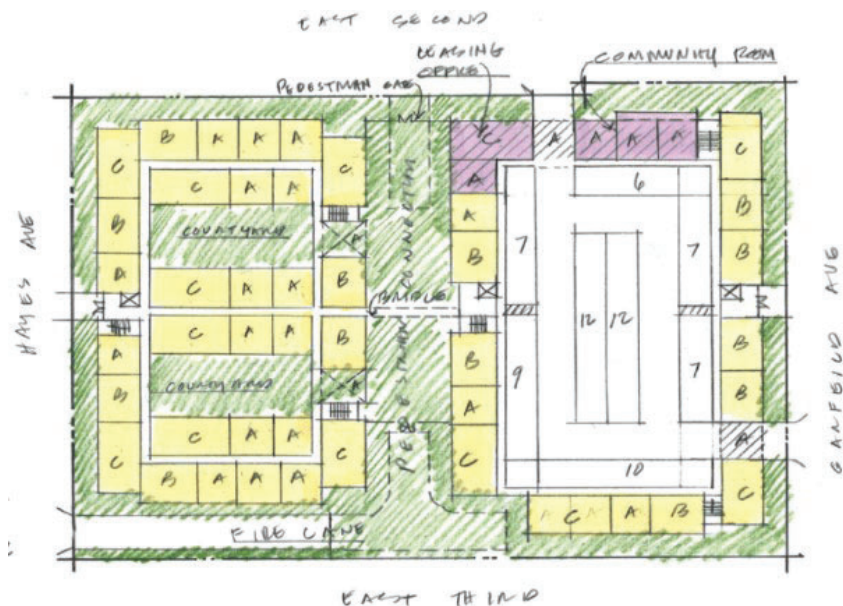
**Transit Oriented Design Elements:** Minimal elements listed (pedestrian gate)

## USA PROPERTIES FUND (Roseville, CA) co

**General Partner: Riverside Charitable Corporation**

Transit Oriented Design Elements

- Pedestrian gate to 3<sup>rd</sup> street (to access Transit Center)





Item #10

**DATE** January 5, 2022

**TO** GCTD Board of Directors

**FROM** Margaret Heath-Schoep, Paratransit & Special Projects Manager *M Schoep*  
Robert Lucio, Mobility Management Coordinator *R Lucio*

**SUBJECT** Receive and File Late Night Safe Rides Service Update

---

## I. EXECUTIVE SUMMARY

Gold Coast Transit District (GCTD) recently introduced service to assist passengers with late night transportation services. The Late-Night Safe Rides (LNSR) general public dial-a-ride is a demonstration project funded by Jobs Access Reverse Commute (JARC) funds. Staff will provide an oral update on GCTD's Late Night Safe Rides pilot service, including ridership and emerging trend information.

## II. BACKGROUND

Service for GCTD's LATE NIGHT SAFE RIDE demonstration project started in May 2021. Operated by MV Transportation as part of the GO ACCESS services, this service was designed to encourage fixed route ridership by providing a safe late night return solution for medical health and other front-line employees returning to work as the local economy began to re-ignite in Spring/Summer of 2021.

LNSR ridership has steadily grown since May. Ridership in June was 309 with an average daily ridership of ten. Daily average ridership has since increased to 17, and November ridership was 487. Initially, service was offered nightly between 8 pm and 11 pm. In August 2021, LNSR expanded nightly service until midnight; up to 13% of the demand for service is now between 11PM and midnight.

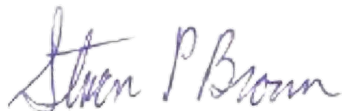
Average trip times for service provided with a member jurisdiction (i.e., Oxnard to Oxnard) is typically 20-25 minutes for a six- or seven-mile trip. As the service continues to grow, more trips are being requested to/from Ojai and those trips are longer length and duration. These trips average 45 minutes in duration for the passenger to travel 13 miles or more. It is anticipated that the JARC funding for the LNSR service will support this demonstration through the end of June 2022. Staff is searching for additional funding to support this project.

### GOLD COAST TRANSIT DISTRICT

### **III. RECOMMENDATION**

It is recommended that the Board of Directors receive and file this report.

#### **General Manager's Concurrence**

A handwritten signature in blue ink that reads "Steven P. Brown". The signature is written in a cursive style with a horizontal line extending from the end of the name.

---

**Steven P. Brown**  
**General Manager**



Item #11

**DATE** January 5, 2022

**TO** GCTD Board of Directors

**FROM** James Beck, Director Operations and Maintenance

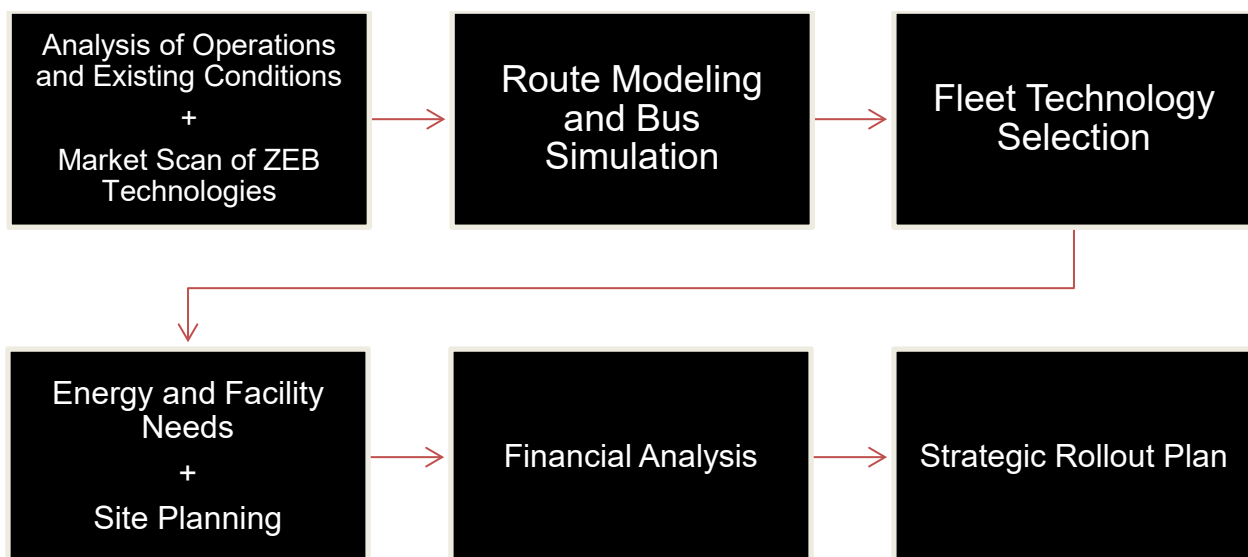
**SUBJECT** Update on Zero Emissions Transition Plan with Presentation on Initial Findings by Stantec

## SUMMARY

This report provides an update on GCTD's Zero-Emission Bus (ZEB) Transition and Rollout Plan that is currently underway by Stantec Consulting Services Inc. (Stantec). Stantec is a professional services firm in the design, engineering, planning, and consulting industry with a global presence. GCTD retained Stantec in August 2021 for the development of a ZEB Transition and Rollout Plan.

Classified as a small transit agency by the California Air Resources Board (CARB), GCTD is required to submit a ZEB rollout plan for approval to CARB by July 1, 2023, as stated in the Innovative Clean Transit (ICT) mandate. This report summarizes the project scope and work to date completed by Stantec to respond to CARB's ICT mandate. Stantec has provided ZEB planning services to transit agencies across North America and has developed 15 ZEB rollout plans in California.

The ZEB Transition and Rollout Plan comprises of several steps as summarized in the graphic below:



## GOLD COAST TRANSIT DISTRICT

The first step towards completing the ZEB Rollout Plan is to understand how the current service would look like when transitioning to battery-electric buses (BEBs) and/or hydrogen fuel cell-electric buses (FCEBs), as well as surveying the state of ZEB industry and technologies. An existing conditions assessment was conducted to understand the challenges and opportunities of GCTD's operations and maintenance facility, operating and service conditions. A key subsequent step was the route modeling and bus simulation. The predictive modeling approach provides an indication of how much of the service can be electrified with each technology. In early December, Stantec presented initial findings from the existing conditions report and route modeling to GCTD staff.

Below, highlights of the work products to date are described.

#### Existing Conditions Report

Stantec conducted an in-depth analysis of the data provided by GCTD in addition to a site visit to identify the key characteristics of the service and the facility's current conditions. In summary:

- GCTD operates in a relatively compact and flat service area (with the exception of Ojai area)
- Fixed route:
  - Average vehicle travels 128 miles a day
  - Most vehicles in operation for 12+ hours (could restrict the potential for midday/opportunity charging)
  - New facility with onsite CNG fueling
- Demand Response:
  - Mix of cutaways and vans
  - Travel long daily distances (over 100+ miles) that could be challenging for current ZE options to complete without midday or opportunity charging
  - Fleet owned by GCTD; operations and maintenance contracted out
  - Maintenance completed at contractor-owned site
  - CNG vehicles fueled at GCTD facility
  - Gasoline vehicles fueled by the contractor

#### Route Modeling and Bus Simulation

The modeling approach considers specific operational conditions to the GCTD's fleet, including climate, topography, passenger loads, and driving cycles of each route. Additionally, the specifications of market-available vehicles were considered, such as curb weight, battery sizes, dimensions, etc. Two ZE technologies were modeled, BEBs and FCEBs, for both 35-ft and 40-ft buses used in fixed-route services.

For fixed-route services, about 98% electrification can be achieved when modeling three configurations of batteries for BEBs. This requires a combination of 35-ft BEBs and two configurations of 40-ft BEBs (one type with 540-kWh and another type with 660-kWh batteries). The variety of BEBs may add complexity to dispatching and vehicle assignments since the larger battery vehicles will need to be assigned to blocks with longer mileages.

On the other hand, electrifying the fixed-route fleet with hydrogen FCEBs would achieve 100% success. However, the capital investment in hydrogen vehicles and refueling infrastructure is typically greater than the capital investment of electric buses and their charging infrastructure.

The modeling of demand response vehicles only considered battery-electric (BE) vans, BE cutaways, and hydrogen vans since, currently, no hydrogen cutaways are commercially available. The market's limited battery sizes for smaller demand response-type vehicles pose a challenge to the electrification of paratransit services.

For service operated by MV-1 vans, only 25% can be electrified with current BE vans. However, a sensitivity analysis suggests that under ideal weather conditions and minimal passenger loads, about 60% of the daily vehicle service could be electrified. The modeled mileage for a BE van can range between 135 and 170 miles. In contrast, the hydrogen vans have a 90% success rate of electrification, and the fast refueling time can allow the unsuccessful vehicles to be quickly refueled to complete service. The modeled mileage for hydrogen vans can range between 210 and 250 miles.

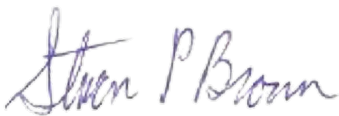
The electrification of cutaways is even more challenging, given the extra weight and aerodynamics of such vehicles. For the daily service operated currently by cutaways, only 25% can be electrified. However, the sensitivity analysis suggests that the electrification can increase to 50%. The modeled mileage for an electric cutaway can range between 105 and 135 miles. Stantec notes that an exemption can be requested to CARB for the demand services vehicles, both vans and cutaways, since currently available technology cannot satisfy the service operated by GCTD and no hydrogen vans have been Altoona-tested.

Both technologies, BEBs and FCEBs, have strengths and challenges that need to be closely evaluated, not only based on the quantitative modeling but from operational implications (e.g., scheduling and planning, dispatching, service area characteristics), as well as from a cost perspective through a cost of ownership analysis. Nevertheless, these preliminary results serve as a starting point for a discussion of what might be preferable or even feasible for GCTD.

#### Next Steps

Key next steps include:

- Finalizing the modeling
- Assessing qualitative considerations of different fleet concepts
- Providing a recommendation for the preferred fleet
- Developing the components of the rollout plan for the preferred fleet concept.



---

Steven P. Brown



Item #12

**DATE** January 5, 2022  
**TO** GCTD Board of Directors  
**FROM** Vanessa Rauschenberger, Acting Assistant General Manager  
**SUBJECT** Future Agenda Items

---

## SUMMARY

It is recommended that the Board of Directors provide input to staff on future agenda items that they would like staff to review and/or report on in a future meeting.

## FUTURE AGENDA ITEMS PLANNED FOR 2022

Below are some of the future agenda items planned for the next year. To help staff prioritize timing of reports, staff seeks input on these items or other items that the Board is interested in discussing.

### Future Agenda Items

- Updates on Negotiations with SEIU Local 721 on a successor agreement to the current MOUs for Bus Operator, Mechanical, & Administrative Support Units
- Zero Emissions Strategic Planning
- Review of Bylaws, Goals & Objectives
- Discuss VCTC Transit Integration and Efficiency Study (TIES)
- Redevelopment of 301 Property
- *Other Items?*

### Future Routine Items

- Monthly Financial Statements & Procurement Reports
- Monthly Operations & Maintenance Update
- Quarterly Fixed-Route & Paratransit Performance Reports
- Bi-Annual Service Plan & Outreach Updates
- Annual Personnel Rules Updates & Staffing Updates

## CONCLUSION

It is recommended that the Board of Directors provide input to staff on future agenda items that they would like staff to review and/or report on in a future meeting.

---

Steven P. Brown

## GOLD COAST TRANSIT DISTRICT